

EV-T1G2CC-DC200A-10,0M1ASBK11 - DC charging cable



1435005

<https://www.phoenixcontact.com/us/products/1435005>

Please be informed that the data shown in this PDF document is generated from our online catalog. Please find the complete data in the user documentation. Our general terms of use for downloads are valid.



CHARX connect standard, CCS type 1, DC charging cable, up to 500 A in Boost mode, 200 A permanent, 1000 V DC, with vehicle charging connector and open cable end, cable: 10 m, black, straight, with charging connector holder, with analog temperature sensors, no liquid cooling, PHOENIX CONTACT logo, NOTE: Cable management may be required., SAE J1772, IEC 62196-3, for charging electric vehicles (EV) with direct current (DC)

Product description

DC charging cable with vehicle charging connector and free cable end for fast charging of electric vehicles (EV) with direct current (DC) via CCS type 1 vehicle charging inlets, for installation at charging stations for e-mobility (EVSE)

Your advantages

- Complete product range
- The right charging cable for every application, from the carport to the charging park
- Convenient handling due to the ergonomic design
- Available with your logo on request - for consistent branding of your charging station
- Developed and produced in accordance with the IATF 16949 automotive standard and ISO 9001

Commercial data

Item number	1435005
Packing unit	1 pc
Minimum order quantity	1 pc
Sales key	EM01
Product key	XWBMGE
GTIN	4063151809362
Weight per piece (including packing)	21,470 g
Weight per piece (excluding packing)	11,600 g
Customs tariff number	85444290
Country of origin	PL

EV-T1G2CC-DC200A-10,0M1ASBK11 - DC charging cable



1435005

<https://www.phoenixcontact.com/us/products/1435005>

Technical data

Product properties

Product type	DC charging cable
Product family	CHARX connect standard
Type	DC charging cable with vehicle charging connector and open cable end
Design	with charging connector holder with analog temperature sensors no liquid cooling
Charging standard	CCS type 1
Charging mode	Mode 4 DC level 2
Affixed logo	PHOENIX CONTACT logo
Label	8.9 mm x 28.9 mm (customer logo on request)

Electrical properties

Temperature monitoring	2x Pt 1000
------------------------	------------

Charging power and current (DC charging)

Type of charging current	DC
Charging current	200 A DC
Charging power	200 kW
Rated voltage	1000 V

Charging power and current (DC charging in Boost Mode)

Type of charging current	DC Boost Mode
Charging current	up to 500 A DC
Charging power	up to 500 kW
Rated voltage	1000 V
Note	The specifications refer to charging in Boost Mode and are dependent on ambient conditions. For further details, see the packing slip in the download area.

Pin assignment (Power contacts)

Note on the connection method	Crimp connection, cannot be disconnected
Number	3 (PE, DC+, DC-)
Rated voltage	1000 V DC
Rated current	200 A (up to 40 °C)

Pin assignment (Signal contacts)

Note on the connection method	Crimp connection, cannot be disconnected
Type of signal transmission	Pulse width modulation with modulated Powerline communication in accordance with ISO/IEC 15118 / DIN SPEC 70121
Number	2 (CP, CS)

EV-T1G2CC-DC200A-10,0M1ASBK11 - DC charging cable



1435005

<https://www.phoenixcontact.com/us/products/1435005>

Rated voltage	30 V AC
Rated current	2 A
Coding	480 Ω (Lever actuated)
	150 Ω (Lever not actuated)

Temperature sensors (Pt 1000)

Sensor type	Pt 1000
Standards/regulations	DIN EN 60751
Attachment point	Sensor for the DC contacts
Switch-off temperature	90 °C ±1 K (equivalent to a Pt 1000 value of 1346.5 Ω)
Long-term stability	0.06 % (after 1000 hours at 130 °C)
Recommended measured current	1 mA (1 V at 0°C)
Coefficient	3850 ppm/K
Ambient temperature	-50 °C ... 130 °C (Operation)

Dimensions

Vehicle charging connector

Width	69.6 mm
Height	192.6 mm
Depth	284.6 mm

Material specifications

Color (Housing)	black (9005)
Color (Handle area)	black (9005)
Color (Mating face)	black (9005)
Color (Protective cap)	black (9005)
Color (Cable)	black (9005)
Material (Vehicle charging connector)	Plastic
Material (Cable outer sheath)	TPE
Material (Contact surface)	Silver
Note	The color appearance and gloss level of the charging cable may vary.
Flammability rating according to UL 94	V0 (Mating face)

Cable/line

Cable length	10 m
Wiring standards/regulations	UL 62
	FFSO7.E343212
Cable weight	max. 1900.00 kg/km
Cable type	straight
Cable structure	2 x 1 AWG + 1 x 3 AWG + 3 x 2 x 18 AWG
External cable diameter	35.30 mm ±0.5 mm
Outer sheath, material	TPE
Stripping length of the sheath	180 mm ±10 mm

EV-T1G2CC-DC200A-10,0M1ASBK11 - DC charging cable



1435005

<https://www.phoenixcontact.com/us/products/1435005>

Stripping length	180 mm ±10 mm
Cable resistance	≤ 0.00044 Ω/m (based on a power core, at an ambient temperature of 20°C)
Bending radius	min. 353 mm (10x Ø)

Mechanical properties

Mechanical data

Insertion/withdrawal cycles	> 10000
Insertion force	< 75 N
Withdrawal force	< 75 N

Environmental and real-life conditions

Ambient conditions

Degree of protection (Vehicle charging connector)	IP54 / Type 3R (The degree of protection is only ensured in the ready and plugged-in state when both plug-in components are original products from Phoenix Contact or suitable standard-compliant products.)
Ambient temperature (operation)	-30 °C ... 40 °C max. 55 °C (Current reduction required, observe the DC contact temperature limit value of 90°C)
Ambient temperature (storage/transport)	-40 °C ... 80 °C
Altitude	5000 m (above sea level)

Standards and regulations

Connection in accordance with standard

Normative cable length restrictions	NOTE: Cable management may be required. Cable management is required in the US if the cable length exceeds 7.5 m (IEC 61851-1).
-------------------------------------	--

Standards

Standards/regulations	SAE J1772 IEC 62196-3
-----------------------	--------------------------

EV-T1G2CC-DC200A-10,0M1ASBK11 - DC charging cable



1435005

<https://www.phoenixcontact.com/us/products/1435005>

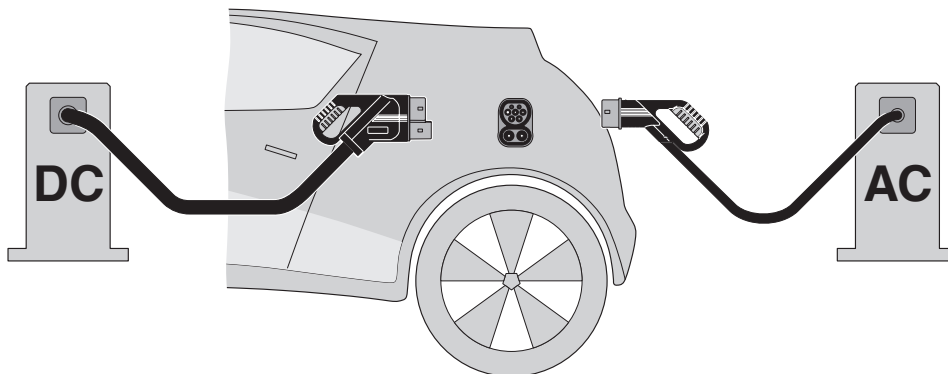
Drawings

Dimensional drawing



Make sure that the vehicle charging connector is placed in an appropriate charging connector holder, which ensures a minimum protection rating of IP24 in accordance with IEC 61851-1, for the entire time between charging. To create this charging connector holder, use the dimensions of the vehicle charging connector. Detailed dimensions can also be found in the Download area.

Schematic diagram



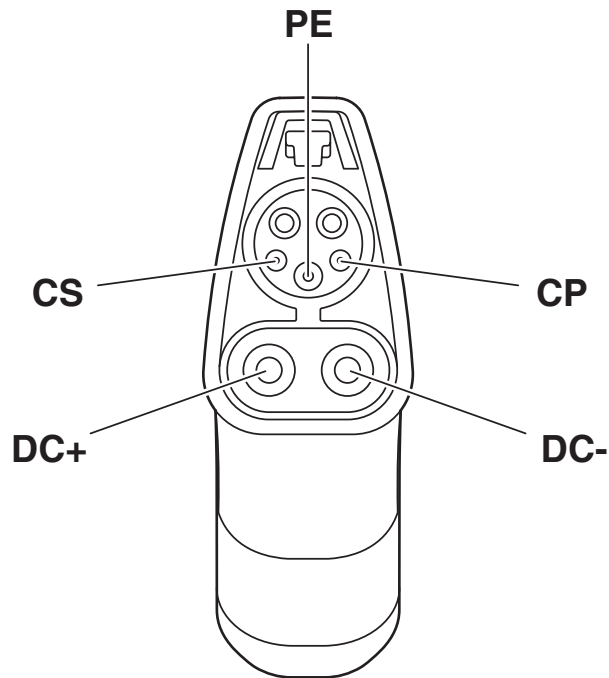
The Combined Charging System (CCS) principle - standard-compliant charging system for electric vehicles, which supports both conventional AC charging and fast DC charging. Both Vehicle Connectors fit into the CCS Vehicle Inlet.

EV-T1G2CC-DC200A-10,0M1ASBK11 - DC charging cable

1435005

<https://www.phoenixcontact.com/us/products/1435005>

Schematic diagram



Pin assignment of the Vehicle Connector

EV-T1G2CC-DC200A-10,0M1ASBK11 - DC charging cable

1435005

<https://www.phoenixcontact.com/us/products/1435005>

Schematic diagram



Operating instructions

EV-T1G2CC-DC200A-10,0M1ASBK11 - DC charging cable

1435005

<https://www.phoenixcontact.com/us/products/1435005>

Schematic diagram



The resting position must be installed in the charging station such that the user cannot hang up the vehicle connector upside down (90° to 270°). However, positions rotated upward (45°) or downward (315°) are options for a resting position.

EV-T1G2CC-DC200A-10,0M1ASBK11 - DC charging cable




1435005

<https://www.phoenixcontact.com/us/products/1435005>

Approvals

To download certificates, visit the product detail page: <https://www.phoenixcontact.com/us/products/1435005>

 cULus Recognized Approval ID: E473195-20220131				
	Nominal voltage U_N	Nominal current I_N	Cross section AWG	Cross section mm^2
keine				
	1000 V	200 A	-	-

EV-T1G2CC-DC200A-10,0M1ASBK11 - DC charging cable



1435005

<https://www.phoenixcontact.com/us/products/1435005>

Classifications

ECLASS

ECLASS-13.0	27144705
ECLASS-15.0	27144705

ETIM

ETIM 10.0	EC002897
-----------	----------

UNSPSC

UNSPSC 21.0	39121500
-------------	----------

EV-T1G2CC-DC200A-10,0M1ASBK11 - DC charging cable



1435005

<https://www.phoenixcontact.com/us/products/1435005>

Environmental product compliance

EU RoHS

Fulfills EU RoHS substance requirements	Yes, No exemptions
---	--------------------

China RoHS

Environment friendly use period (EFUP)	EFUP-E
	No hazardous substances above the limits

EU REACH SVHC

REACH candidate substance (CAS No.)	No substance above 0.1 wt%
-------------------------------------	----------------------------

EF3.1 Climate Change

CO2e kg	112.3 kg CO2e
---------	---------------

Phoenix Contact 2026 © - all rights reserved
<https://www.phoenixcontact.com>

Phoenix Contact USA
586 Fulling Mill Road
Middletown, PA 17057, United States
(+717) 944-1300
info@phoenixcon.com