

VS-M12FSBP-OE-94B-LI/10,0 - Device connector rear mounting



1425322

<https://www.phoenixcontact.com/us/products/1425322>

Please be informed that the data shown in this PDF document is generated from our online catalog. Please find the complete data in the user documentation. Our general terms of use for downloads are valid.



Device connector rear mounting, degree of protection: IP65/IP67, cable length: 10 m, number of positions: 8, 1 Gbps, CAT5, connection method: Cable connection, cable outlet: straight, Ethernet, this item is expected to be lead-free from Q1 2027 in accordance with RoHS II without exception 6c (Pb < 0.1%), a lead-free alternative is possible on request in advance, 4x2xAWG26/7, SF/UTP, water blue RAL 5021

Your advantages

- Preassembled with cables in various standard lengths for immediate use
- Customer-specific assemblies and cable lengths can be supplied
- Sealed on the cable side for optimum tightness of seal
- Cable designs for all common networks and fieldbuses
- For high transmission safety: shield connection to the housing with optional EMC nut

Commercial data

Item number	1425322
Packing unit	1 pc
Minimum order quantity	1 pc
Sales key	AB25
Product key	ABQDGI
GTIN	4055626397337
Weight per piece (including packing)	509.2 g
Weight per piece (excluding packing)	493.055 g
Customs tariff number	85444290
Country of origin	DE

VS-M12FSBP-OE-94B-LI/10,0 - Device connector rear mounting



1425322

<https://www.phoenixcontact.com/us/products/1425322>

Technical data

Notes

Notes on operation	The electrical and mechanical data specified assume that the connector pair is correctly locked and mounted. If the connector is unlocked and if there is a danger of contamination, the connector must be sealed using a protective cap > IP54. Influences arising from litz wires, cables or PCB assembly must also be taken into consideration.
Order information:	Lock nut is included in the scope of delivery

Product properties

Product type	Data cable preassembled
Application	Data On the device side
Number of positions	8
No. of cable outlets	1
Coding	A
Cable outlet	straight
Thread type	M12

Insulation characteristics

Overvoltage category	II
Degree of pollution	3

Interfaces

Signal type/category	Ethernet CAT5 (based on IEC 11801), 1 Gbps
----------------------	--

Electrical properties

Rated surge voltage	0.8 kV
Contact resistance	$\leq 3 \text{ m}\Omega$
Insulation resistance	$\geq 100 \text{ M}\Omega$
Nominal voltage U_N	48 V AC
Nominal current I_N	2 A
Transmission medium	Copper
Transmission speed	1 Gbps

Mechanical properties

Mechanical data

Insertion/withdrawal cycles	≥ 100
-----------------------------	------------

Material specifications

Flammability rating according to UL 94	V0
Seal material	FKM

VS-M12FSBP-OE-94B-LI/10,0 - Device connector rear mounting



1425322

<https://www.phoenixcontact.com/us/products/1425322>

Contact material	CuZn
Contact surface material	Ni/Au

Connection data

Connection technology

Connection method	Cable connection
-------------------	------------------

Conductor connection

Contact connection type	Socket
Connection method	Cable connection
Tightening torque	2 Nm ... 3 Nm (Installation-side)

Connector

Connection 1

Type	Flush-type female connector straight M12
Locking type	SPEEDCON
Coding type	A (Standard)
Degree of protection	IP67


Connection 2

Type	free cable end
------	----------------

Cable/line

Cable length	10.00 m
--------------	---------

Ethernet flexible CAT5, 4-pair [94B]

Dimensional drawing	
UL AWM Style	21238 (80 °C / 600 V)
Number of positions	8
Shielded	yes
Cable type	Ethernet flexible CAT5, 4-pair [94B]
Conductor structure	4x2xAWG26/7, SF/UTP
AWG signal line	26
Conductor cross-section	4x 2x 0.14 mm ²
Wire diameter incl. insulation	0.96 mm ±0.05 mm
External cable diameter	6.40 mm ±0.2 mm

VS-M12FSBP-OE-94B-LI/10,0 - Device connector rear mounting



1425322

<https://www.phoenixcontact.com/us/products/1425322>

Outer sheath, material	PUR
External sheath, color	water blue RAL 5021
Conductor material	Bare Cu litz wires
Material wire insulation	Foamed PE
Single wire, color	white/blue-blue, white/orange-orange, white/green-green, white/brown-brown
Twisted pairs	2 cores to the pair
Overall twist	4 pairs for core
Optical shield covering	70 %
Insulation resistance	$\geq 500 \text{ M}\Omega \cdot \text{km}$
Loop resistance	$\leq 290.00 \text{ }\Omega/\text{km}$
Wave impedance	$100 \text{ }\Omega \pm 5 \text{ }\Omega$ (at 100 MHz)
Nominal voltage, cable	$\leq 100 \text{ V}$
Test voltage Core/Core	2000 V (50 Hz, 1 min.)
Test voltage Core/Shield	2000.00 V (50 Hz, 1 min.)
Minimum bending radius, fixed installation	4 x D
Minimum bending radius, flexible installation	8 x D
Smallest bending radius, fixed installation	26 mm
Smallest bending radius, movable installation	51 mm
Halogen-free	according to IEC 60754-1
Flame resistance	according to IEC 60332-1-2 according to CSA C 22.2 No. 210-FT1
Resistance to oil	in accordance with EN 60811-2-1
Ambient temperature (operation)	-40 °C ... 80 °C (cable, fixed installation) -20 °C ... 80 °C (Cable, flexible installation)

Environmental and real-life conditions

Ambient conditions

Degree of protection	IP67 (When plugged in)
	IP65 (When plugged in)
	IP65/IP67
Ambient temperature (operation) (male connector/female connector)	-25 °C ... 85 °C (Plug / socket)
	-40 °C ... 85 °C (without mechanical actuation)
Ambient temperature (operation) (Cable, flexible installation)	-25 °C ... 85 °C (Cable, flexible installation)

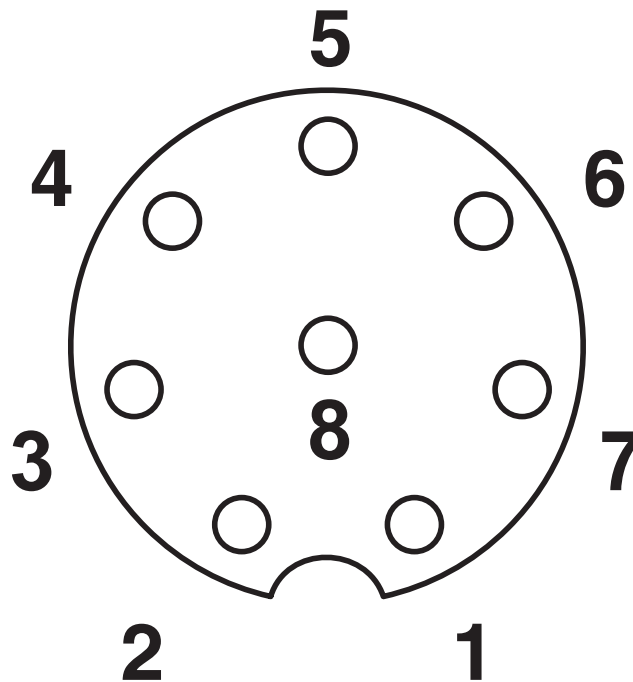
VS-M12FSBP-OE-94B-LI/10,0 - Device connector rear mounting

1425322

<https://www.phoenixcontact.com/us/products/1425322>

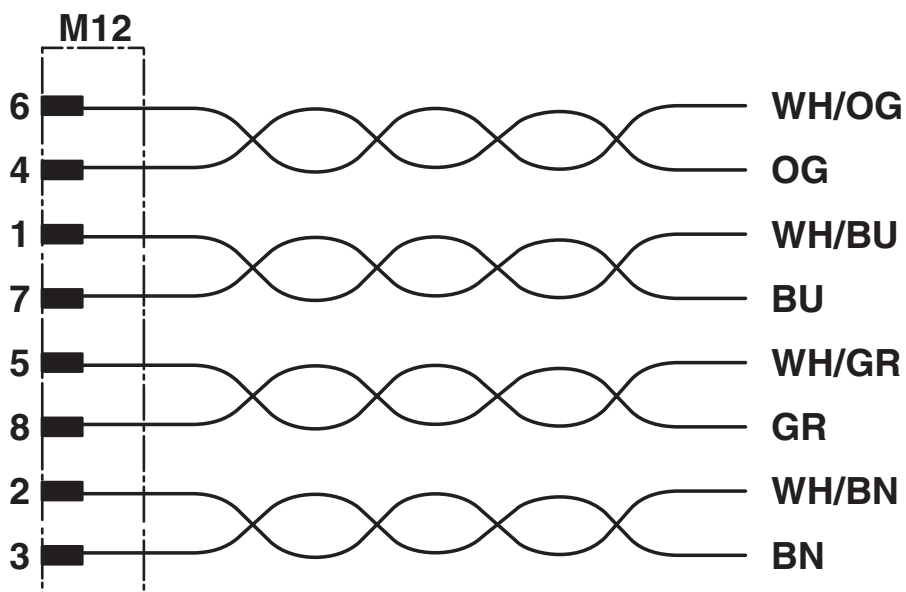
Drawings

Schematic diagram



Pin assignment M12 socket, 8-pos., A-coded, view female side

Circuit diagram



Contact assignment of the M12 plug and the M12 socket

VS-M12FSBP-OE-94B-LI/10,0 - Device connector rear mounting



1425322

<https://www.phoenixcontact.com/us/products/1425322>

Approvals

To download certificates, visit the product detail page: <https://www.phoenixcontact.com/us/products/1425322>



EAC

Approval ID: 19060508

VS-M12FSBP-OE-94B-LI/10,0 - Device connector rear mounting



1425322

<https://www.phoenixcontact.com/us/products/1425322>

Classifications

ECLASS

ECLASS-13.0	27440103
ECLASS-15.0	27440103

ETIM

ETIM 10.0	EC003570
-----------	----------

UNSPSC

UNSPSC 21.0	26121600
-------------	----------

VS-M12FSBP-OE-94B-LI/10,0 - Device connector rear mounting



1425322

<https://www.phoenixcontact.com/us/products/1425322>

Environmental product compliance

EU RoHS

Fulfills EU RoHS substance requirements	Yes
Exemption	6(c)

China RoHS

Environment friendly use period (EFUP)	EFUP-50
	An article-related China RoHS declaration table can be found in the download area for the respective article under "Manufacturer declaration". For all articles with EFUP-E, no China RoHS declaration table issued and required.

EU REACH SVHC

REACH candidate substance (CAS No.)	Lead(CAS: 7439-92-1)
SCIP	cd0305e8-b8a7-461b-baa3-5b331a7cbf47

Phoenix Contact 2026 © - all rights reserved
<https://www.phoenixcontact.com>

Phoenix Contact USA
586 Fulling Mill Road
Middletown, PA 17057, United States
(+717) 944-1300
info@phoenixcon.com