

HC-STA-A04PT-BWS-HS-M20-ELCAL - Connector set



1424452

<https://www.phoenixcontact.com/us/products/1424452>

Please be informed that the data shown in this PDF document is generated from our online catalog. Please find the complete data in the user documentation. Our general terms of use for downloads are valid.



Connector set, number of positions: 4, connection method: Push-in connection, connection cross section: AWG 26- 16

Commercial data

Item number	1424452
Packing unit	1 pc
Minimum order quantity	1 pc
Sales key	BF63
Product key	AF7AFX
GTIN	4055626372815
Weight per piece (including packing)	137 g
Weight per piece (excluding packing)	22.22 g
Customs tariff number	85366990
Country of origin	CN

HC-STA-A04PT-BWS-HS-M20-ELCAL - Connector set



1424452

<https://www.phoenixcontact.com/us/products/1424452>

Set consists of

HC-A04-I-PT-M - Contact insert

1585278

<https://www.phoenixcontact.com/us/products/1585278>



Contact insert, number of positions: 4+PE, size: D7, number of connections per position: 1, Pin, Push-in connection, 230 V/400 V, 10 A, 0.14 mm² ... 1.5 mm²

HC-A04-I-PT-F - Contact insert

1585281

<https://www.phoenixcontact.com/us/products/1585281>



Contact insert, number of positions: 4+PE, size: D7, number of connections per position: 1, Socket, Push-in connection, 230 V/400 V, 10 A, 0.14 mm² ... 1.5 mm²

HC-STA-A04PT-BWS-HS-M20-ELCAL - Connector set



1424452

<https://www.phoenixcontact.com/us/products/1424452>

HC-STA-D07-BWS-EL-AL - Housing

1419249

<https://www.phoenixcontact.com/us/products/1419249>



Panel mounting base D7, with single locking latch, material: Die-cast aluminum, salt water resistant, height: 25.5 mm, cable gland: none, Standard

HC-STA-D07-HHFS-1STM20-EL-AL - Housing

1419235

<https://www.phoenixcontact.com/us/products/1419235>



Sleeve housing D7, for single locking latch, material: Die-cast aluminum, salt water resistant, cable outlets: 1, lateral, 1x M20, height: 52.8 mm, cable gland: none, Standard

HC-STA-A04PT-BWS-HS-M20-ELCAL - Connector set



1424452

<https://www.phoenixcontact.com/us/products/1424452>

G-INS-M20-S68N-NNES-S - Cable gland

1411163

<https://www.phoenixcontact.com/us/products/1411163>



Cable gland, material for screw connection: Brass, nickel-plated, application: Standard, external cable diameter 6 mm ... 12 mm, shielding: no, connecting thread: M20 x 1.5, color: silver-colored, with O-ring

1424452

<https://www.phoenixcontact.com/us/products/1424452>

Technical data

Product properties

Product type	Connector set
Housing type	Complete housing
Application	Standard
Type	D7
Number of positions	4
No. of cable outlets	1
Protective cover	no

Insulation characteristics

Overvoltage category	III
Degree of pollution	3

Electrical properties

Rated voltage (III/3)	230 V (Conductor-PE)
	400 V (Conductor-Conductor)
Rated voltage for power contacts	230/400 V
Rated surge voltage	4 kV
Rated current	10 A

Connection data

Connection method	Push-in connection
Connection technology	Push-in connection
Conductor cross-section	0.14 mm ² ... 1.5 mm ² (with ferrule)
	0.14 mm ² ... 1.5 mm ² (with ferrule)
Connection cross section AWG	26 ... 16 (with ferrule)
Stripping length of the individual wire	10 mm

Dimensions

Installation dimensions

Width of the assembly cutout	21 mm
Length of the assembly cutout	21 mm

Material specifications

Material Housing	Die-cast aluminum, saltwater-resistant
Flammability rating according to UL 94	V0
Seal material	NBR, conductive
Contact material	Copper alloy
Contact surface material	Ag
Contact carrier material	PC
Locking latch material	PA

HC-STA-A04PT-BWS-HS-M20-ELCAL - Connector set



1424452

<https://www.phoenixcontact.com/us/products/1424452>

Cable/line

External cable diameter	6 mm ... 12 mm
	10 mm ... 12 mm (for UL 514 B)
Stripping length of the individual wire	10 mm

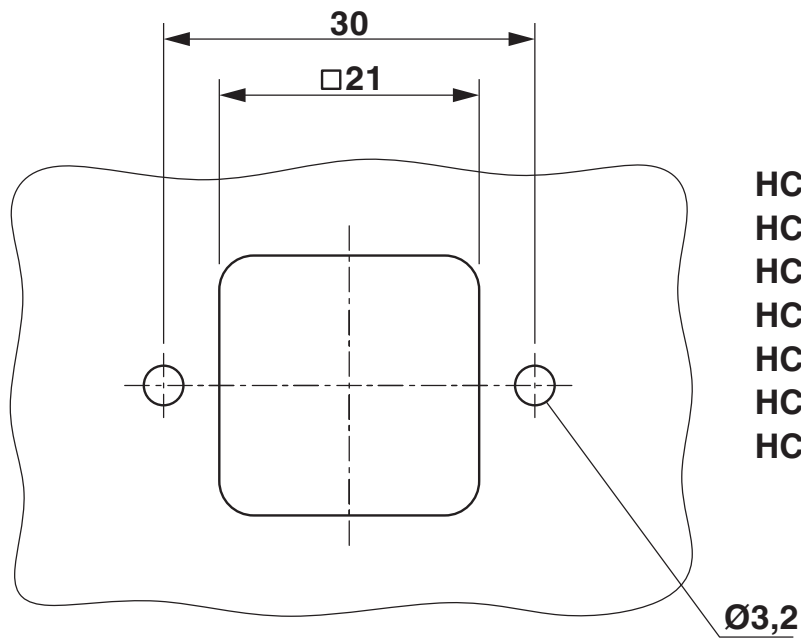
Environmental and real-life conditions

Ambient conditions

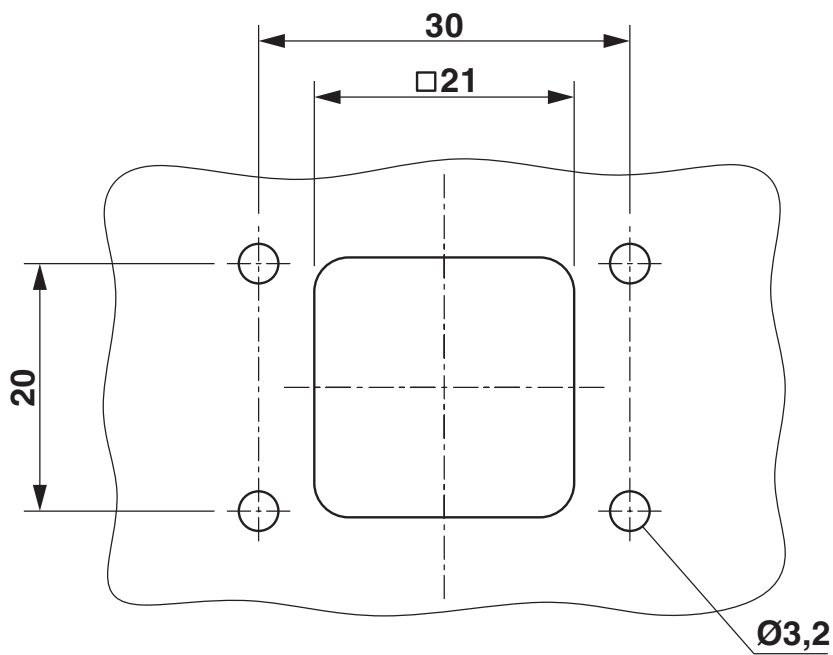
Degree of protection	IP66
	IP67
Enclosure rating (NEMA)	4 (UL 50e)
	4X (UL 50e)
	12 (UL 50e)
Impact strength	IK06
Ambient temperature (operation)	-40 °C ... 100 °C

Drawings

Dimensional drawing



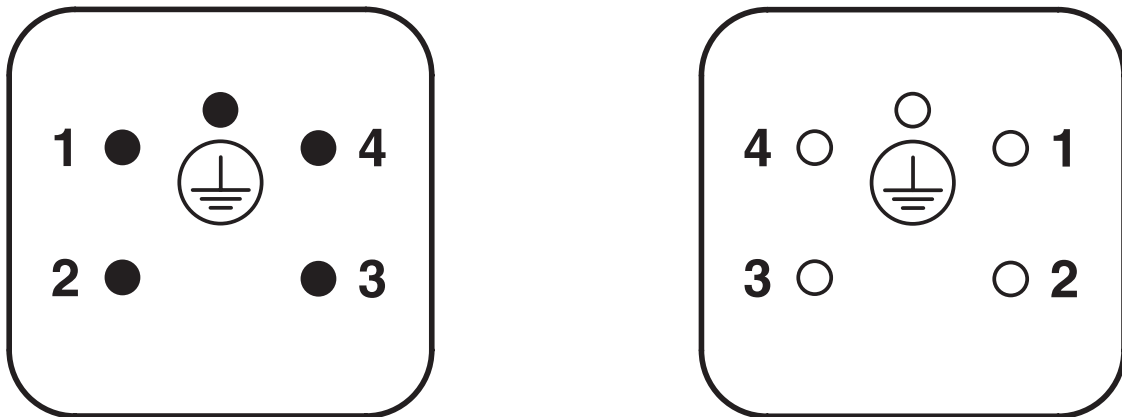
- HC-A03
- HC-A04
- HC-D07
- HC-D08
- HC-Q05
- HC-Q07
- HC-Q12



- HC-Q02
- HC-Q03
- HC-Q04

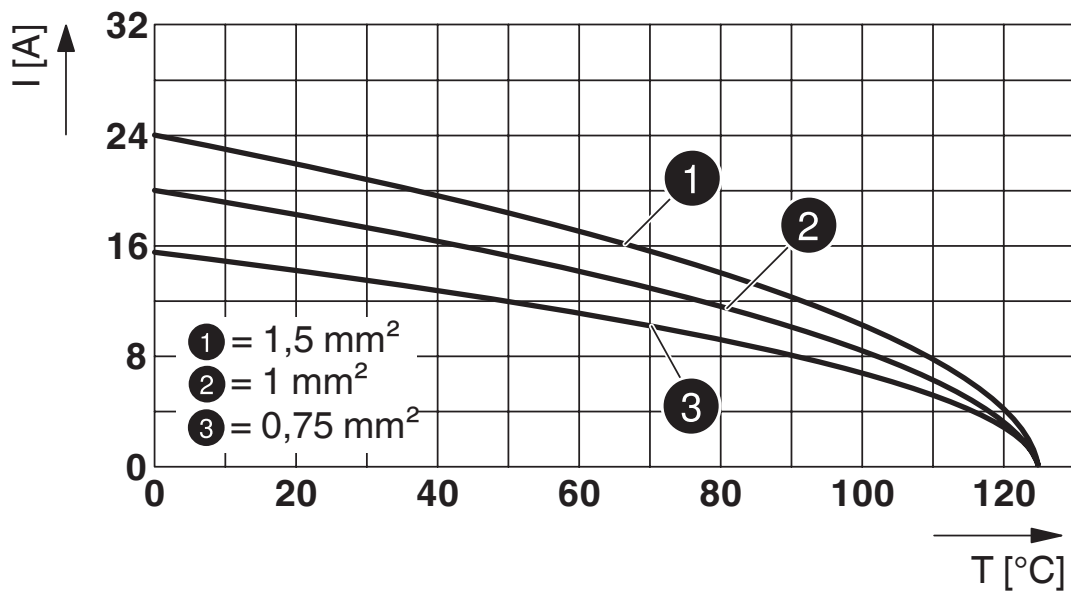
Mounting cutout

Schematic diagram



Pin assignment, connection side, pin left, socket right

Diagram



Derating diagram

1424452

<https://www.phoenixcontact.com/us/products/1424452>

Approvals

🔗 To download certificates, visit the product detail page: <https://www.phoenixcontact.com/us/products/1424452>

DNV

Approval ID: TAE000037S

1424452

<https://www.phoenixcontact.com/us/products/1424452>

Classifications

ECLASS

ECLASS-13.0	27440113
ECLASS-15.0	27440113

ETIM

ETIM 10.0	EC002636
-----------	----------

UNSPSC

UNSPSC 21.0	39121400
-------------	----------

1424452

<https://www.phoenixcontact.com/us/products/1424452>

Environmental product compliance

EU RoHS

Fulfills EU RoHS substance requirements	Yes
Exemption	6(c)

China RoHS

Environment friendly use period (EFUP)	EFUP-50
	An article-related China RoHS declaration table can be found in the download area for the respective article under "Manufacturer declaration". For all articles with EFUP-E, no China RoHS declaration table issued and required.

EU REACH SVHC

REACH candidate substance (CAS No.)	Lead(CAS: 7439-92-1)
SCIP	724ae9cd-dbf1-42ff-84a9-82e4c3639343

Phoenix Contact 2026 © - all rights reserved

<https://www.phoenixcontact.com>

Phoenix Contact USA
586 Fulling Mill Road
Middletown, PA 17057, United States
(+717) 944-1300
info@phoenixcon.com