


VS-MSDBPS-OE-93K-LI/2,0 - Device connector rear mounting



1419160

<https://www.phoenixcontact.com/us/products/1419160>

Please be informed that the data shown in this PDF document is generated from our online catalog. Please find the complete data in the user documentation. Our general terms of use for downloads are valid.



Device connector rear mounting, Sercos CAT5 (100 Mbps) CAT5 (100 Mbps), 4-position, Pin, straight, M12-SPEEDCON, D-coding, on free cable end, Cable connection, cable length: 2 m, this item is expected to be lead-free from Q1 2027 in accordance with RoHS II without exception 6c (Pb < 0.1%), a lead-free alternative is possible on request in advance

Your advantages

- Preassembled with cables in various standard lengths for immediate use
- Customer-specific assemblies and cable lengths can be supplied
- Sealed on the cable side for optimum tightness of seal
- Cable designs for all common networks and fieldbuses
- For high transmission safety: shield connection to the housing with optional EMC nut

Commercial data

Item number	1419160
Packing unit	1 pc
Minimum order quantity	1 pc
Sales key	AB25
Product key	ABQDGC
GTIN	4046356541060
Weight per piece (including packing)	173.4 g
Weight per piece (excluding packing)	160.995 g
Customs tariff number	85444290
Country of origin	DE

VS-MSDBPS-OE-93K-LI/2,0 - Device connector rear mounting



1419160

<https://www.phoenixcontact.com/us/products/1419160>

Technical data

Notes

Notes on operation	The electrical and mechanical data specified assume that the connector pair is correctly locked and mounted. If the connector is unlocked and if there is a danger of contamination, the connector must be sealed using a protective cap > IP54. Influences arising from litz wires, cables or PCB assembly must also be taken into consideration.
Order information:	Lock nut is included in the scope of delivery
General	Contact connection method: Crimp connection

Safety note

Safety note	WARNING: The connectors may not be plugged in or disconnected under load. Ignoring the warning or improper use may damage persons and/or property.
	• WARNING: Commission properly functioning products only. The products must be regularly inspected for damage. Decommission defective products immediately. Replace damaged products. Repairs are not possible.
	• WARNING: Only electrically qualified personnel may install and operate the product. They must observe the following safety notes. The qualified personnel must be familiar with the basics of electrical engineering. They must be able to recognize and prevent danger. The relevant symbol on the packaging indicates that only personnel familiar with electrical engineering are allowed to install and operate the product.
	• The products are suitable for applications in plant, controller, and electrical device engineering.
	• When operating the connectors in outdoor applications, they must be separately protected against environmental influences.
	• Assembled products may not be manipulated or improperly opened.
	• Only use mating connectors that are specified in the technical data of the standards listed (e.g. the ones listed in the product accessories online at phoenixcontact.com/products).
	• When using the product in direct connection with third-party manufacturers, the user is responsible.
	• For operating voltages > 50 V AC, conductive connector housings must be grounded
	• Ensure that when laying the cable, the tensile load on the connectors does not exceed the upper limit specified in the standards.
	• Observe the corresponding technical data. You will find information: <ul style="list-style-type: none">o On the producto On the packing labelo In the supplied documentationo Online at phoenixcontact.com/products under the product
	• Only use tools recommended by Phoenix Contact
	• Use a protective cap to protect connectors that are not in use. The suitable accessories are available online in the accessory section of the product at phoenixcontact.com/products

VS-MSDBPS-OE-93K-LI/2,0 - Device connector rear mounting



1419160

<https://www.phoenixcontact.com/us/products/1419160>

	<ul style="list-style-type: none">• Ensure that the protective or functional ground has been properly connected.
	<ul style="list-style-type: none">• VDE 0100/1.97 § 411.1.3.2 and DIN EN 60 204/11.98 § 14.1.3 are applicable when combining several circuits in a cable and/or connector
	<ul style="list-style-type: none">• The connector warms up in normal operation. Depending on the ambient conditions, the surface of the connector can continue to warm up. In this case, the user is responsible for posting warnings (e.g. DIN EN ISO 13732-1:2008-12).

Product properties

Product type	Data cable preassembled
Application	Data
Number of positions	4
No. of cable outlets	1
Coding	D
Thread type	M12

Insulation characteristics

Overvoltage category	II
Degree of pollution	3

Interfaces

Bus system	Sercos III
Signal type/category	Sercos CAT5 (IEC 11801:2002), 100 Mbps

Electrical properties

Rated surge voltage	2.5 kV
Contact resistance	≤ 3 mΩ
Insulation resistance	≥ 100 MΩ
Nominal voltage U_N	250 V
Nominal current I_N	4 A (Plug/socket in accordance with IEC 61076-2-101, cable technical data is to be observed)
Transmission medium	Copper
Transmission speed	100 Mbps
Transmission characteristics (category)	CAT5

Mechanical properties

Mechanical data

Insertion/withdrawal cycles	≥ 100
-----------------------------	-------

Material specifications

Flammability rating according to UL 94	V0
Seal material	FKM
Contact material	CuZn
Contact surface material	Ni/Au
Contact carrier material	PA 6.6

VS-MSDBPS-OE-93K-LI/2,0 - Device connector rear mounting

1419160

<https://www.phoenixcontact.com/us/products/1419160>

Material for screw connection	Brass, nickel-plated
-------------------------------	----------------------

Connection data

Connection technology

Connection method	Cable connection
-------------------	------------------

Conductor connection

Contact connection type	Pin
Connection method	Cable connection
Tightening torque	2 Nm ... 3 Nm (Installation-side)

Connector

Connection 1

Head design	Pin
Head cable outlet	straight
Head thread type	M12
Head locking type	SPEEDCON
Coding	D


Connection 2

Head design	free cable end
-------------	----------------

Cable/line

Cable length	2 m
--------------	-----

Sercos III [93K]

Dimensional drawing	
UL AWM Style	21694 (60 °C / 600 V)
Number of positions	4
Shielded	yes
Cable type	Sercos III [93K]
Conductor structure	1x4xAWG22/7, SF/TQ
AWG signal line	22
Wire diameter incl. insulation	1.55 mm ±0.05 mm
External cable diameter	6.50 mm ±0.2 mm
Outer sheath, material	PVC
External sheath, color	signal red RAL 3020

VS-MSDBPS-OE-93K-LI/2,0 - Device connector rear mounting



1419160

<https://www.phoenixcontact.com/us/products/1419160>

Conductor material	Tin-plated Cu litz wires
Material wire insulation	PE
Single wire, color	white, yellow, blue, orange
Overall twist	Star quad
Optical shield covering	85 %
Insulation resistance	≥ 500 MΩ*km
Wave impedance	100 Ω ±15 Ω (at 100 MHz)
Nominal voltage, cable	≤ 600 V
Test voltage Core/Core	2000 V (50 Hz, 1 min.)
Test voltage Core/Shield	2000.00 V (50 Hz, 1 min.)
Minimum bending radius, fixed installation	3 x D
Minimum bending radius, flexible installation	7 x D
Flame resistance	according to UL 1685 (CSA FT 4) UL 1581, Section 1060 and UL 2556, Section 9.3 (FT1)
Resistance to oil	Resistant to oil to a limited extent
Other resistance	UV resistant (according to UL 1581, Section 1200)
Ambient temperature (operation)	-40 °C ... 70 °C (cable, fixed installation) -40 °C ... 70 °C (Cable, flexible installation)

Environmental and real-life conditions

Ambient conditions

Degree of protection	IP67 (When plugged in) IP65 (When plugged in) IP65/IP67
Ambient temperature (operation) (male connector/female connector)	-25 °C ... 85 °C (Plug / socket) -40 °C ... 85 °C (without mechanical actuation)
UL Type Rating	Type 4 (indoor use only)

Standards and regulations

Standard designation	M12 circular connector
Standards/specifications	according to IEC 61076-2-101

VS-MSDBPS-OE-93K-LI/2,0 - Device connector rear mounting

1419160

<https://www.phoenixcontact.com/us/products/1419160>

Drawings

Schematic diagram



Pin assignment M12 male connector, 4-pos., D-coded, male side

Diagram



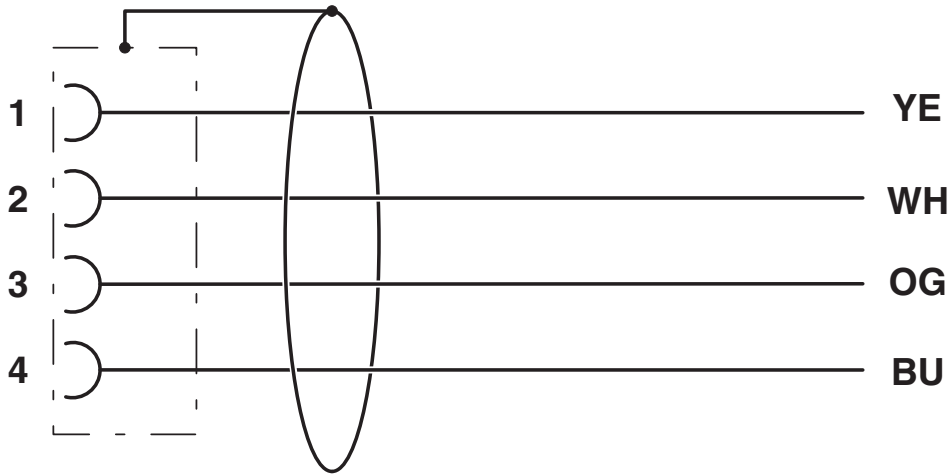
I = current strength, T = ambient temperature

VS-MSDBPS-OE-93K-LI/2,0 - Device connector rear mounting

1419160

<https://www.phoenixcontact.com/us/products/1419160>

Circuit diagram



Contact assignment of the M12 socket

VS-MSDBPS-OE-93K-LI/2,0 - Device connector rear mounting



1419160

<https://www.phoenixcontact.com/us/products/1419160>

Approvals

To download certificates, visit the product detail page: <https://www.phoenixcontact.com/us/products/1419160>



EAC

Approval ID: 19060508

VS-MSDBPS-OE-93K-LI/2,0 - Device connector rear mounting



1419160

<https://www.phoenixcontact.com/us/products/1419160>

Classifications

ECLASS

ECLASS-13.0	27440103
ECLASS-15.0	27440103

ETIM

ETIM 10.0	EC003570
-----------	----------

UNSPSC

UNSPSC 21.0	39121400
-------------	----------

VS-MSDBPS-OE-93K-LI/2,0 - Device connector rear mounting



1419160

<https://www.phoenixcontact.com/us/products/1419160>

Environmental product compliance

EU RoHS

Fulfills EU RoHS substance requirements	Yes
Exemption	6(c)

China RoHS

Environment friendly use period (EFUP)	EFUP-50
	An article-related China RoHS declaration table can be found in the download area for the respective article under "Manufacturer declaration". For all articles with EFUP-E, no China RoHS declaration table issued and required.

EU REACH SVHC

REACH candidate substance (CAS No.)	Lead(CAS: 7439-92-1)
SCIP	f6033f12-dc99-4871-96bf-5d65160e6914

Phoenix Contact 2026 © - all rights reserved
<https://www.phoenixcontact.com>

Phoenix Contact USA
586 Fulling Mill Road
Middletown, PA 17057, United States
(+717) 944-1300
info@phoenixcon.com