

HC-M-01-AT-F-40 - Contact insert module



1417379

<https://www.phoenixcontact.com/us/products/1417379>

Please be informed that the data shown in this PDF document is generated from our online catalog. Please find the complete data in the user documentation. Our general terms of use for downloads are valid.



Contact insert module, number of positions: 1, power contacts: 1, control contacts: 0, Socket, Axial screw connection, 1000 V, 200 A, 6 mm² ... 70 mm², application: Power

Commercial data

Item number	1417379
Packing unit	2 pc
Minimum order quantity	2 pc
Sales key	BF62
Product key	AF7ACE
GTIN	4055626112602
Weight per piece (including packing)	66 g
Weight per piece (excluding packing)	61.4 g
Customs tariff number	85366990
Country of origin	PL

Technical data

Mounting

<p>Assembly note</p>	<p>To ensure correct use, installation in housing with IP54 protection or better is required</p>
	<p>Note regarding axial connection technology:</p> <p>For flexible wires only. The specified conductor cross-sections refer to the geometric cross-section of the cable used. Use of cables with a geometric cross-section that differs greatly from the nominal cross-section of the cable should be checked before use.</p> <p>The wiring space for axial screw technology is designed for fine strand cables according to VDE 0295 Class 5. Deviating cable structures (e.g., Class 6 cables) should be checked before use.</p> <p>Assembly note</p> <p>Before assembly, ensure that the tapered screw is turned back all the way (chamber is open). Twisting the cables is not permitted. The wires must be inserted as far as they will go into the contact chamber (until the insulation touches the contact). Hold the wires in position and use the socket wrench to tighten. The used wire end should be cut off before connecting again. The connection screw may only be retightened once to prevent the litz wires from breaking. To prevent damage to the contact, the wire/cable must be mechanically supported at an appropriate distance from the connection point (e.g., when used in a sheet metal cut-out). DIN VDE 0100-520:2003-06 provides information on the correct way to do this. Unused connections must be tightened with maximum torque. Shrink the shrink sleeve over the connection point and the conductor. Temperature > 80°C.</p>
<p>Hexagonal socket</p>	<p>SW 5</p>

Product properties

<p>Product type</p>	<p>Modular contact insert</p>
<p>Series</p>	<p>HC-M-HS</p>
<p>Application</p>	<p>Power</p>
<p>Number of positions</p>	<p>1</p>
<p>Connection profile</p>	<p>1</p>
<p>Number of module slots</p>	<p>2</p>
<p>No. of power contacts</p>	<p>1</p>
<p>No. of control contacts</p>	<p>0</p>

Insulation characteristics

<p>Overvoltage category</p>	<p>III</p>
<p>Degree of pollution</p>	<p>3</p>

Connection data

Connection technology

<p>Connection technology</p>	<p>Axial screw connection</p>
------------------------------	-------------------------------

HC-M-01-AT-F-40 - Contact insert module

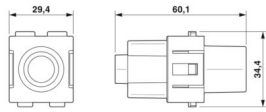
1417379

<https://www.phoenixcontact.com/us/products/1417379>

Conductor connection

Conductor cross-section	6 mm ² ... 70 mm ² (The cross section specification refers to the geometric cross section of the cable used)
Connection cross section AWG	10 ... 0
Tightening torque	4 Nm ... 6 Nm (6 mm ² ... 10 mm ²)
	6 Nm ... 8 Nm (16 mm ² ... 25 mm ²)
	8 Nm ... 10 Nm (35 mm ² ... 70 mm ²)
Stripping length of the individual wire	15 mm (with an outside conductor diameter up to 12 mm)
	19 mm (with an outside conductor diameter up to 16 mm)

Dimensions

Dimensional drawing	
Width	34.2 mm
Height	60 mm
Length	29.4 mm

Mechanical characteristics

Minimum housing height	72 mm
Contact diameter	9.5 mm

Electrical properties

Rated voltage (III/3)	1000 V
Rated surge voltage	8 kV
Rated current	200 A
SCCR	5 kA (UL 2237)

Mechanical properties

Mechanical data

Insertion/withdrawal cycles	≥ 500
-----------------------------	-------

Material specifications

Flammability rating according to UL 94	V0
Contact material	Copper alloy
Contact surface material	Ag
Contact carrier material	PC
Standards/regulations	PC

Environmental and real-life conditions

Ambient conditions

Ambient temperature (operation)	-40 °C ... 125 °C
---------------------------------	-------------------

HC-M-01-AT-F-40 - Contact insert module



1417379

<https://www.phoenixcontact.com/us/products/1417379>

Standards and regulations

Testing

Standards/regulations

PC: Fire protection in rail vehicles - requirement sets R22, R23, and R24 acc. to DIN EN 45545-2 (Risk level HL1 - HL3)

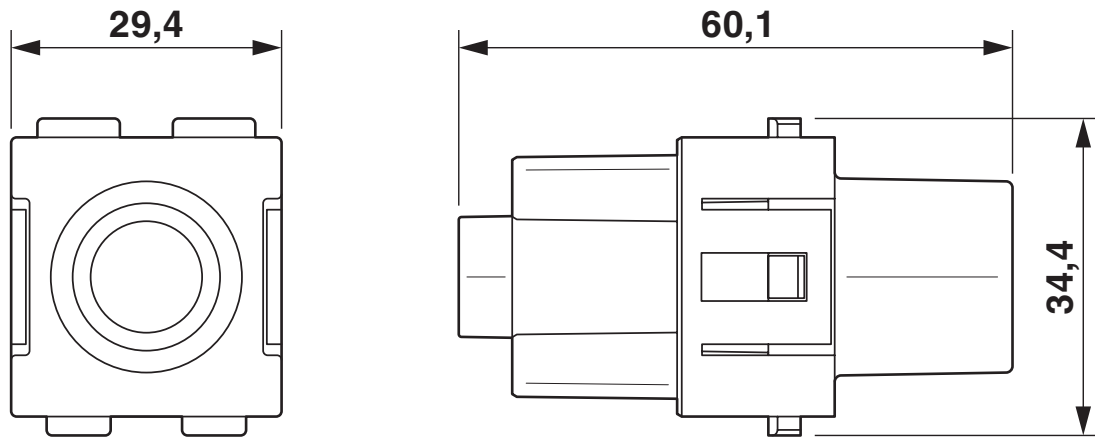
HC-M-01-AT-F-40 - Contact insert module

1417379

<https://www.phoenixcontact.com/us/products/1417379>

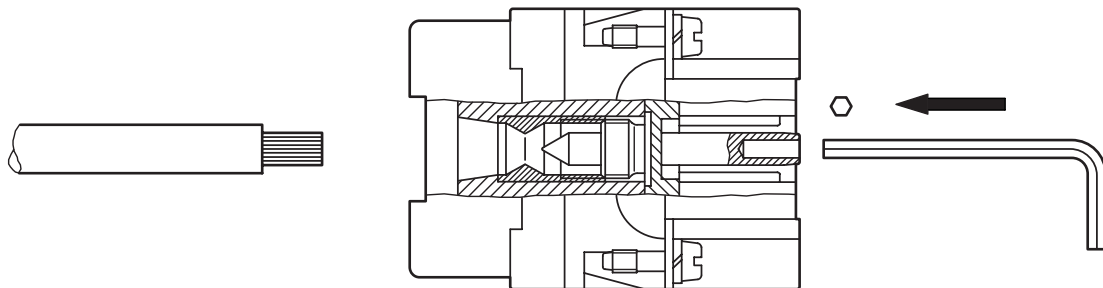
Drawings

Dimensional drawing



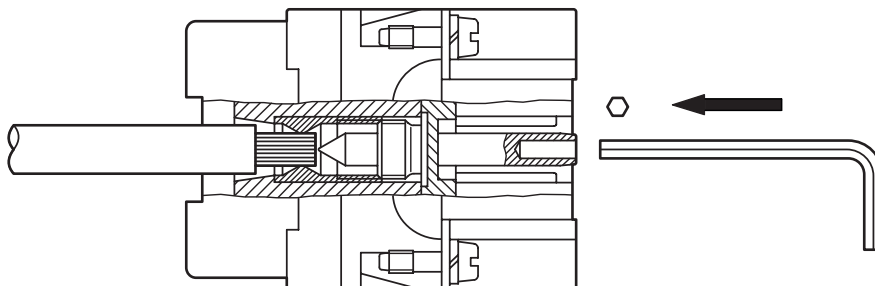
Female insert

Schematic diagram



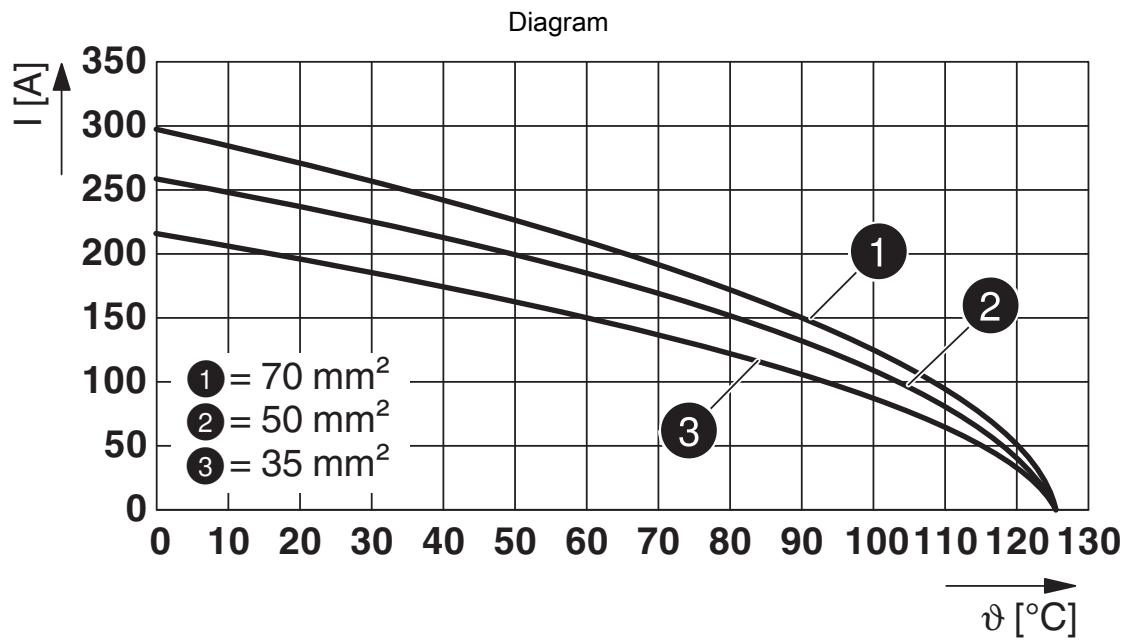
Axial connection

Schematic diagram



1417379

<https://www.phoenixcontact.com/us/products/1417379>



Derating diagram

HC-M-01-AT-F-40 - Contact insert module



1417379

<https://www.phoenixcontact.com/us/products/1417379>

Approvals

To download certificates, visit the product detail page: <https://www.phoenixcontact.com/us/products/1417379>

DNV

Approval ID: TAE000037S



CSA

Approval ID: 158887

	Nominal voltage U_N	Nominal current I_N	Cross section AWG	Cross section mm^2
keine				
	600 V	116 A	- 00	-



UL Recognized

Approval ID: E118976

	Nominal voltage U_N	Nominal current I_N	Cross section AWG	Cross section mm^2
keine				
	600 V	146 A	- 00	-



UL Recognized

Approval ID: E468743

	Nominal voltage U_N	Nominal current I_N	Cross section AWG	Cross section mm^2
keine				
	600 V	146 A	-	-

HC-M-01-AT-F-40 - Contact insert module



1417379

<https://www.phoenixcontact.com/us/products/1417379>

Classifications

ECLASS

ECLASS-13.0	27440217
ECLASS-15.0	27440217

ETIM

ETIM 10.0	EC000438
-----------	----------

UNSPSC

UNSPSC 21.0	39121400
-------------	----------

HC-M-01-AT-F-40 - Contact insert module



1417379

<https://www.phoenixcontact.com/us/products/1417379>

Environmental product compliance

EU RoHS

Fulfills EU RoHS substance requirements	Yes, No exemptions
---	--------------------

China RoHS

Environment friendly use period (EFUP)	EFUP-E
	No hazardous substances above the limits

EU REACH SVHC

REACH candidate substance (CAS No.)	No substance above 0.1 wt%
-------------------------------------	----------------------------

EF3.1 Climate Change

CO2e kg	0.555 kg CO2e
---------	---------------

Phoenix Contact 2026 © - all rights reserved
<https://www.phoenixcontact.com>

Phoenix Contact USA
586 Fulling Mill Road
Middletown, PA 17057, United States
(+717) 944-1300
info@phoenixcon.com