# SAC-6P-10,0-PVC/M12FSM PE SH - Power cable

1414931

https://www.phoenixcontact.com/us/products/1414931

Please be informed that the data shown in this PDF document is generated from our online catalog. Please find the complete data in the user documentation. Our general terms of use for downloads are valid.



Power cable, 6-position, PVC, orange RAL 2003, shielded (Advanced Shielding Technology), free cable end, on Socket straight M12, coding: M, cable length: 10 m, for AC current up to 8 A/690 V

## Your advantages

- Easy and safe: 100 % electrically tested plug-in components
- Protection against mismatching, thanks to special M-coding
- Shield power reliably – 360° shielding to reduce electromagnetic loads

## Commercial data

| | |
|---|---|
| Item number | 1414931 |
| Packing unit | 1 pc |
| Minimum order quantity | 1 pc |
| Sales key | BF05 |
| Product key | AF1CGP |
| GTIN | 4055626035598 |
| Weight per piece (including packing) | 2,016.39 g |
| Weight per piece (excluding packing) | 2,016.39 g |
| Customs tariff number | 85444290 |
| Country of origin | PL |

# Technical data

## Product properties

| | |
|---|---|
| Product type | Power cable |
| Application | Energy supply |
| Number of positions | 6 |
| No. of cable outlets | 1 |
| Shielded | yes |
| Coding | M |

Insulation characteristics

| | |
|---|---|
| Overvoltage category | III |
| Degree of pollution | 3 |

## Material specifications

| | |
|---|---|
| Flammability rating according to UL 94 | V0 |
| Material of grip body | PP |
| Contact material | CuZn |
| Contact surface material | Ni/Au |
| Contact carrier material | PA |
| Material for screw connection | Zinc die-cast, nickel-plated |

## Electrical properties

| | |
|---|---|
| Insulation resistance | ≥ 100 MΩ |
| Nominal voltage $U_N$ | 690 V AC |
| Nominal current $I_N$ | 8 A |

## Connector

Connection 1

| | |
|---|---|
| Type | free cable end |

Connection 2

| | |
|---|---|
| Type | Socket straight M12 |
| Coding type | M (Power) |

## Cable/line

| | |
|---|---|
| Cable length | 10 m |

PVC orange [PVC]

| | |
|---|---|
| Dimensional drawing |  |
| Cable weight | 192 kg/km |
| UL AWM Style | 2570 / 10914 (80°C/1000 V) |
| Number of positions | 6 |
| Shielded | yes |
| Cable type | PVC orange [PVC] |
| Conductor structure, voltage supply | 78x 0.15 mm |
| AWG power supply | 16 |
| Conductor cross-section | 6x 1.5 mm² |
| Wire diameter incl. insulation | 2.4 mm ±0.05 mm |
| External cable diameter | 10.40 mm ±0.25 mm |
| Outer sheath, material | PVC |
| External sheath, color | orange RAL 2003 |
| Conductor material | Bare Cu litz wires |
| Material wire insulation | PVC |
| Single wire, color | black 1, black 2, black 3, black 4, black 5, green/yellow |
| Thickness, insulation | ≥ 0.36 mm |
| Thickness, outer sheath | approx. 0.76 mm |
| Max. conductor resistance | ≤ 15 Ω/m (at 20 °C) |
| Insulation resistance | ≥ 100 MΩ*km (at 20 °C) |
| Nominal voltage, cable | ≤ 1000 V AC |
| Test voltage | ≥ 10000 V AC (Spark test) |
| Minimum bending radius, fixed installation | 5 x D |
| Minimum bending radius, flexible installation | 10 x D |
| Smallest bending radius, fixed installation | 52 mm |
| Smallest bending radius, movable installation | 104 mm |
| Dynamic load capacity (bending) | Max. bending cycles: 1000000, Bending radius: 10 x D, Traversing path: 10 m, Traversing rate: 3 m/s, Acceleration: 10 m/s² |
| Flame resistance | According to UL 758/1581 (Cable Flame) |
| | according to UL 758/1581 FT1 |
| | According to DIN EN 60332-1-2 |
| Resistance to oil | according to DIN EN 60811-404, 168 h at 60 °C |
| Ambient temperature (operation) | -40 °C ... 80 °C (cable, fixed installation) |
| | -20 °C ... 80 °C (Cable, flexible installation) |

## Environmental and real-life conditions

Ambient conditions

| | |
|---|---|
| Degree of protection | IP65 |
| | IP67 (without preloading, as additional test in accordance with IEC 60529) |
| Ambient temperature (operation) (male connector/female connector) | -25 °C ... 85 °C (Plug / socket) |

## Standards and regulations

| | |
|---|---|
| Standard designation | M12 connector |
| Standards/specifications | IEC 61076-2-111 |

## Drawings

Dimensional drawing

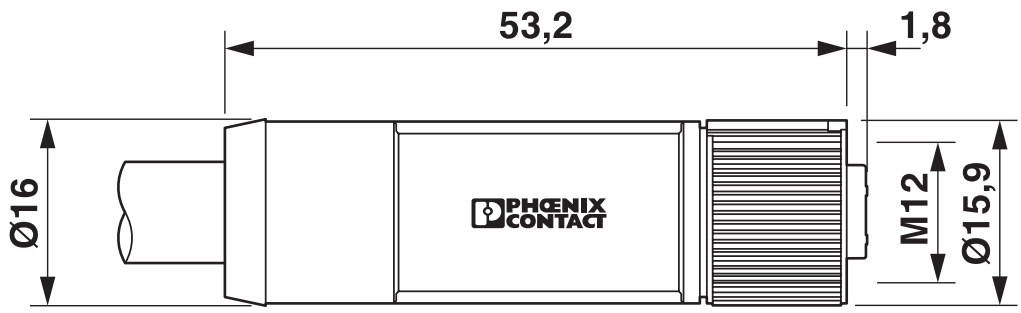


M12 x 1 socket, straight

Schematic diagram

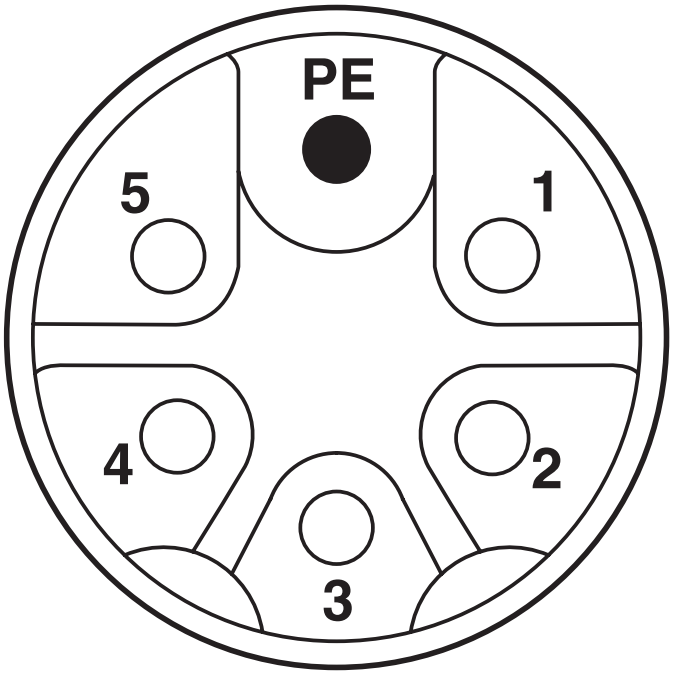


Pin assignment of M12 socket, 6-pos., M-coded, socket side view

Diagram

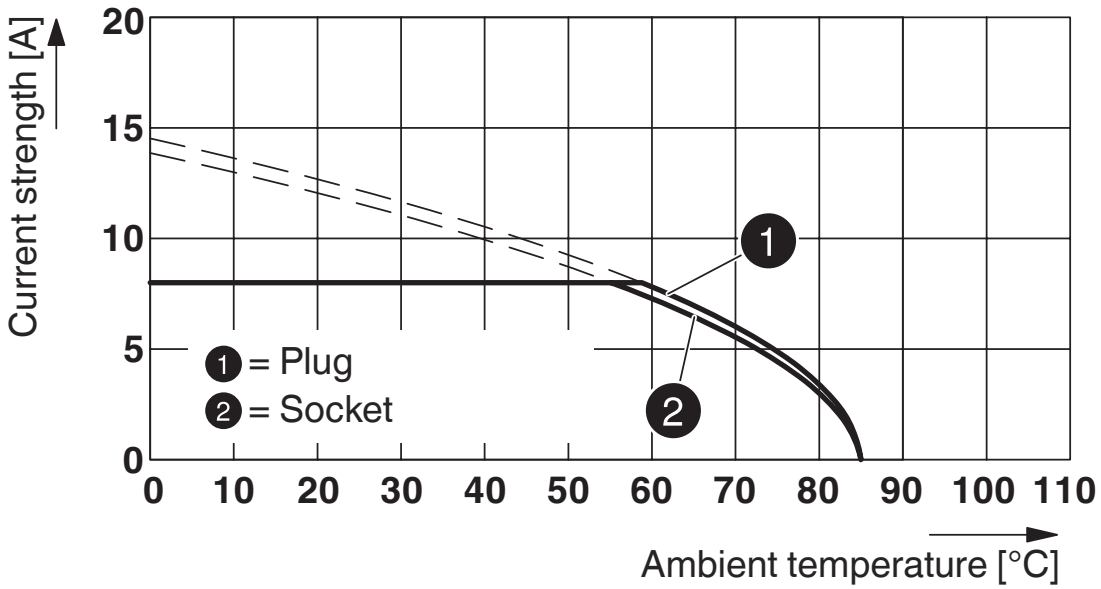


Derating diagram

Circuit diagram

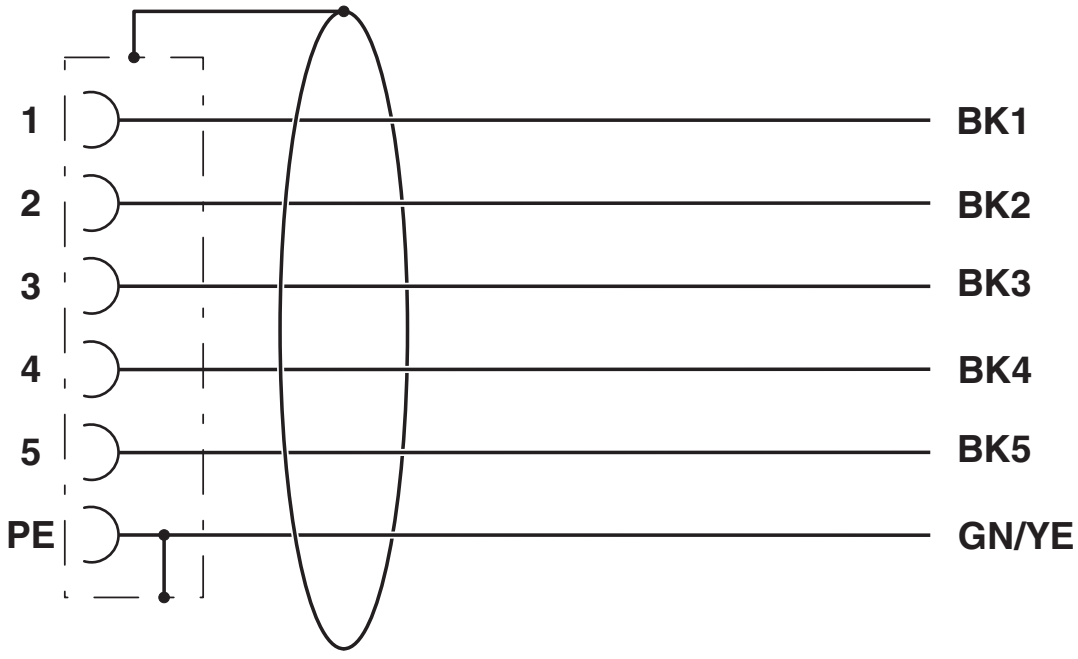


Contact assignment of the M12 socket

## Approvals

To download certificates, visit the product detail page: https://www.phoenixcontact.com/us/products/1414931

**UL Listed**
Approval ID: E468743

| | Nominal voltage $U_N$ | Nominal current $I_N$ | Cross section AWG | Cross section $mm^2$ |
|---|---|---|---|---|
| keine | | | | |
| | 600 V | 10 A | - 16 | - 16 |

**cUL Listed**
Approval ID: E468743

| | Nominal voltage $U_N$ | Nominal current $I_N$ | Cross section AWG | Cross section $mm^2$ |
|---|---|---|---|---|
| keine | | | | |
| | 600 V | 10 A | - 16 | - |

**EAC-RoHS**
Approval ID: RU D-DE.HB35.B.00387

## Classifications

### ECLASS

| | |
|---|---|
| ECLASS-13.0 | 27060327 |
| ECLASS-15.0 | 27060327 |

### ETIM

| | |
|---|---|
| ETIM 10.0 | EC001855 |

### UNSPSC

| | |
|---|---|
| UNSPSC 21.0 | 26121600 |

## Environmental product compliance

EU RoHS

| | |
|---|---|
| Fulfills EU RoHS substance requirements | Yes, No exemptions |

China RoHS

| | |
|---|---|
| Environment friendly use period (EFUP) | EFUP-E |
| | No hazardous substances above the limits |

EU REACH SVHC

| | |
|---|---|
| REACH candidate substance (CAS No.) | 6,6'-di-tert-butyl-2,2'-methylenedi-p-cresol(CAS: 119-47-1) |
| SCIP | 402e60b5-cb1d-448b-a9d5-f11a2df45468 |

EF3.1 Climate Change

| | |
|---|---|
| CO2e kg | 28.602 kg CO2e |

Phoenix Contact 2026 © - all rights reserved
https://www.phoenixcontact.com

Phoenix Contact USA
586 Fulling Mill Road
Middletown, PA 17057, United States
(+717) 944-1300
info@phoenixcon.com