

SAC-6P- 3,0-PVC/M12FRM PE - Power cable



1414912

<https://www.phoenixcontact.com/us/products/1414912>

Please be informed that the data shown in this PDF document is generated from our online catalog. Please find the complete data in the user documentation. Our general terms of use for downloads are valid.



Power cable, 6-position, PVC, black-gray RAL 7021, free cable end, on Socket angled M12, coding: M, cable length: 3 m, for AC current up to 8 A/690 V

Your advantages

- Easy and safe: 100 % electrically tested plug-in components
- Protection against mismatching, thanks to special M-coding

Commercial data

Item number	1414912
Packing unit	1 pc
Minimum order quantity	1 pc
Sales key	BF05
Product key	AF1CGP
GTIN	4055626032894
Weight per piece (including packing)	546.65 g
Weight per piece (excluding packing)	546.65 g
Customs tariff number	85444290
Country of origin	PL

SAC-6P- 3,0-PVC/M12FRM PE - Power cable



1414912

<https://www.phoenixcontact.com/us/products/1414912>

Technical data

Product properties

Product type	Power cable
Application	Energy supply
Number of positions	6
No. of cable outlets	1
Shielded	no
Coding	M

Insulation characteristics

Overvoltage category	III
Degree of pollution	3

Material specifications

Flammability rating according to UL 94	V0
Material of grip body	PP
Contact material	CuZn
Contact surface material	Ni/Au
Contact carrier material	PA
Material for screw connection	Zinc die-cast, nickel-plated

Electrical properties

Insulation resistance	$\geq 100 \text{ M}\Omega$
Nominal voltage U_N	690 V AC
Nominal current I_N	8 A

Connector

Connection 1

Type	free cable end
------	----------------

Connection 2

Type	Socket angled M12
Coding type	M (Power)

Cable/line

Cable length	3 m
--------------	-----

PVC black [PVC]

SAC-6P- 3,0-PVC/M12FRM PE - Power cable



1414912

<https://www.phoenixcontact.com/us/products/1414912>

Dimensional drawing	
Cable weight	220 kg/km
UL AWM Style	2570 / 10914 (80°C/1000 V)
Number of positions	6
Shielded	no
Cable type	PVC black [PVC]
Conductor structure, voltage supply	78x 0.15 mm
AWG power supply	16
Conductor cross-section	6x 1.5 mm ²
Wire diameter incl. insulation	2.4 mm ±0.05 mm
External cable diameter	9.75 mm ±0.25 mm
Outer sheath, material	PVC
External sheath, color	black-gray RAL 7021
Conductor material	Bare Cu litz wires
Material wire insulation	PVC
Single wire, color	black 1, black 2, black 3, black 4, black 5, green/yellow
Thickness, insulation	≥ 0.36 mm
Thickness, outer sheath	approx. 0.76 mm
Max. conductor resistance	≤ 15 Ω/m (at 20 °C)
Insulation resistance	≥ 100 MΩ*km (at 20 °C)
Nominal voltage, cable	≤ 1000 V AC
Test voltage	≥ 10000 V AC (Spark test)
Minimum bending radius, fixed installation	5 x D
Minimum bending radius, flexible installation	10 x D
Smallest bending radius, fixed installation	49 mm
Smallest bending radius, movable installation	98 mm
Dynamic load capacity (bending)	Max. bending cycles: 2000000, Bending radius: 10 x D, Traversing path: 10 m, Traversing rate: 3 m/s, Acceleration: 10 m/s ²
Flame resistance	According to UL 758/1581 (Cable Flame) according to UL 758/1581 FT1 According to DIN EN 60332-1-2
Resistance to oil	according to DIN EN 60811-404, 168 h at 60 °C
Ambient temperature (operation)	-40 °C ... 80 °C (cable, fixed installation) -20 °C ... 80 °C (Cable, flexible installation)

Environmental and real-life conditions

SAC-6P- 3,0-PVC/M12FRM PE - Power cable



1414912

<https://www.phoenixcontact.com/us/products/1414912>

Ambient conditions

Degree of protection	IP65
	IP67 (without preloading, as additional test in accordance with IEC 60529)
Ambient temperature (operation) (male connector/female connector)	-25 °C ... 85 °C (Plug / socket)

Standards and regulations

Standard designation	M12 connector
Standards/specifications	IEC 61076-2-111

SAC-6P- 3,0-PVC/M12FRM PE - Power cable



1414912

<https://www.phoenixcontact.com/us/products/1414912>

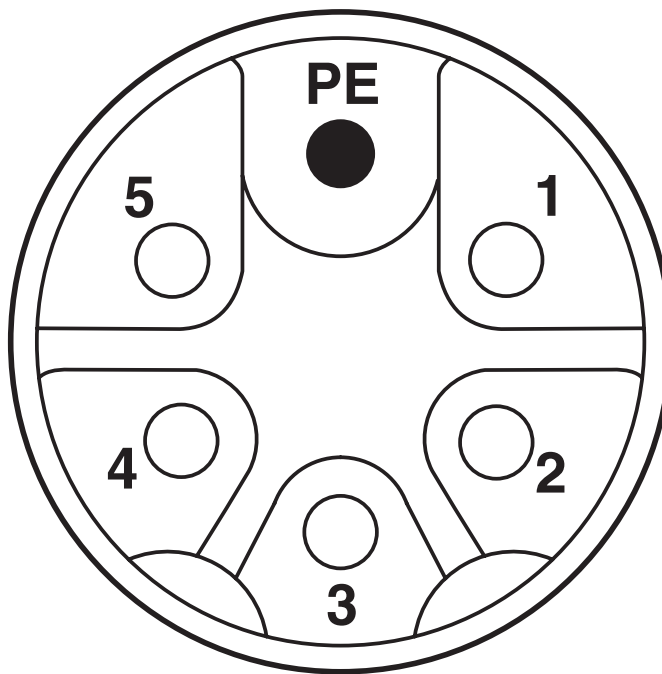
Drawings

Dimensional drawing



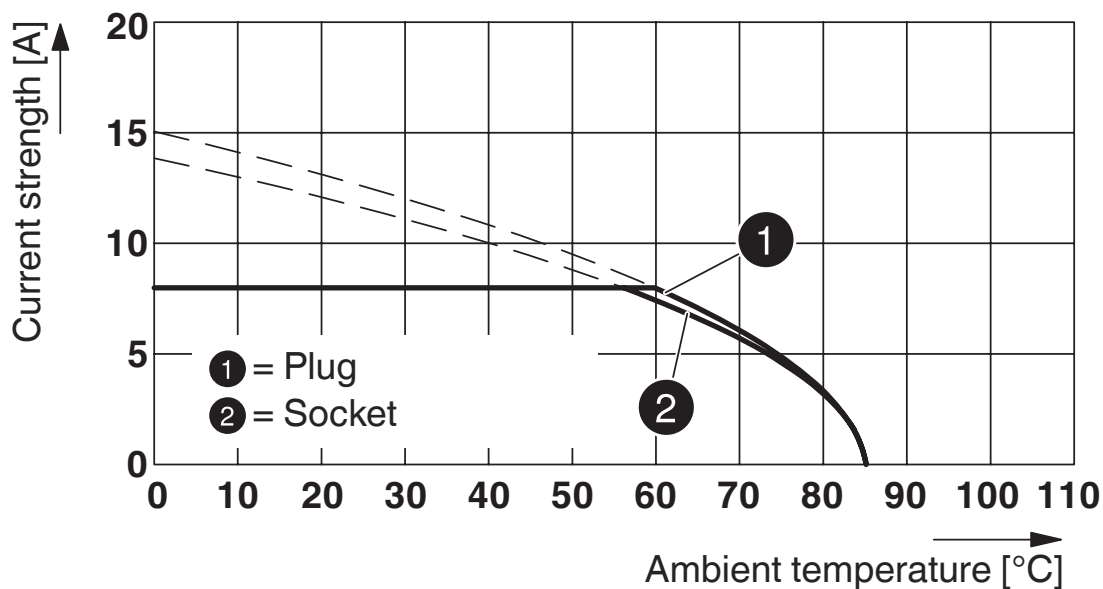
M12 x 1 socket, angled

Schematic diagram



Pin assignment of M12 socket, 6-pos., M-coded, socket side view

Diagram



Derating diagram

SAC-6P- 3,0-PVC/M12FRM PE - Power cable



1414912

<https://www.phoenixcontact.com/us/products/1414912>

Circuit diagram



Contact assignment of the M12 socket

SAC-6P- 3,0-PVC/M12FRM PE - Power cable




1414912

<https://www.phoenixcontact.com/us/products/1414912>

Approvals

To download certificates, visit the product detail page: <https://www.phoenixcontact.com/us/products/1414912>

 UL Listed Approval ID: E468743				
	Nominal voltage U_N	Nominal current I_N	Cross section AWG	Cross section mm^2
keine				
	600 V	10 A	- 16	- 16

 cUL Listed Approval ID: E468743				
	Nominal voltage U_N	Nominal current I_N	Cross section AWG	Cross section mm^2
keine				
	600 V	10 A	- 16	-

 EAC-RoHS Approval ID: RU D-DE.HB35.B.00387				
--	--	--	--	--

SAC-6P- 3,0-PVC/M12FRM PE - Power cable



1414912

<https://www.phoenixcontact.com/us/products/1414912>

Classifications

ECLASS

ECLASS-13.0	27060327
ECLASS-15.0	27060327

ETIM

ETIM 10.0	EC001855
-----------	----------

UNSPSC

UNSPSC 21.0	26121600
-------------	----------

SAC-6P- 3,0-PVC/M12FRM PE - Power cable



1414912

<https://www.phoenixcontact.com/us/products/1414912>

Environmental product compliance

EU RoHS

Fulfills EU RoHS substance requirements	Yes, No exemptions
---	--------------------

China RoHS

Environment friendly use period (EFUP)	EFUP-E
	No hazardous substances above the limits

EU REACH SVHC

REACH candidate substance (CAS No.)	No substance above 0.1 wt%
-------------------------------------	----------------------------

EF3.1 Climate Change

CO2e kg	20.073 kg CO2e
---------	----------------

Phoenix Contact 2026 © - all rights reserved
<https://www.phoenixcontact.com>

Phoenix Contact USA
586 Fulling Mill Road
Middletown, PA 17057, United States
(+717) 944-1300
info@phoenixcon.com