

# HC-M-02-CT-M - Contact insert module



1414360

<https://www.phoenixcontact.com/us/products/1414360>

Please be informed that the data shown in this PDF document is generated from our online catalog. Please find the complete data in the user documentation. Our general terms of use for downloads are valid.



Contact insert module, number of positions: 2, power contacts: 2, control contacts: 0, Pin, Crimp connection, 830 V, 40 A, 1.5 mm<sup>2</sup> ... 10 mm<sup>2</sup>, application: Power

## Commercial data

Item number	1414360
Packing unit	5 pc
Minimum order quantity	1 pc
Sales key	BF62
Product key	AF7ACE
GTIN	4055626025032
Weight per piece (including packing)	11.8 g
Weight per piece (excluding packing)	10.926 g
Customs tariff number	85389099
Country of origin	PL

# HC-M-02-CT-M - Contact insert module



1414360

<https://www.phoenixcontact.com/us/products/1414360>

## Technical data

### Notes

General	For HEAVYCON housing type B6 to B48, HC-M-B...MF-... hinged module carrier frame required, CK4,0..... crimp contacts, crimp contacts not supplied as standard.
General	Connectors may be operated only when there is no load/voltage.

### Mounting

Assembly note	To ensure correct use, installation in housing with IP54 protection or better is required
---------------	---

### Product properties

Product type	Modular contact insert
Series	HC-M-02
Application	Power
Number of positions	2
Connection profile	2
Contact numbering	1 - 2
Number of module slots	1
No. of power contacts	2
No. of control contacts	0
Contact material type	turned

### Insulation characteristics

Overvoltage category	III
Degree of pollution	3

### Connection data

#### Connection technology

Connection technology	Crimp connection
Connection in acc. with standard	IEC / EN

#### Conductor connection

Conductor cross-section	1.5 mm <sup>2</sup> ... 10 mm <sup>2</sup>
Connection cross section AWG	16 ... 8
Stripping length of the individual wire	9 mm (for 1.5 mm <sup>2</sup> ... 2.5 mm <sup>2</sup> )
	14 mm (for 4 mm <sup>2</sup> ... 6 mm <sup>2</sup> )
	14 mm (for 10 mm <sup>2</sup> )

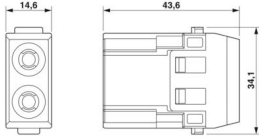
### Dimensions

# HC-M-02-CT-M - Contact insert module



1414360

<https://www.phoenixcontact.com/us/products/1414360>

Dimensional drawing	
Width	34.2 mm
Height	43.7 mm
Length	14.6 mm

## Mechanical characteristics

Contact diameter	4 mm
------------------	------

## Electrical properties

Rated voltage (III/2) contacts	1000 V
Rated voltage (III/3)	830 V
Rated surge voltage (III/2)	8 kV
Rated surge voltage (III/3)	8 kV
Rated surge voltage	8 kV
Rated current	40 A
SCCR	5 kA (UL 2237)

## Mechanical properties

### Mechanical data

Insertion/withdrawal cycles	≥ 500
-----------------------------	-------

## Material specifications

Flammability rating according to UL 94	V0
Contact material	Copper alloy
Contact surface material	Ag
Contact carrier material	PC
Standards/regulations	PC

## Environmental and real-life conditions

### Ambient conditions

Ambient temperature (operation)	-40 °C ... 125 °C
---------------------------------	-------------------

## Standards and regulations

### Testing

Standards/regulations	PC: Fire protection in rail vehicles - requirement sets R22, R23, and R24 acc. to DIN EN 45545-2 (Risk level HL1 - HL3)
-----------------------	---

# HC-M-02-CT-M - Contact insert module

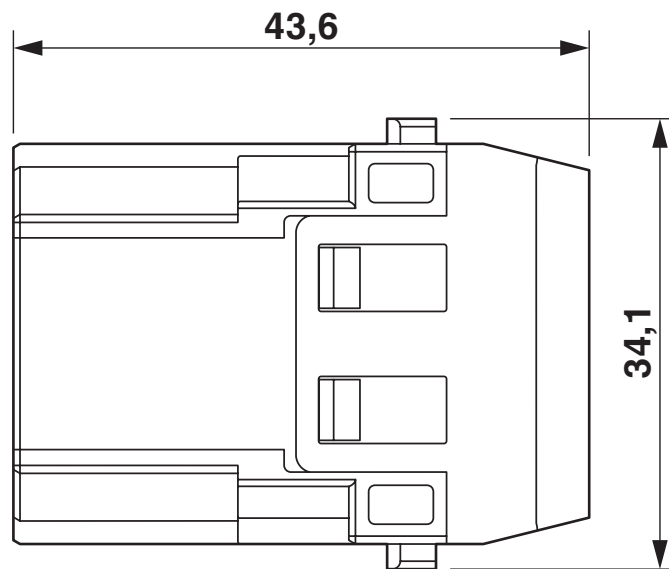
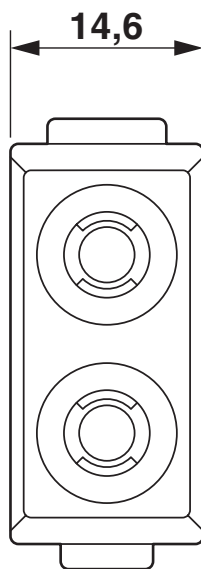


1414360

<https://www.phoenixcontact.com/us/products/1414360>

## Drawings

Dimensional drawing



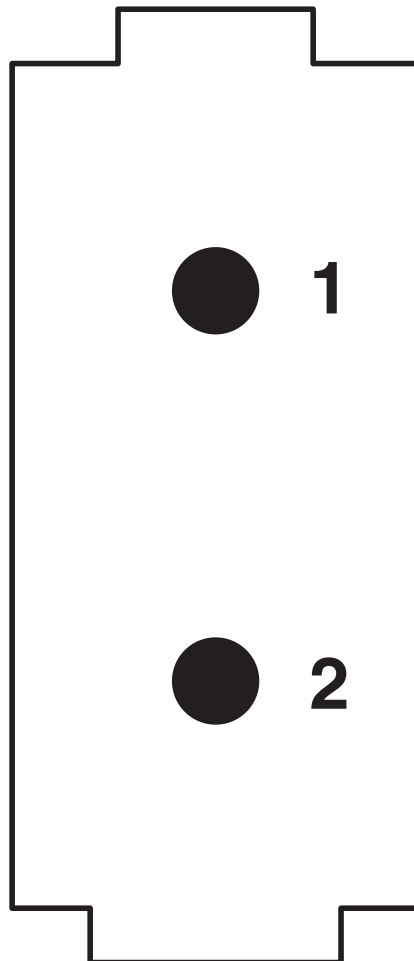
Male insert

# HC-M-02-CT-M - Contact insert module

1414360

<https://www.phoenixcontact.com/us/products/1414360>

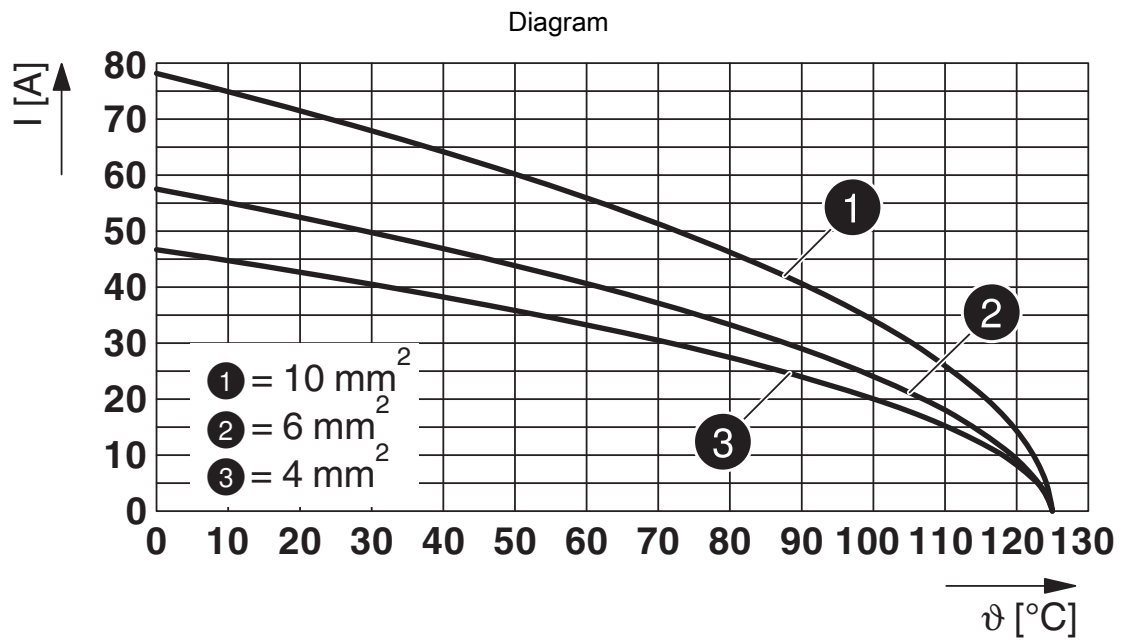
Schematic diagram



Connector pin assignment, connection side

1414360

<https://www.phoenixcontact.com/us/products/1414360>



Derating diagram

# HC-M-02-CT-M - Contact insert module



1414360

<https://www.phoenixcontact.com/us/products/1414360>

## Approvals

To download certificates, visit the product detail page: <https://www.phoenixcontact.com/us/products/1414360>

### DNV

Approval ID: TAE000037S



### CSA

Approval ID: 158887

	Nominal voltage $U_N$	Nominal current $I_N$	Cross section AWG	Cross section $\text{mm}^2$
keine				
	600 V	34 A	- 10	-



### UL Recognized

Approval ID: E118976

	Nominal voltage $U_N$	Nominal current $I_N$	Cross section AWG	Cross section $\text{mm}^2$
keine				
	600 V	42 A	- 10	-



### UL Recognized

Approval ID: E468743

	Nominal voltage $U_N$	Nominal current $I_N$	Cross section AWG	Cross section $\text{mm}^2$
keine				
	600 V	42 A	-	-

# HC-M-02-CT-M - Contact insert module



1414360

<https://www.phoenixcontact.com/us/products/1414360>

## Classifications

### ECLASS

ECLASS-13.0	27440217
ECLASS-15.0	27440217

### ETIM

ETIM 10.0	EC000438
-----------	----------

### UNSPSC

UNSPSC 21.0	39121400
-------------	----------

# HC-M-02-CT-M - Contact insert module



1414360

<https://www.phoenixcontact.com/us/products/1414360>

## Environmental product compliance

### EU RoHS

Fulfills EU RoHS substance requirements	Yes, No exemptions
---	--------------------

### China RoHS

Environment friendly use period (EFUP)	EFUP-E
	No hazardous substances above the limits

### EU REACH SVHC

REACH candidate substance (CAS No.)	No substance above 0.1 wt%
-------------------------------------	----------------------------

### EF3.1 Climate Change

CO2e kg	0.07 kg CO2e
---------	--------------

Phoenix Contact 2026 © - all rights reserved  
<https://www.phoenixcontact.com>

Phoenix Contact USA  
586 Fulling Mill Road  
Middletown, PA 17057, United States  
(+717) 944-1300  
[info@phoenixcon.com](mailto:info@phoenixcon.com)