

SACB-6/12-L-PT SCO P - Distributor box



1412059

<https://www.phoenixcontact.com/us/products/1412059>

Please be informed that the data shown in this PDF document is generated from our online catalog. Please find the complete data in the user documentation. Our general terms of use for downloads are valid.



Distributor box, application: Standard, connection method: M12 socket Plastic, number of slots: 6, number of positions: 5, coding: A, slot assignment: Double, status display: yes, PNP; master cable connection: Push-in-/Spring-cage connection 180°, shielding: no

Your advantages

- Safety in the field, thanks to molded housing and high degree of protection
- Convenient: increased machine availability thanks to quick and easy diagnostics
- Save space: distributor box with double occupancy for two sensors in one slot
- Save time, thanks to installation with SPEEDCON fast locking system
- Flexible: distributor box with connector hood for on-site assembly

Commercial data

Item number	1412059
Packing unit	1 pc
Minimum order quantity	1 pc
Sales key	BF41
Product key	AF3CBC
GTIN	4046356958110
Weight per piece (including packing)	185.6 g
Weight per piece (excluding packing)	183.5 g
Customs tariff number	85366990
Country of origin	DE

SACB-6/12-L-PT SCO P - Distributor box



1412059

<https://www.phoenixcontact.com/us/products/1412059>

Technical data

Notes

Assembly note	NOTE: Observe the permissible bending radii when routing cables, since the degree of protection may be at risk if the bending forces are too high. Reduce mechanical loads upstream of the connector, e.g., by using cable ties.
Note on application	Unused slots are to be sealed off prior to commissioning. Suitable sealing elements are to be found under "Accessories".

Product properties

Product type	Distributor box
Application	Standard
Number of positions	5
Number of slots	6
Coding	A
LED	yes

System properties

Local diagnostics

Monitored function	Supply voltage
Optical representation	Green LED

Electrical properties

Max. operating voltage U_{max}	30 V DC
Local diagnostics	Supply voltage Green LED
	Status display I/O Yellow LED
Nominal voltage U_N	24 V DC
Rated current, total	8 A (Higher ratings can be achieved with different configurations)
Max. current carrying capacity per path	2 A
Current carrying capacity per slot	4 A

Connection data

Conductor connection

Sensor/actuator connection system	M12 socket
Conductor cross-section Flexible signal line	0.2 mm ² ... 1 mm ²
Conductor cross-section Flexible power supply	0.2 mm ² ... 1 mm ²
Connection cross section AWG Flexible signal line	24 ... 16
Connection cross section AWG Flexible power supply	24 ... 16
Stripping length Signal line	8 mm
Stripping length Power supply	8 mm
Stripping length of the sheath	50 mm (Master cable)
Tightening torque, cover screw	1 Nm

SACB-6/12-L-PT SCO P - Distributor box



1412059

<https://www.phoenixcontact.com/us/products/1412059>

Tightening torque slot sensor/actuator cable	0.4 Nm
Tightening torque of mounting screw for fixing the housing	0.5 Nm
Tightening torque, union nut	2.5 Nm

Connection assignment

Slot/position = Wire color or connection	1 / 4 (A) = WH
	1 / 2 (B) = GYPK
	2 / 4 (A) = GN
	2 / 2 (B) = RDBU
	3 / 4 (A) = YE
	3 / 2 (B) = WHGN
	4 / 4 (A) = GY
	4 / 2 (B) = BNGN
	5 / 4 (A) = PK
	5 / 2 (B) = WHYE
	6 / 4 (A) = RD
	6 / 2 (B) = YEBN
	1-6 / 1 (+ 24 V) = BN
	1-6 / 3 (0 V) = BU
1-6 / 5 (PE) = GNYE	

Signaling

Status display present	yes
------------------------	-----

Dimensions

Dimensional drawing	
Width	54 mm
Height	43 mm
Length	123 mm

Material specifications

Material Threaded sleeve	PBT
Material Housing	PBT
Material Molding compound	PUR
Flammability rating according to UL 94	V0
Seal material O-ring	NBR
Contact material	Cu alloy
Contact surface material	gold-plated

SACB-6/12-L-PT SCO P - Distributor box



1412059

<https://www.phoenixcontact.com/us/products/1412059>

Contact carrier material	PA
Material of the contact carrier on the master cable side	PA

Cable/line

External cable diameter	7 mm ... 12 mm
Connection method	Push-in-/Spring-cage connection

Environmental and real-life conditions

Ambient conditions

Degree of protection	IP65
	IP67
Ambient temperature (operation)	-25 °C ... 80 °C

Standards and regulations

M12

Standard designation	M12 connector
Standards/specifications	IEC 61076-2-101

SACB-6/12-L-PT SCO P - Distributor box

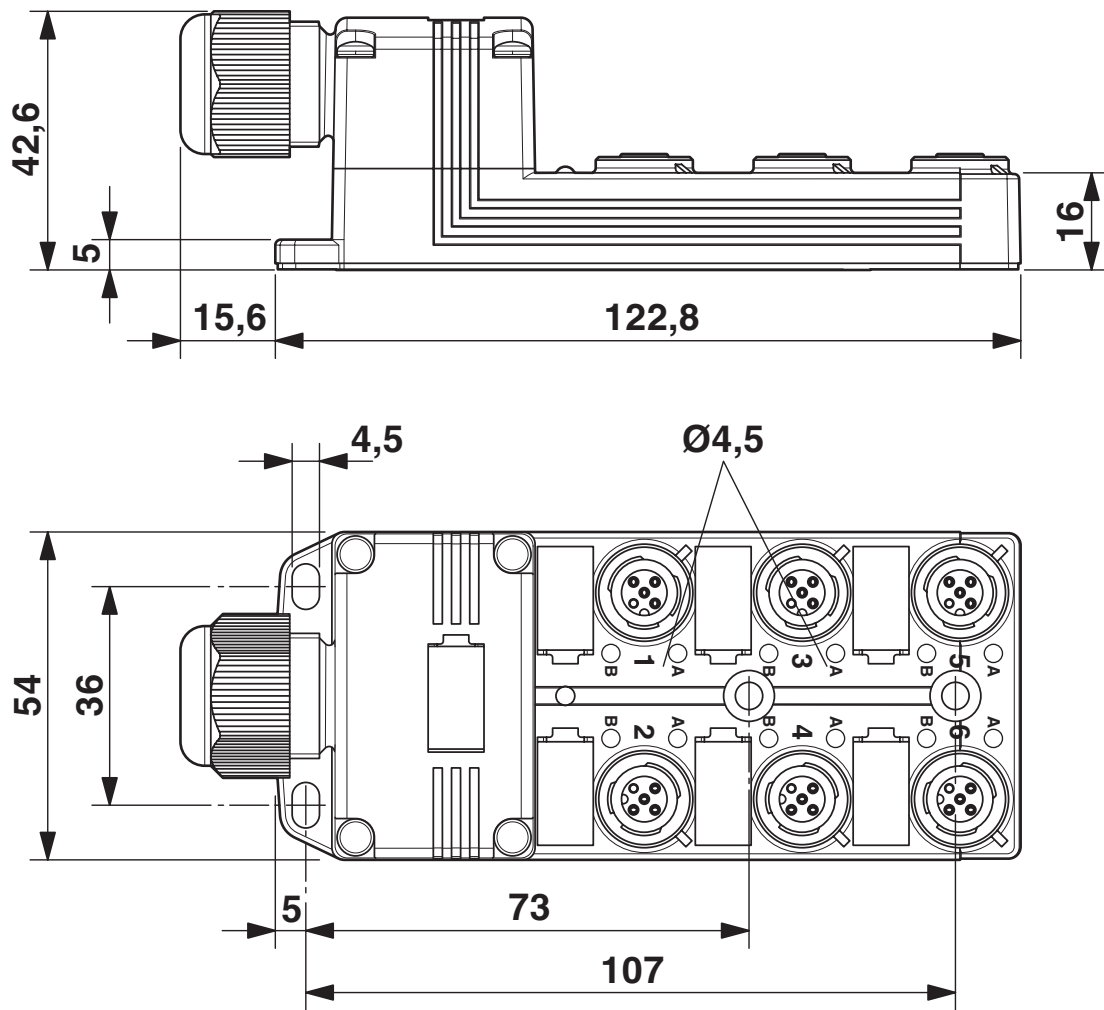


1412059

<https://www.phoenixcontact.com/us/products/1412059>

Drawings

Dimensional drawing



SACB-6/12-L-PT SCO P - Distributor box

1412059

<https://www.phoenixcontact.com/us/products/1412059>

Schematic diagram



M12 slot, socket, 5-pos.

Circuit diagram



SACB-6/12-L-PT SCO P - Distributor box





1412059

<https://www.phoenixcontact.com/us/products/1412059>

Approvals

To download certificates, visit the product detail page: <https://www.phoenixcontact.com/us/products/1412059>

 cUL Recognized Approval ID: E118976				
	Nominal voltage U_N	Nominal current I_N	Cross section AWG	Cross section mm^2
keine	-	24 A	- 8	-

 UL Recognized Approval ID: E118976				
	Nominal voltage U_N	Nominal current I_N	Cross section AWG	Cross section mm^2
keine	24 V	8 A	-	-

SACB-6/12-L-PT SCO P - Distributor box



1412059

<https://www.phoenixcontact.com/us/products/1412059>

Classifications

ECLASS

ECLASS-13.0	27440111
ECLASS-15.0	27440111

ETIM

ETIM 10.0	EC003558
-----------	----------

UNSPSC

UNSPSC 21.0	31251500
-------------	----------

SACB-6/12-L-PT SCO P - Distributor box



1412059

<https://www.phoenixcontact.com/us/products/1412059>

Environmental product compliance

EU RoHS

Fulfills EU RoHS substance requirements	Yes, No exemptions
---	--------------------

China RoHS

Environment friendly use period (EFUP)	EFUP-E
	No hazardous substances above the limits

EU REACH SVHC

REACH candidate substance (CAS No.)	No substance above 0.1 wt%
-------------------------------------	----------------------------

Phoenix Contact 2026 © - all rights reserved
<https://www.phoenixcontact.com>

Phoenix Contact USA
586 Fulling Mill Road
Middletown, PA 17057, United States
(+717) 944-1300
info@phoenixcon.com