

# SACC-M12FS-8CON-PG11-M - Connector



1410665

<https://www.phoenixcontact.com/us/products/1410665>

Please be informed that the data shown in this PDF document is generated from our online catalog. Please find the complete data in the user documentation. Our general terms of use for downloads are valid.



Connector, Universal, 8-position, Socket straight M12, coding: A, Screw connection, knurl material: Brass, nickel-plated, cable gland Pg11, external cable diameter 8 mm ... 10 mm

## Your advantages

- Safe use in the field, thanks to a high degree of protection
- Screw connection: proven connection technology for a large selection of different conductors

## Commercial data

Item number	1410665
Packing unit	1 pc
Minimum order quantity	1 pc
Sales key	BF30
Product key	AF2CAA
GTIN	4046356904667
Weight per piece (including packing)	33.1 g
Weight per piece (excluding packing)	32.74 g
Customs tariff number	85366990
Country of origin	CN

# SACC-M12FS-8CON-PG11-M - Connector



1410665

<https://www.phoenixcontact.com/us/products/1410665>

## Technical data

### Notes

Assembly note	<b>NOTE:</b> Observe the permissible bending radii when routing cables, since the degree of protection may be at risk if the bending forces are too high. Reduce mechanical loads upstream of the connector, e.g., by using cable ties.
---------------	---

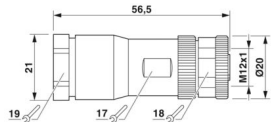
### Product properties

Product type	Circular connector (cable-side)
Number of positions	8
No. of cable outlets	1
Shielded	no
Coding	A
Cable outlet	straight
Pg screw connection	Pg11

### Insulation characteristics

Overvoltage category	II
Degree of pollution	3

### Dimensions

Dimensional drawing	
Width	20 mm
Height	20 mm
Length	59 mm
Wrench size, union nut	19 mm
Wrench size, counter nut	17 mm

### External dimensions

Outside diameter	8 mm ... 10 mm
------------------	----------------

### Housing

Diameter housing	20 mm
------------------	-------

### Material specifications

Flammability rating according to UL 94	HB
Seal material	Silicon
Material of grip body	PBT
Contact material	CuZn
Contact surface material	Au
Contact carrier material	PA

# SACC-M12FS-8CON-PG11-M - Connector



1410665

<https://www.phoenixcontact.com/us/products/1410665>

Material for screw connection	Brass, nickel-plated
Standards/regulations	PA (Cable gland)

## Connection data

### Conductor connection

Connection method	Screw connection
Connection cross section	0.25 mm <sup>2</sup> ... 0.5 mm <sup>2</sup> (without ferrule)
	0.14 mm <sup>2</sup> ... 0.34 mm <sup>2</sup> (with ferrule)
	0.25 mm <sup>2</sup> ... 0.5 mm <sup>2</sup> (solid)
Connection cross section AWG	24 ... 20 (without ferrule)
	26 ... 22 (with ferrule)
Stripping length of the individual wire	5 mm
Tightening torque	0.4 Nm (M12 knurl)
	0.2 Nm (Screw terminal blocks)
	1 Nm (Pressure screw with sleeve housing)

## Electrical properties

Rated surge voltage	0.8 kV
Contact resistance	≤ 8 mΩ
Insulation resistance	≥ 100 MΩ
Nominal voltage U <sub>N</sub>	30 V AC
	30 V DC
Nominal current I <sub>N</sub>	2 A

## Mechanical properties

### Mechanical data

Insertion/withdrawal cycles	≥ 100
-----------------------------	-------

## Connector

### Connection 1

Head design	Socket
Head cable outlet	straight
Head thread type	M12
Coding	A

## Cable/line

Signal type/category	Universal
Stripping length of the individual wire	5 mm

## Environmental and real-life conditions

### Ambient conditions

Degree of protection	IP67
Ambient temperature (operation) (male connector/female)	-40 °C ... 85 °C (Plug / socket)

# SACC-M12FS-8CON-PG11-M - Connector



1410665

<https://www.phoenixcontact.com/us/products/1410665>

connector)

## Standards and regulations

Standard designation	M12 connector
Standards/specifications	IEC 61076-2-101

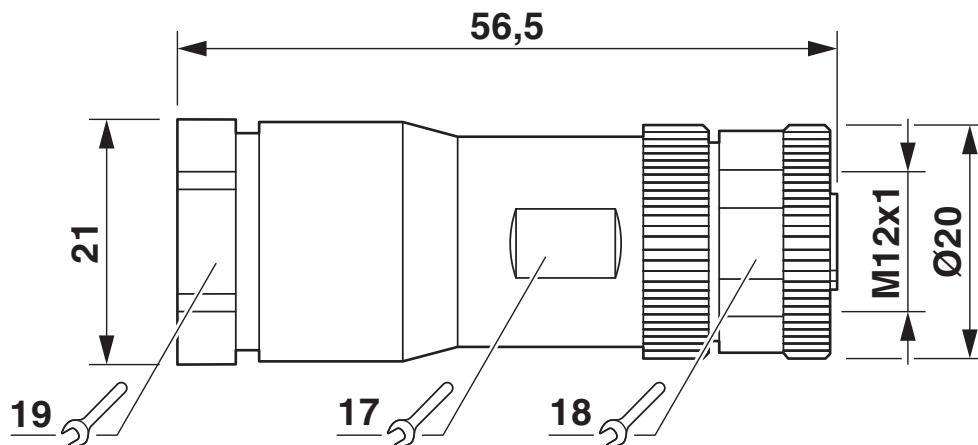
# SACC-M12FS-8CON-PG11-M - Connector

1410665

<https://www.phoenixcontact.com/us/products/1410665>

## Drawings

Dimensional drawing



M12 x 1 socket, straight

Schematic diagram



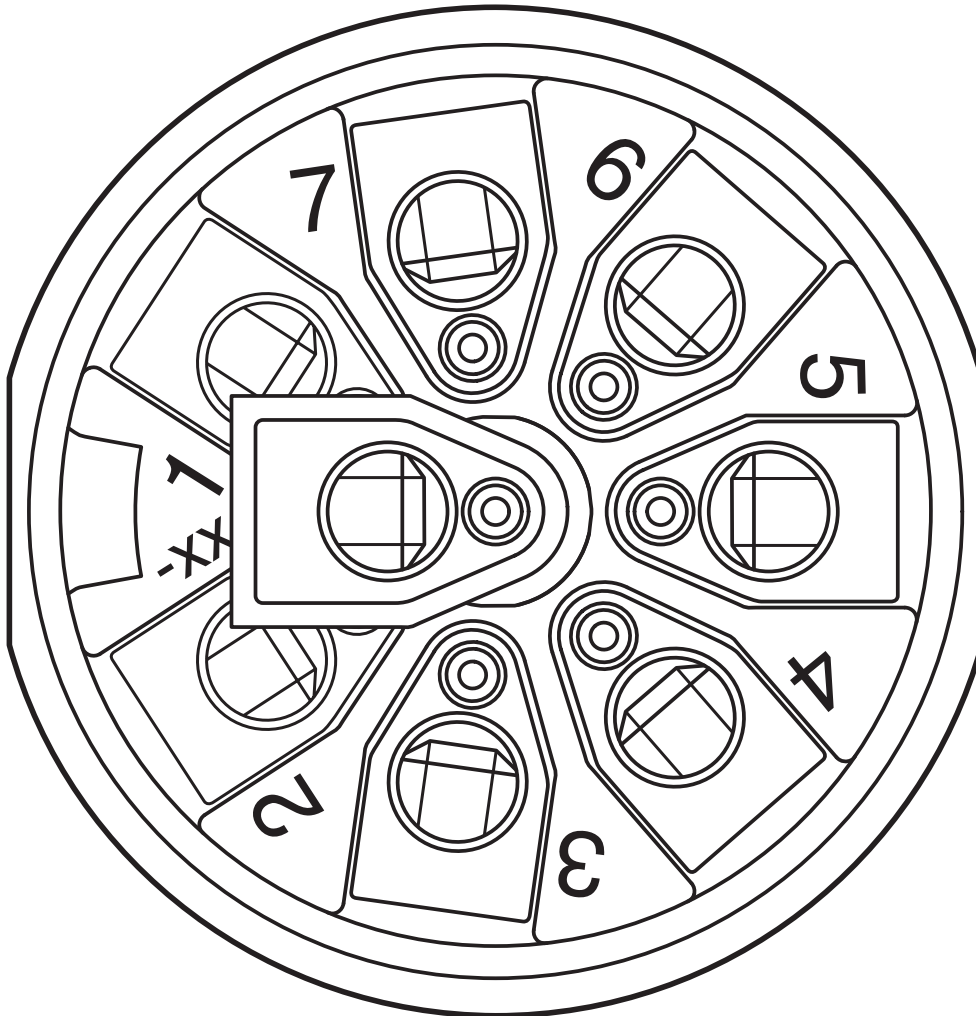
Pin assignment M12 socket, 8-pos., A-coded, view female side

# SACC-M12FS-8CON-PG11-M - Connector

1410665

<https://www.phoenixcontact.com/us/products/1410665>

Schematic diagram



Cable connection side M12 (screw connection)

# SACC-M12FS-8CON-PG11-M - Connector





1410665

<https://www.phoenixcontact.com/us/products/1410665>

## Approvals

To download certificates, visit the product detail page: <https://www.phoenixcontact.com/us/products/1410665>

 <b>cUL Recognized</b> Approval ID: FILE E 221474				
	Nominal voltage $U_N$	Nominal current $I_N$	Cross section AWG	Cross section $\text{mm}^2$
keine				
	30 V	2 A	-	-

 <b>UL Recognized</b> Approval ID: FILE E 221474				
	Nominal voltage $U_N$	Nominal current $I_N$	Cross section AWG	Cross section $\text{mm}^2$
keine				
	30 V	2 A	-	-

# SACC-M12FS-8CON-PG11-M - Connector



1410665

<https://www.phoenixcontact.com/us/products/1410665>

## Classifications

### ECLASS

ECLASS-13.0	27440116
ECLASS-15.0	27440116

### ETIM

ETIM 10.0	EC002635
-----------	----------

### UNSPSC

UNSPSC 21.0	39121400
-------------	----------

# SACC-M12FS-8CON-PG11-M - Connector



1410665

<https://www.phoenixcontact.com/us/products/1410665>

## Environmental product compliance

### EU RoHS

Fulfills EU RoHS substance requirements	Yes
Exemption	6(c)

### China RoHS

Environment friendly use period (EFUP)	EFUP-50
	An article-related China RoHS declaration table can be found in the download area for the respective article under "Manufacturer declaration". For all articles with EFUP-E, no China RoHS declaration table issued and required.

### EU REACH SVHC

REACH candidate substance (CAS No.)	Lead(CAS: 7439-92-1)
SCIP	078d07af-9b43-4fcf-b48b-15eaa54bbb52

### EF3.1 Climate Change

CO2e kg	0.895 kg CO2e
---------	---------------

Phoenix Contact 2026 © - all rights reserved  
<https://www.phoenixcontact.com>

Phoenix Contact USA  
586 Fulling Mill Road  
Middletown, PA 17057, United States  
(+717) 944-1300  
[info@phoenixcon.com](mailto:info@phoenixcon.com)