

NBC-M12MR/ 0,5-94B/M12FR US - Network cable



1408756

<https://www.phoenixcontact.com/us/products/1408756>

Please be informed that the data shown in this PDF document is generated from our online catalog. Please find the complete data in the user documentation. Our general terms of use for downloads are valid.



Network cable, Ethernet CAT5 (1 Gbps), 8-position, PUR halogen-free, water blue RAL 5021, shielded, Plug angled M12, coding: A / IP67, on Socket angled M12, coding: A / IP67, cable length: 0.5 m

Commercial data

| | |
|--------------------------------------|--------------------------------|
| Item number | 1408756 |
| Packing unit | 1 pc |
| Minimum order quantity | 1 pc |
| Note | Made to order (non-returnable) |
| Sales key | BF15 |
| Product key | AF1IHB |
| GTIN | 4046356827621 |
| Weight per piece (including packing) | 22.22 g |
| Weight per piece (excluding packing) | 22.22 g |
| Customs tariff number | 85444290 |
| Country of origin | US |

1408756

<https://www.phoenixcontact.com/us/products/1408756>

Technical data

Product properties

| | |
|---------------------|-------------------------|
| Product type | Data cable preassembled |
| Application | Standard, U.S. cables |
| Sensor type | Ethernet |
| Number of positions | 8 |
| Shielded | yes |
| Coding | A |

Interfaces

| | |
|----------------------|--|
| Bus system | Ethernet |
| Signal type/category | Ethernet CAT5 (based on IEC 11801), 1 Gbps |

Signaling

| | |
|------------------------|----|
| Status display | no |
| Status display present | no |

Electrical properties

| | |
|---|-----------------------|
| Nominal voltage U_N | 48 V AC |
| | 60 V DC |
| Nominal current I_N | 2 A |
| Transmission medium | Copper |
| Transmission speed | 1 Gbps |
| Transmission characteristics (category) | CAT5 (IEC 11801:2002) |

Material specifications

| | |
|-------------------------------|---|
| Seal material | NBR |
| Material of grip body | TPU, hardly inflammable, self-extinguishing |
| Contact material | CuSn |
| Contact surface material | Ni/Au |
| Contact carrier material | TPU GF |
| Material for screw connection | Zinc die-cast, nickel-plated |

Connector

Connection 1

| | |
|----------------------|------------------------|
| Type | Plug angled M12 / IP67 |
| Coding type | A (Standard) |
| Degree of protection | IP67 |

Connection 2

| | |
|----------------------|--------------------------|
| Type | Socket angled M12 / IP67 |
| Coding type | A (Standard) |
| Degree of protection | IP67 |


NBC-M12MR/ 0,5-94B/M12FR US - Network cable



1408756

<https://www.phoenixcontact.com/us/products/1408756>

Cable/line

| | |
|---|--|
| Cable length | 0.5 m |
| Ethernet flexible CAT5, 4-pair [94B] | |
| Dimensional drawing |  |
| Cable weight | 47 kg/km |
| UL AWM Style | 20963 (80°C/30 V) |
| Number of positions | 8 |
| Shielded | yes |
| Cable type | Ethernet flexible CAT5, 4-pair [94B] |
| Conductor structure | 4x2xAWG26/7, SF/UTP |
| Signal runtime | 5.3 ns/m |
| Conductor structure signal line | 7x 0.16 mm |
| AWG signal line | 26 |
| Conductor cross-section | 4x 2x 0.14 mm ² |
| Wire diameter incl. insulation | 0.96 mm |
| External cable diameter | 6.40 mm ±0.2 mm |
| Outer sheath, material | PUR |
| External sheath, color | water blue RAL 5021 |
| Conductor material | Bare Cu litz wires |
| Material wire insulation | Foamed PE |
| Single wire, color | white/blue-blue, white/orange-orange, white/green-green, white/brown-brown |
| Thickness, outer sheath | 1.05 mm |
| Twisted pairs | 2 cores to the pair |
| Overall twist | 4 pairs for core |
| Optical shield covering | 70 % |
| Insulation resistance | ≥ 5 GΩ*km |
| Coupling resistance | ≤ 100.00 mΩ/m (at 10 MHz) |
| Loop resistance | ≤ 290.00 Ω/km |
| Wave impedance | 100 Ω ±5 Ω (at 100 MHz) |
| Cable capacity | 48 nF/km (at 1 kHz) |
| Nominal voltage, cable | ≤ 100 V |
| Test voltage Core/Core | 700 V (50 Hz, 1 min.) |
| Test voltage Core/Shield | 700.00 V (50 Hz, 1 min.) |
| Minimum bending radius, fixed installation | 4 x D |
| Minimum bending radius, flexible installation | 8 x D |

NBC-M12MR/ 0,5-94B/M12FR US - Network cable



1408756

<https://www.phoenixcontact.com/us/products/1408756>

| | |
|--|---|
| Smallest bending radius, fixed installation | 26 mm |
| Smallest bending radius, movable installation | 52 mm |
| Tensile strength | ≤ 100 N |
| Near end crosstalk attenuation (NEXT) | 71.3 dB (with 1 MHz) |
| | 62.3 dB (at 4 MHz) |
| | 56.3 dB (at 10 MHz) |
| | 53.2 dB (at 16 MHz) |
| | 51.8 dB (at 20 MHz) |
| | 48.9 dB (at 31.25 MHz) |
| | 44.4 dB (at 62.5 MHz) |
| | 41.3 dB (at 100 MHz) |
| Power-summated near end crosstalk attenuation (PSNEXT) | 62.3 dB (with 1 MHz) |
| | 53.3 dB (at 4 MHz) |
| | 47.3 dB (at 10 MHz) |
| | 44.2 dB (at 16 MHz) |
| | 42.8 dB (at 20 MHz) |
| | 39.9 dB (at 31.25 MHz) |
| | 35.4 dB (at 62.5 MHz) |
| | 32.3 dB (at 100 MHz) |
| Return attenuation (RL) | 23 dB (at 4 MHz) |
| | 24.1 dB (at 8 MHz) |
| | 25 dB (at 10 MHz) |
| | 25 dB (at 16 MHz) |
| | 25 dB (at 20 MHz) |
| | 23.6 dB (at 31.25 MHz) |
| | 21.5 dB (at 62.5 MHz) |
| | 20.1 dB (at 100 MHz) |
| Shield attenuation | 3.2 dB (with 1 MHz) |
| | 6 dB (at 4 MHz) |
| | 9.5 dB (at 10 MHz) |
| | 12.1 dB (at 16 MHz) |
| | 13.6 dB (at 20 MHz) |
| | 17.1 dB (at 31.25 MHz) |
| | 24.8 dB (at 62.5 MHz) |
| | 32 dB (at 100 MHz) |
| Halogen-free | according to IEC 60754-1 |
| Flame resistance | according to IEC 60332-1-2 |
| Resistance to oil | in accordance with EN 60811-2-1 |
| Ambient temperature (operation) | -40 °C ... 80 °C (cable, fixed installation) |
| | -20 °C ... 80 °C (Cable, flexible installation) |
| Ambient temperature (installation) | -20 °C ... 80 °C |

Standards and regulations

NBC-M12MR/ 0,5-94B/M12FR US - Network cable



1408756

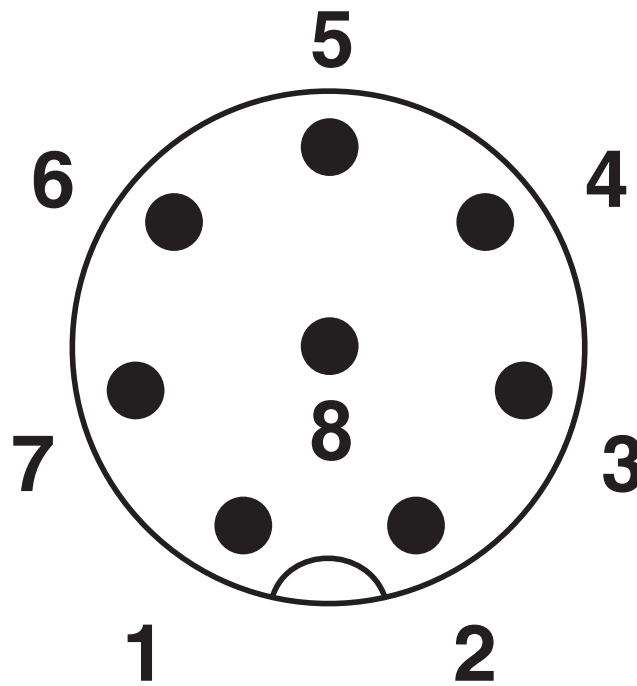
<https://www.phoenixcontact.com/us/products/1408756>

M12

| | |
|--------------------------|-----------------|
| Standard designation | M12 connector |
| Standards/specifications | IEC 61076-2-101 |

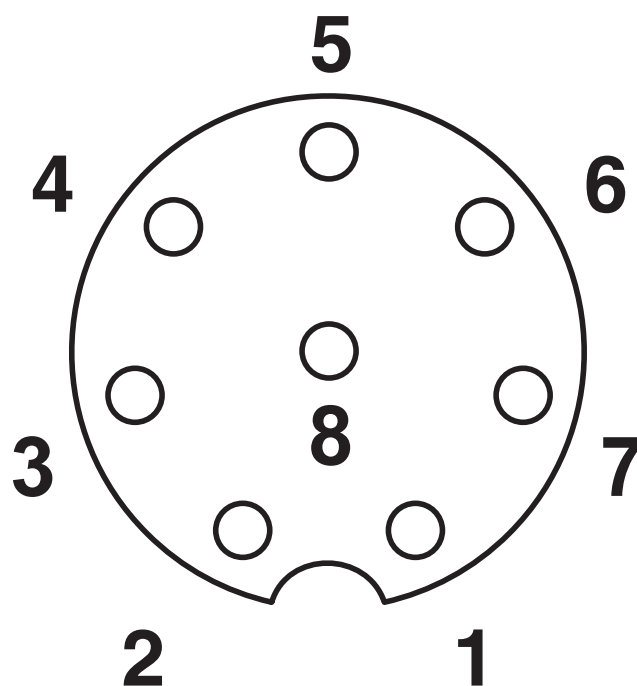
Drawings

Schematic diagram



Pin assignment M12 plug, 8-pos., A-coded, view plug side

Schematic diagram

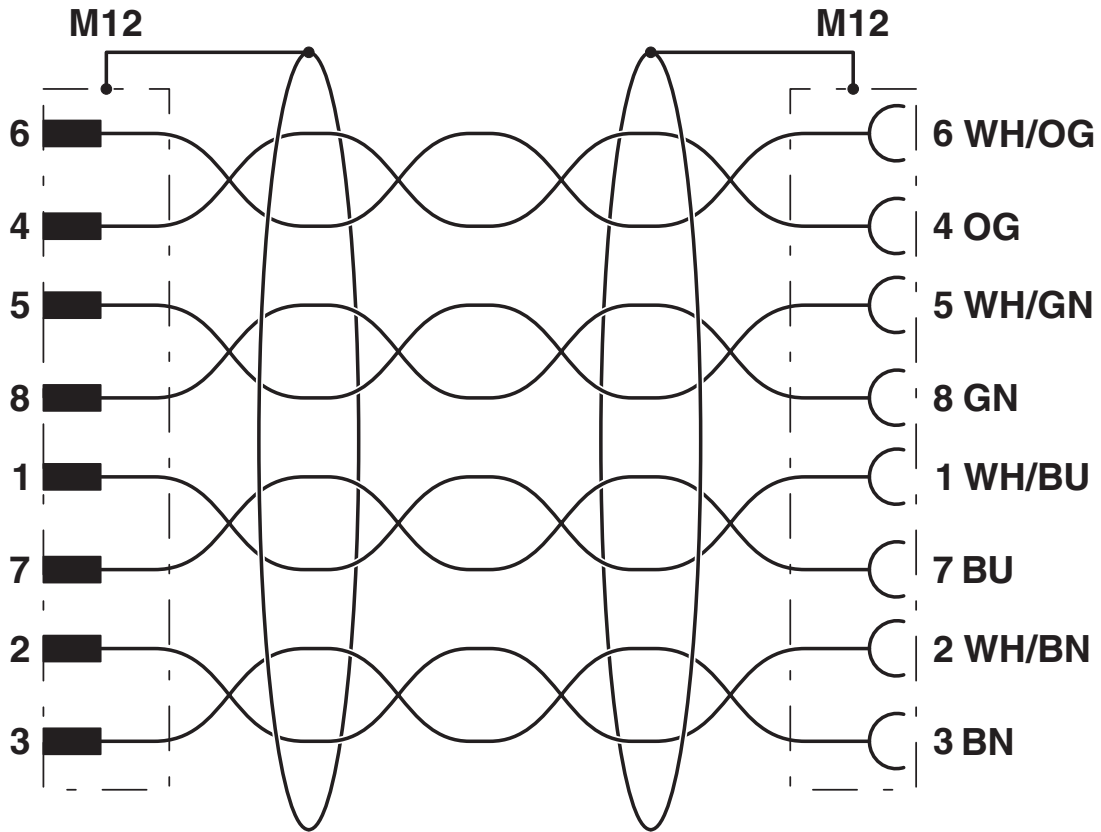


Pin assignment M12 socket, 8-pos., A-coded, view female side

1408756

<https://www.phoenixcontact.com/us/products/1408756>

Circuit diagram



Contact assignment of the M12 connector and the M12 socket

NBC-M12MR/ 0,5-94B/M12FR US - Network cable



1408756

<https://www.phoenixcontact.com/us/products/1408756>

Approvals

To download certificates, visit the product detail page: <https://www.phoenixcontact.com/us/products/1408756>



EAC-RoHS

Approval ID: RU D-DE.HB35.B.00387



UL Listed

Approval ID: FILE E 335024

| | Nominal voltage U_N | Nominal current I_N | Cross section AWG | Cross section mm^2 |
|-------|-----------------------|-----------------------|-------------------|-----------------------------|
| keine | | | | |
| | 30 V | 1.5 A | - | - |

1408756

<https://www.phoenixcontact.com/us/products/1408756>

Classifications

ECLASS

| | |
|-------------|----------|
| ECLASS-13.0 | 27060307 |
| ECLASS-15.0 | 27060307 |

UNSPSC

| | |
|-------------|----------|
| UNSPSC 21.0 | 26121600 |
|-------------|----------|

1408756

<https://www.phoenixcontact.com/us/products/1408756>

Environmental product compliance

EU RoHS

| | |
|---|--------------------|
| Fulfills EU RoHS substance requirements | Yes, No exemptions |
|---|--------------------|

China RoHS

| | |
|--|--|
| Environment friendly use period (EFUP) | EFUP-E |
| | No hazardous substances above the limits |

EU REACH SVHC

| | |
|-------------------------------------|----------------------------|
| REACH candidate substance (CAS No.) | No substance above 0.1 wt% |
|-------------------------------------|----------------------------|

EF3.1 Climate Change

| | |
|---------|---------------|
| CO2e kg | 1.599 kg CO2e |
|---------|---------------|

Phoenix Contact 2026 © - all rights reserved
<https://www.phoenixcontact.com>

Phoenix Contact USA
586 Fulling Mill Road
Middletown, PA 17057, United States
(+717) 944-1300
info@phoenixcon.com