


SACCEC-M12FSB-5CON-M16/10,0-920 - Device connector front mounting



1407768

<https://www.phoenixcontact.com/us/products/1407768>

Please be informed that the data shown in this PDF document is generated from our online catalog. Please find the complete data in the user documentation. Our general terms of use for downloads are valid.



Device connector front mounting, CANopen®, DeviceNet™, 5-position, Socket, M12-SPEEDCON, B-coding, on free cable end, Bus line, cable length: 10 m

The figure shows A-coded version

Your advantages

- Preassembled with cables in various standard lengths for immediate use
- Customer-specific assemblies and cable lengths can be supplied
- Sealed on the cable side for optimum tightness of seal
- Cable designs for all common networks and fieldbuses
- For high transmission safety: shield connection to the housing with optional EMC nut

Commercial data

Item number	1407768
Packing unit	1 pc
Minimum order quantity	50 pc
Product key	ABQDEG
GTIN	4046356773027
Weight per piece (including packing)	616 g
Weight per piece (excluding packing)	590.18 g
Country of origin	DE

SACCEC-M12FSB-5CON-M16/10,0-920 - Device connector front mounting



1407768

<https://www.phoenixcontact.com/us/products/1407768>

Technical data

Notes

Notes on operation	The electrical and mechanical data specified assume that the connector pair is correctly locked and mounted. If the connector is unlocked and if there is a danger of contamination, the connector must be sealed using a protective cap > IP54. Influences arising from litz wires, cables or PCB assembly must also be taken into consideration.
Order information:	Positioning nut is included in the scope of supply
General	Contact connection method: Crimp connection

Safety note

Safety note	WARNING: The connectors may not be plugged in or disconnected under load. Ignoring the warning or improper use may damage persons and/or property.
	<ul style="list-style-type: none"> • WARNING: Commission properly functioning products only. The products must be regularly inspected for damage. Decommission defective products immediately. Replace damaged products. Repairs are not possible.
	<ul style="list-style-type: none"> • WARNING: Only electrically qualified personnel may install and operate the product. They must observe the following safety notes. The qualified personnel must be familiar with the basics of electrical engineering. They must be able to recognize and prevent danger. The relevant symbol on the packaging indicates that only personnel familiar with electrical engineering are allowed to install and operate the product.
	<ul style="list-style-type: none"> • The products are suitable for applications in plant, controller, and electrical device engineering.
	<ul style="list-style-type: none"> • When operating the connectors in outdoor applications, they must be separately protected against environmental influences.
	<ul style="list-style-type: none"> • Assembled products may not be manipulated or improperly opened.
	<ul style="list-style-type: none"> • Only use mating connectors that are specified in the technical data of the standards listed (e.g. the ones listed in the product accessories online at phoenixcontact.com/products).
	<ul style="list-style-type: none"> • When using the product in direct connection with third-party manufacturers, the user is responsible.
	<ul style="list-style-type: none"> • For operating voltages > 50 V AC, conductive connector housings must be grounded
	<ul style="list-style-type: none"> • Ensure that when laying the cable, the tensile load on the connectors does not exceed the upper limit specified in the standards.
	<ul style="list-style-type: none"> • Observe the corresponding technical data. You will find information: <ul style="list-style-type: none"> o On the product o On the packing label o In the supplied documentation o Online at phoenixcontact.com/products under the product
	<ul style="list-style-type: none"> • Only use tools recommended by Phoenix Contact
	<ul style="list-style-type: none"> • Use a protective cap to protect connectors that are not in use.

SACCEC-M12FSB-5CON-M16/10,0-920 - Device connector front mounting



1407768

<https://www.phoenixcontact.com/us/products/1407768>

	The suitable accessories are available online in the accessory section of the product at phoenixcontact.com/products
	<ul style="list-style-type: none">• Ensure that the protective or functional ground has been properly connected.• VDE 0100/1.97 § 411.1.3.2 and DIN EN 60 204/11.98 § 14.1.3 are applicable when combining several circuits in a cable and/or connector• The connector warms up in normal operation. Depending on the ambient conditions, the surface of the connector can continue to warm up. In this case, the user is responsible for posting warnings (e.g. DIN EN ISO 13732-1:2008-12).

Mounting

Mounting type	Front mounting (M16 x 1,5)
---------------	----------------------------

Product properties

Product type	Circular connectors (device side)
Application	Data
Sensor type	CANopen®
Number of positions	5
Coding	B
Thread type	M12

Insulation characteristics

Overvoltage category	III
Degree of pollution	3

Electrical properties

Rated surge voltage	1.5 kV AC
Nominal voltage U_N	48 V AC
	60 V DC
Nominal current I_N	4 A (Plug/socket in accordance with IEC 61076-2-101, cable technical data is to be observed)
Transmission medium	Copper

Connection data

Conductor connection

Connection method	Bus line
Contact connection type	Socket

Mechanical properties

Mechanical data

Insertion/withdrawal cycles	> 100
-----------------------------	-------

Connector

SACCEC-M12FSB-5CON-M16/10,0-920 - Device connector front mounting



1407768

<https://www.phoenixcontact.com/us/products/1407768>

Connection 1

Head design	Socket
Head thread type	M12
Head locking type	SPEEDCON
Coding	B


Connection 2

Head design	free cable end
-------------	----------------

Cable/line

Cable length	10 m
--------------	------

CANopen®/DeviceNet™, PUR, violet [920]

Dimensional drawing	
UL AWM Style	21198 (80°C/300 V)
Number of positions	4
Shielded	yes
Cable type	CANopen®/DeviceNet™, PUR, violet [920]
Conductor structure	2xAWG24/19+2xAWG22/19
AWG signal line	24
AWG power supply	22
Conductor cross-section	2x 0.25 mm ² (Data cable) 2x 0.34 mm ² (Power supply) 1x 0.34 mm ² (Drain wire)
Wire diameter incl. insulation	1.95 mm ±0.05 mm (Data cable) 1.4 mm ±0.05 mm (Power supply)
External cable diameter	6.70 mm ±0.3 mm
Outer sheath, material	PUR
External sheath, color	red lilac RAL 4001
Conductor material	Tin-plated Cu litz wires
Material wire insulation	Foamed PE (Data cable) PE (Power supply)
Single wire, color	red-black, blue-white
Twisted pairs	2 cores to the pair
Overall twist	2 pairs around a drain wire in the center to the core
Optical shield covering	80 %

SACCEC-M12FSB-5CON-M16/10,0-920 - Device connector front mounting



1407768

<https://www.phoenixcontact.com/us/products/1407768>

Insulation resistance	≥ 5 GΩ*km (Data cable)
	≥ 5 GΩ*km (Power supply)
Wave impedance	120 Ω ±10 % (with 1 MHz)
Nominal voltage, cable	≤ 300 V (Peak value, not for high-power applications)
Test voltage Core/Core	2000 V (50 Hz, 1 min.)
Test voltage Core/Shield	2000.00 V (50 Hz, 1 min.)
Minimum bending radius, fixed installation	4 x D
Minimum bending radius, flexible installation	8 x D
Dynamic load capacity (bending)	Max. bending cycles: 5000000, Bending radius: 70 mm, Bending radius: 15 x D, Traversing path: 4.5 m, Traversing rate: 3 m/s, Acceleration: 3 m/s ² , Ambient temperature: -20 °C ... 60 °C
Shield attenuation	≤ 22.9 dB/km (with 1 MHz)
	≤ 16.4 dB/km (At 500 kHz)
	≤ 9.5 dB/km (At 125 kHz)
Halogen-free	in accordance with DIN VDE 0472 part 815
	according to IEC 60754-1
Flame resistance	UL 1581, Section 1060 and UL 2556, Section 9.3 (FT1)
	UL 1581, Section 1100 and UL 2556, Section 9.1 (HFT/FT2)
	IEC 60332-1-2
	in accordance with ISO 6722-1 5.22 (UN ECE-R 118.01)
Special properties	Flexible cable conduit capable
Ambient temperature (operation)	-40 °C ... 80 °C (cable, fixed installation)
	-30 °C ... 70 °C (Cable, flexible installation)
	-20 °C ... 60 °C (for installation)
	-20 °C ... 60 °C (cable, drag chain applications)

Environmental and real-life conditions

Ambient conditions

Degree of protection	IP67
	IP65/IP67
Ambient temperature (operation)	-25 °C ... 85 °C
UL Type Rating	Type 4 (indoor use only)

Standards and regulations

Standard designation	M12 circular connector
Standards/specifications	according to IEC 61076-2-101

SACCEC-M12FSB-5CON-M16/10,0-920 - Device connector front mounting

1407768

<https://www.phoenixcontact.com/us/products/1407768>

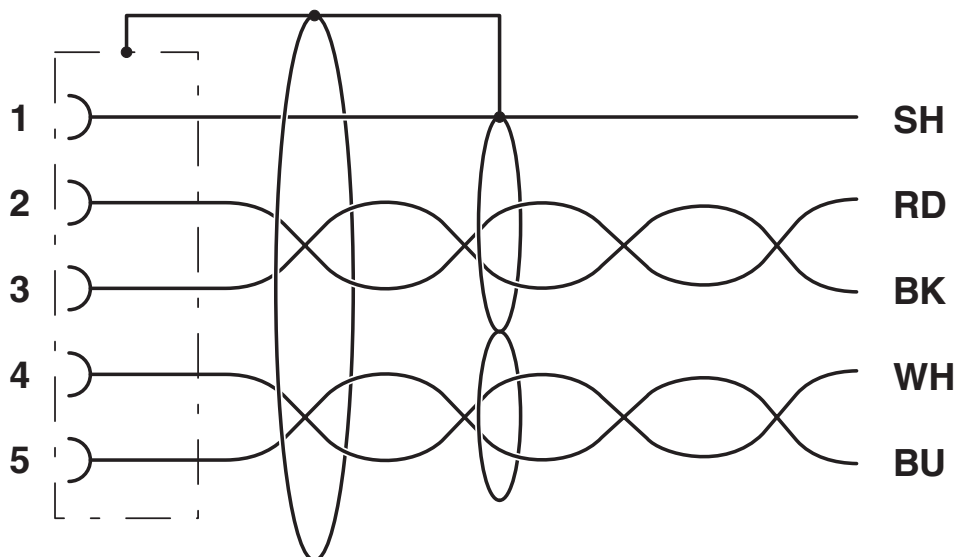
Drawings

Schematic diagram



Pin assignment M12 socket, 5-pos., B-coded, female side

Circuit diagram



Contact assignment of the M12 socket

SACCEC-M12FSB-5CON-M16/10,0-920 - Device connector front mounting




1407768

<https://www.phoenixcontact.com/us/products/1407768>

Approvals

To download certificates, visit the product detail page: <https://www.phoenixcontact.com/us/products/1407768>

 cUL Recognized Approval ID: E221474-20220907				
	Nominal voltage U_N	Nominal current I_N	Cross section AWG	Cross section mm^2
keine				
	30 V	1.5 A	-	-

 UL Recognized Approval ID: E221474-20220907				
	Nominal voltage U_N	Nominal current I_N	Cross section AWG	Cross section mm^2
keine				
	30 V	2 A	-	-

SACCEC-M12FSB-5CON-M16/10,0-920 - Device connector front mounting



1407768

<https://www.phoenixcontact.com/us/products/1407768>

Classifications

ECLASS

ECLASS-13.0	27440103
ECLASS-15.0	27440103

ETIM

ETIM 10.0	EC003570
-----------	----------

UNSPSC

UNSPSC 21.0	39121400
-------------	----------

SACCEC-M12FSB-5CON-M16/10,0-920 - Device connector front mounting



1407768

<https://www.phoenixcontact.com/us/products/1407768>

Environmental product compliance

EU RoHS

Fulfills EU RoHS substance requirements	Yes
Exemption	6(c)

China RoHS

Environment friendly use period (EFUP)	EFUP-50
	An article-related China RoHS declaration table can be found in the download area for the respective article under "Manufacturer declaration". For all articles with EFUP-E, no China RoHS declaration table issued and required.

EU REACH SVHC

REACH candidate substance (CAS No.)	Lead(CAS: 7439-92-1)
-------------------------------------	----------------------

Phoenix Contact 2026 © - all rights reserved
<https://www.phoenixcontact.com>

Phoenix Contact USA
586 Fulling Mill Road
Middletown, PA 17057, United States
(+717) 944-1300
info@phoenixcon.com