

# NBC- 5,0-94B/M12FS - Network cable



1407441

<https://www.phoenixcontact.com/us/products/1407441>

Please be informed that the data shown in this PDF document is generated from our online catalog. Please find the complete data in the user documentation. Our general terms of use for downloads are valid.



Network cable, Ethernet CAT5 (1 Gbps), 8-position, PUR halogen-free, water blue RAL 5021, shielded (Advanced Shielding Technology), free cable end, on Socket straight M12, coding: A / IP67, cable length: 5 m

## Commercial data

Item number	1407441
Packing unit	1 pc
Minimum order quantity	1 pc
Sales key	BF04
Product key	AF1CMI
GTIN	4046356775625
Weight per piece (including packing)	253 g
Weight per piece (excluding packing)	252.6 g
Customs tariff number	85444210
Country of origin	PL

1407441

<https://www.phoenixcontact.com/us/products/1407441>

## Technical data

### Product properties

Product type	Data cable preassembled
Application	Standard
Number of positions	8
Shielded	yes

### Interfaces

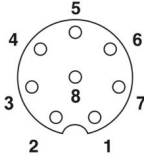
Signal type/category	Ethernet CAT5 (IEC 11801), 1 Gbps
----------------------	-----------------------------------

### Electrical properties

Nominal voltage $U_N$	48 V AC
	60 V DC
Nominal current $I_N$	2 A
Transmission medium	Copper
Transmission speed	1 Gbps

### Connector

#### Connection 1

Dimensional drawing	 <p>Pin assignment M12 socket, 8-pos., A-coded, view female side</p>
Type	M12 Socket, angled, 8-position, shielded (Advanced Shielding Technology), Keying: A
Number of positions	8
Shielded	yes
Shielding	Advanced Shielding Technology
Signal type/category	Ethernet CAT5, 1 bps
Insertion/withdrawal cycles	≥ 100
Insulation resistance	≥ 100 Ω
Overvoltage category	II
Degree of pollution	3
Tightening torque	0.4 Nm (M12 connector)
Material Contact	CuZn
Material Contact surface	Ni/Au
Material Contact carrier	PA 6.6
Material Screw connection	Die-cast zinc, nickel-plated
Material Grip body	TPU, hardly inflammable, self-extinguishing

# NBC- 5,0-94B/M12FS - Network cable



1407441

<https://www.phoenixcontact.com/us/products/1407441>

Material Seal	FKM
Flammability rating according to UL 94	V0
Ambient temperature (operation)	-25 °C ... 85 °C
Standard designation	M12 connector
Standards/regulations	IEC 61076-2-101


## Connection 2

Type	free cable end
------	----------------

## Cable/line

Cable length	5 m
--------------	-----

## Ethernet flexible CAT5, 4-pair [94B]

Dimensional drawing	
UL AWM Style	21238 (80 °C / 600 V)
Number of positions	8
Shielded	yes
Cable type	Ethernet flexible CAT5, 4-pair [94B]
Conductor structure	4x2xAWG26/7, SF/UTP
AWG signal line	26
Conductor cross-section	4x 2x 0.14 mm <sup>2</sup>
Wire diameter incl. insulation	0.96 mm ±0.05 mm
External cable diameter	6.40 mm ±0.2 mm
Outer sheath, material	PUR
External sheath, color	water blue RAL 5021
Conductor material	Bare Cu litz wires
Material wire insulation	Foamed PE
Single wire, color	white/blue-blue, white/orange-orange, white/green-green, white/brown-brown
Twisted pairs	2 cores to the pair
Overall twist	4 pairs for core
Optical shield covering	70 %
Insulation resistance	≥ 500 MΩ*km
Loop resistance	≤ 290.00 Ω/km
Wave impedance	100 Ω ±5 Ω (at 100 MHz)
Nominal voltage, cable	≤ 100 V
Test voltage Core/Core	2000 V (50 Hz, 1 min.)
Test voltage Core/Shield	2000.00 V (50 Hz, 1 min.)

# NBC- 5,0-94B/M12FS - Network cable



1407441

<https://www.phoenixcontact.com/us/products/1407441>

Minimum bending radius, fixed installation	4 x D
Minimum bending radius, flexible installation	8 x D
Smallest bending radius, fixed installation	26 mm
Smallest bending radius, movable installation	51 mm
Halogen-free	according to IEC 60754-1
Flame resistance	according to IEC 60332-1-2
	according to CSA C 22.2 No. 210-FT1
Resistance to oil	in accordance with EN 60811-2-1
Ambient temperature (operation)	-40 °C ... 80 °C (cable, fixed installation)
	-20 °C ... 80 °C (Cable, flexible installation)

## Environmental and real-life conditions

### Ambient conditions

Degree of protection	IP65
	IP67

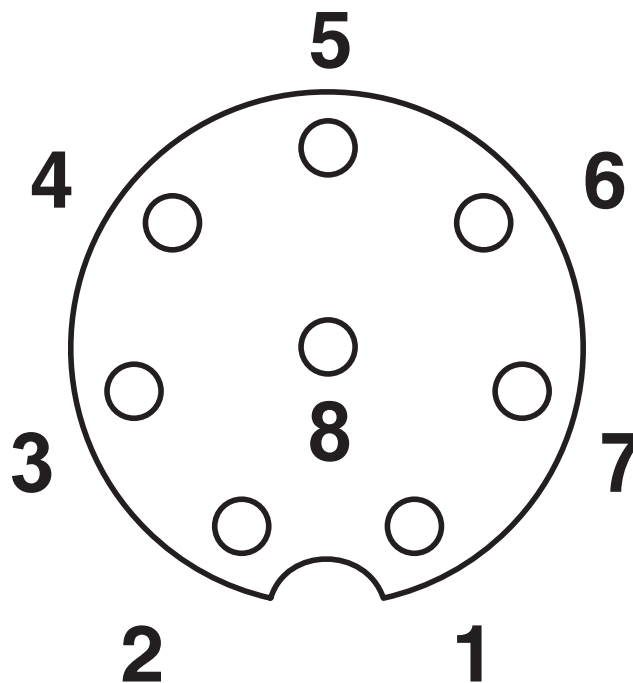
Drawings

Dimensional drawing



M12 x 1 socket, straight, shielded

Schematic diagram



Pin assignment M12 socket, 8-pos., A-coded, view female side

1407441

<https://www.phoenixcontact.com/us/products/1407441>

Circuit diagram



Contact assignment of the M12 socket

# NBC- 5,0-94B/M12FS - Network cable




1407441

<https://www.phoenixcontact.com/us/products/1407441>

## Approvals

To download certificates, visit the product detail page: <https://www.phoenixcontact.com/us/products/1407441>

 <b>cUL Recognized</b> Approval ID: FILE E 335024				
	Nominal voltage $U_N$	Nominal current $I_N$	Cross section AWG	Cross section $mm^2$
keine				
	30 V	1.5 A	-	-

 <b>UL Recognized</b> Approval ID: FILE E 335024				
	Nominal voltage $U_N$	Nominal current $I_N$	Cross section AWG	Cross section $mm^2$
keine				
	30 V	1.5 A	-	-

 <b>EAC-RoHS</b> Approval ID: RU D-DE.HB35.B.00387				
--	--	--	--	--

# NBC- 5,0-94B/M12FS - Network cable



1407441

<https://www.phoenixcontact.com/us/products/1407441>

## Classifications

### ECLASS

ECLASS-13.0	27060307
ECLASS-15.0	27060307

### UNSPSC

UNSPSC 21.0	26121600
-------------	----------

# NBC- 5,0-94B/M12FS - Network cable



1407441

<https://www.phoenixcontact.com/us/products/1407441>

## Environmental product compliance

### EU RoHS

Fulfills EU RoHS substance requirements	Yes, No exemptions
---	--------------------

### China RoHS

Environment friendly use period (EFUP)	EFUP-E
	No hazardous substances above the limits

### EU REACH SVHC

REACH candidate substance (CAS No.)	No substance above 0.1 wt%
-------------------------------------	----------------------------

### EF3.1 Climate Change

CO2e kg	4.308 kg CO2e
---------	---------------

Phoenix Contact 2026 © - all rights reserved  
<https://www.phoenixcontact.com>

Phoenix Contact USA  
586 Fulling Mill Road  
Middletown, PA 17057, United States  
(+717) 944-1300  
[info@phoenixcon.com](mailto:info@phoenixcon.com)