

HC-HV03-I-CT-M - Contact insert



1405260

<https://www.phoenixcontact.com/us/products/1405260>

Please be informed that the data shown in this PDF document is generated from our online catalog. Please find the complete data in the user documentation. Our general terms of use for downloads are valid.



Contact insert, number of positions: 3+2+PE, size: B10, power contacts: 3, control contacts: 2, number of connections per position: 1, Pin, Crimp connection, 690 V, 16 A, 0.5 mm² ... 4 mm²

Your advantages

- Shock and vibration-resistant in accordance with DIN EN 61373

Commercial data

Item number	1405260
Packing unit	1 pc
Minimum order quantity	1 pc
Sales key	BF61
Product key	AF7ABG
GTIN	4055626063485
Weight per piece (including packing)	44.1 g
Weight per piece (excluding packing)	39.4 g
Customs tariff number	85366990
Country of origin	CN

HC-HV03-I-CT-M - Contact insert



1405260

<https://www.phoenixcontact.com/us/products/1405260>

Technical data

Notes

General	For HC ADVANCE-B10, HC-HV 3 housings, crimp contacts CK 2,5-ED (crimp contacts not included in scope of supply)
General	Connectors may be operated only when there is no load/voltage.

Mounting

Assembly note	To ensure correct use, installation in housing with IP54 protection or better is required
---------------	---

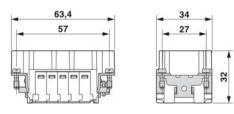
Product properties

Product type	Contact insert with a fixed no. of positions
Series	HC-HV
Type	B10
Number of positions	5
Connection profile	3+2+PE
Number of connections per position	1
No. of power contacts	3
No. of control contacts	2
Contact material type	turned

Insulation characteristics

Overvoltage category	III
Degree of pollution	3

Dimensions

Dimensional drawing	
Width	34 mm
Height	32 mm
Length	64 mm
Drill hole distance, horizontal	57 mm
Drill hole distance, vertical	27 mm

Mechanical characteristics

Contact diameter	2.5 mm
------------------	--------

Connection data

Connection technology

Connection technology	Crimp connection
	Crimp connection

HC-HV03-I-CT-M - Contact insert



1405260

<https://www.phoenixcontact.com/us/products/1405260>

Number of connections per position	1
------------------------------------	---

Conductor connection

Conductor cross-section	0.5 mm ² ... 4 mm ² (power contacts)
	0.5 mm ² ... 4 mm ² (control contacts)
Connection cross section AWG	20 ... 12 (power contacts)
	20 ... 12 (control contacts)
Tightening torque	0.8 Nm ... 1.2 Nm (PE connection)
	0.5 Nm ... 0.8 Nm (Mounting screws for mounting in the HEAVYCON housing)
Stripping length of the individual wire	7.5 mm (Power)
	7.5 mm (Signal)

Electrical properties

Rated voltage (III/2) contacts	830 V
Rated voltage (III/3)	690 V
	690 V
Rated surge voltage (III/2)	8 kV
Rated surge voltage (III/3)	6 kV
Rated surge voltage	8 kV (power contacts)
	6 kV (control contacts)
Rated current	16 A (power contacts)
	16 A (control contacts)

Mechanical properties

Mechanical data

Insertion/withdrawal cycles	≥ 500
-----------------------------	-------

Material specifications

Flammability rating according to UL 94	V0
Contact material	Copper alloy
Contact surface material	Ag (alternatively Au)
Contact carrier material	PC
Standards/regulations	PC

Environmental and real-life conditions

Ambient conditions

Ambient temperature (operation)	-40 °C ... 125 °C (including heating up of contacts)
---------------------------------	--

Standards and regulations

Testing

Standards/regulations	PC: Fire protection in rail vehicles - requirement sets R22, R23, and R24 acc. to DIN EN 45545-2 (Risk level HL1 - HL3)
-----------------------	---

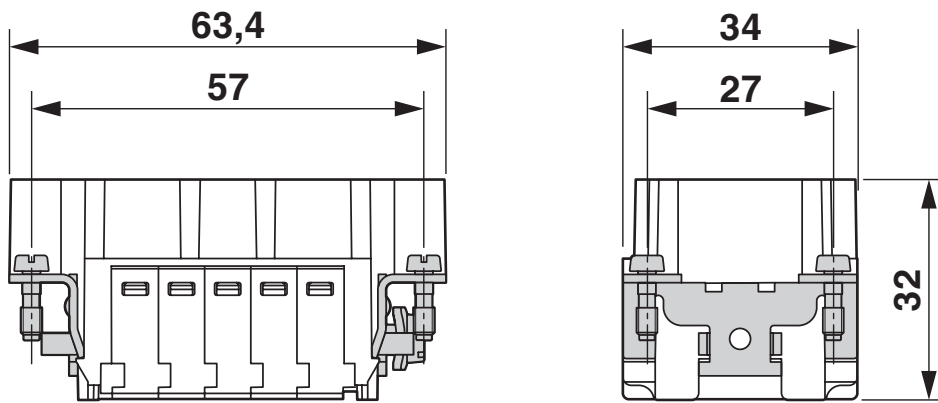
HC-HV03-I-CT-M - Contact insert

1405260

<https://www.phoenixcontact.com/us/products/1405260>

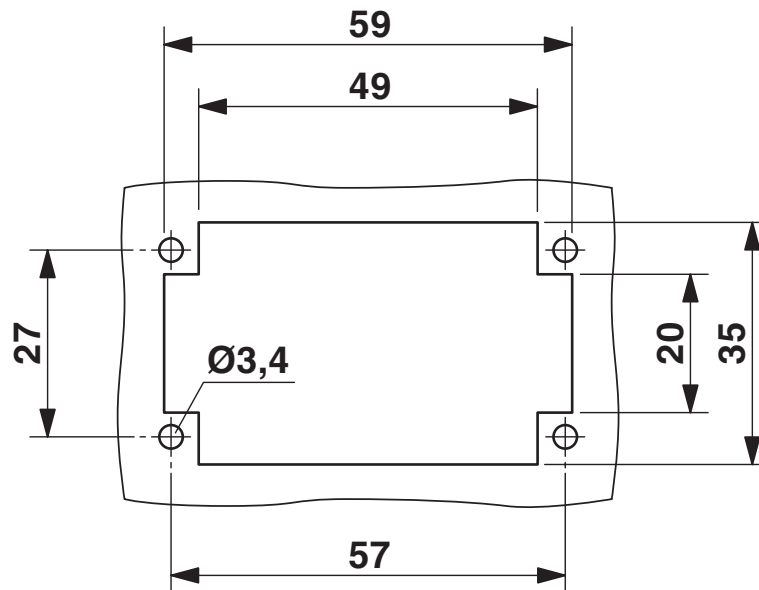
Drawings

Dimensional drawing



Dimensional drawing

Dimensional drawing



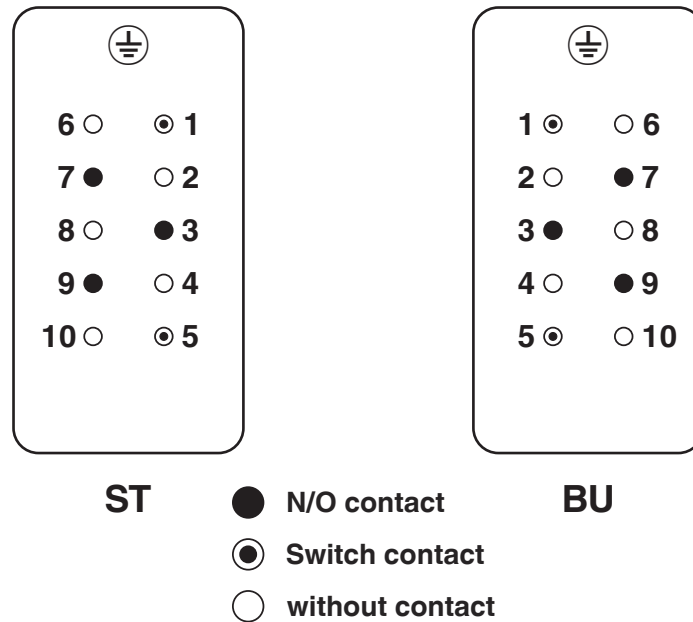
Mounting cutout when used without housing

HC-HV03-I-CT-M - Contact insert

1405260

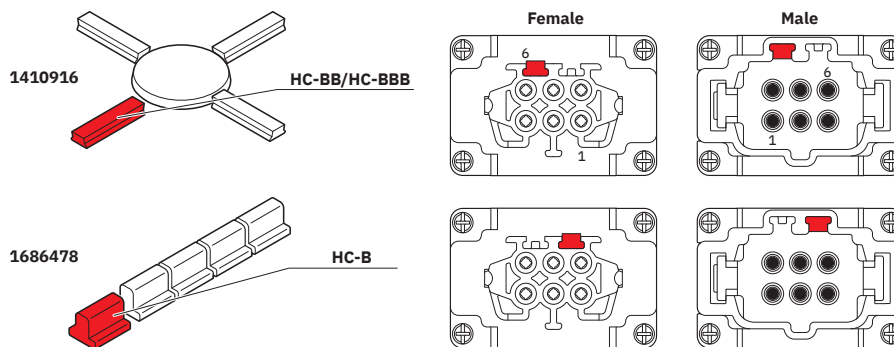
<https://www.phoenixcontact.com/us/products/1405260>

Schematic diagram



View termination side

Schematic diagram



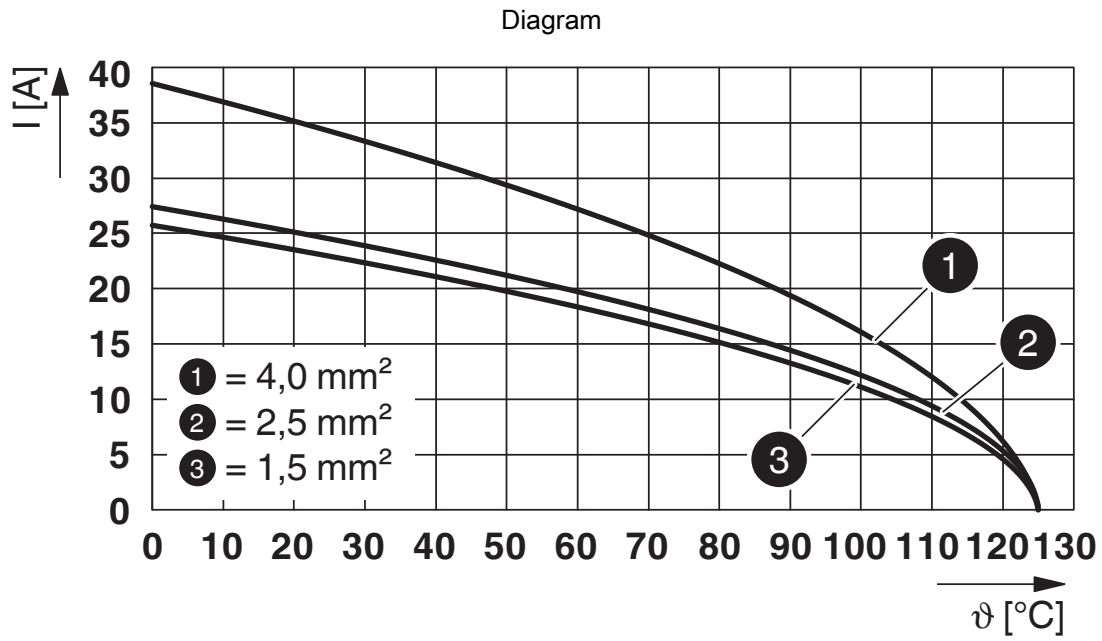
Coding options

HC-HV03-I-CT-M - Contact insert



1405260

<https://www.phoenixcontact.com/us/products/1405260>



Derating diagram

HC-HV03-I-CT-M - Contact insert



1405260

<https://www.phoenixcontact.com/us/products/1405260>

Approvals

To download certificates, visit the product detail page: <https://www.phoenixcontact.com/us/products/1405260>

DNV

Approval ID: TAE000037S



CSA

Approval ID: 013631_6233_01

	Nominal voltage U_N	Nominal current I_N	Cross section AWG	Cross section mm^2
keine				
	600 V	20 A	20 - 12	-



cULus Recognized

Approval ID: E468743

	Nominal voltage U_N	Nominal current I_N	Cross section AWG	Cross section mm^2
keine				
	600 V	16 A	- 12	-

HC-HV03-I-CT-M - Contact insert



1405260

<https://www.phoenixcontact.com/us/products/1405260>

Classifications

ECLASS

ECLASS-15.0	27440205
ECLASS-13.0	27440205

ETIM

ETIM 10.0	EC000438
-----------	----------

UNSPSC

UNSPSC 21.0	39121500
-------------	----------

HC-HV03-I-CT-M - Contact insert



1405260

<https://www.phoenixcontact.com/us/products/1405260>

Environmental product compliance

EU RoHS

Fulfills EU RoHS substance requirements	Yes, No exemptions
---	--------------------

China RoHS

Environment friendly use period (EFUP)	EFUP-E
	No hazardous substances above the limits

EU REACH SVHC

REACH candidate substance (CAS No.)	No substance above 0.1 wt%
-------------------------------------	----------------------------

Phoenix Contact 2026 © - all rights reserved
<https://www.phoenixcontact.com>

Phoenix Contact USA
586 Fulling Mill Road
Middletown, PA 17057, United States
(+717) 944-1300
info@phoenixcon.com