SAC-12P-MS/ 5,0-35T/FS SH SCO - Sensor/actuator cable

1404940

https://www.phoenixcontact.com/us/products/1404940

Please be informed that the data shown in this PDF document is generated from our online catalog. Please find the complete data in the user documentation. Our general terms of use for downloads are valid.

Sensor/actuator cable, 12-pos., PUR/PVC, RAL 9005 (black), shielded, straight M12 SPEEDCON plug (A-coded) to straight M12 SPEEDCON socket (A-coded), cable length: 5 m

Commercial data

Item number	1404940
Packing unit	1 pc
Minimum order quantity	1 pc
Sales key	BF03
Product key	AF1CNA
GTIN	4046356728454
Weight per piece (including packing)	489.5 g
Weight per piece (excluding packing)	477 g
Customs tariff number	85444290
Country of origin	DE

Technical data

Product properties

Product type	Sensor/actuator cable
Number of positions	12
No. of cable outlets	1
Shielded	yes
Coding	A

Insulation characteristics

Overvoltage category	II
Degree of pollution	3

Material specifications

Flammability rating according to UL 94	V0
Seal material	NBR
Material of grip body	TPU, hardly inflammable, self-extinguishing
Contact material	CuZn
Contact surface material	Ni/Au
Contact carrier material	PA 6.6
Material for screw connection	Zinc die-cast, nickel-plated

Electrical properties

Insulation resistance	≥ 100 MΩ
Nominal voltage U_N	30 V AC
	30 V DC
Nominal current I_N	1.5 A

Signaling

Status display	no
Status display present	no

Connector

Connection 1

Type	Plug straight M12 SPEEDCON
Number of positions	12
Locking type	SPEEDCON
Coding type	A

Connection 2

Type	Socket straight M12 SPEEDCON
Number of positions	12
Locking type	SPEEDCON
Coding type	A

SAC-12P-MS/ 5,0-35T/FS SH SCO - Sensor/actuator cable

1404940

https://www.phoenixcontact.com/us/products/1404940

Cable/line

Cable length	5 m

Black PUR/PVC twisted pair [35T]

Dimensional drawing	
Cable weight	87 kg/km
UL AWM Style	20233 / 1061 (80°C/300 V)
Number of positions	12
Shielded	yes
Cable type	Black PUR/PVC twisted pair [35T]
Conductor structure signal line	18x 0.10 mm
AWG signal line	26
Conductor cross-section	12x 0.14 mm² (Signal line)
Wire diameter incl. insulation	1 mm ±0.05 mm (Signal line)
External cable diameter	8.50 mm ±0.2 mm
Outer sheath, material	PUR
External sheath, color	black RAL 9005
Conductor material	Tin-plated Cu litz wires
Material wire insulation	PVC
Single wire, color	white-brown, green-yellow, gray-pink, blue-red, black-violet, gray/pink-red/blue
Twisted pairs	2 cores to the pair
Overall twist	Six pairs around the filler to the core
Optical shield covering	85 %
Max. conductor resistance	≤ 142 Ω/km (at 20 °C)
Insulation resistance	≥ 10 MΩ*km (at 20 °C)
Nominal voltage, cable	42 V AC
Test voltage	1500 V AC
Minimum bending radius, fixed installation	5 x D
Minimum bending radius, flexible installation	10 x D
Smallest bending radius, fixed installation	43 mm
Smallest bending radius, movable installation	85 mm
Dynamic load capacity (bending)	Max. bending cycles: 2000000, Bending radius: 85 mm, Traversing path: 10 m, Traversing rate: 3 m/s, Acceleration: 10 m/s²
Flame resistance	According to DIN EN 60332-1-2
	According to VW-1

Resistance to oil	in accordance with DIN EN 60811-2-1
Other resistance	hydrolysis and microbe resistant (in accordance with EN 50396)
Special properties	Flexible cable conduit capable
Ambient temperature (operation)	-40 °C ... 80 °C (cable, fixed installation)
	-5 °C ... 80 °C (Cable, flexible installation)

Environmental and real-life conditions

Ambient conditions

Degree of protection	IP65
	IP67
Ambient temperature (operation)	-25 °C ... 85 °C (Plug / socket)
	-40 °C ... 80 °C (cable, fixed installation)
	-5 °C ... 80 °C (Cable, flexible installation)

Standards and regulations

Standard designation	M12 connector
Standards/specifications	IEC 61076-2-101

Drawings

Dimensional drawing

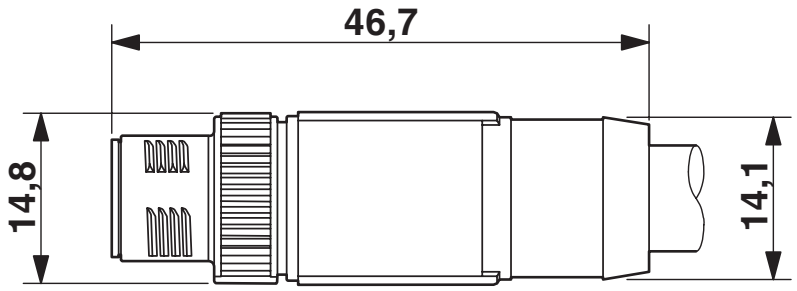

M12 SPEEDCON plug, straight, shielded

Dimensional drawing

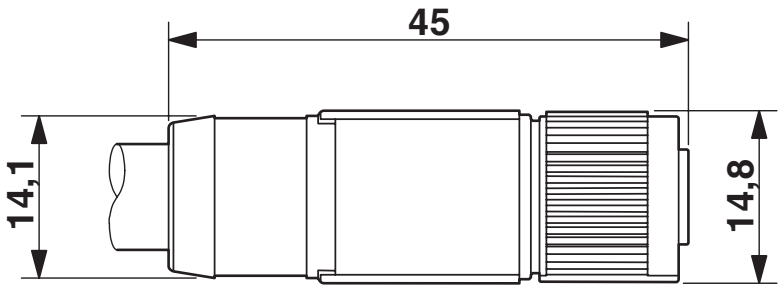

Socket M12-SPEEDCON, straight, shielded

Schematic diagram

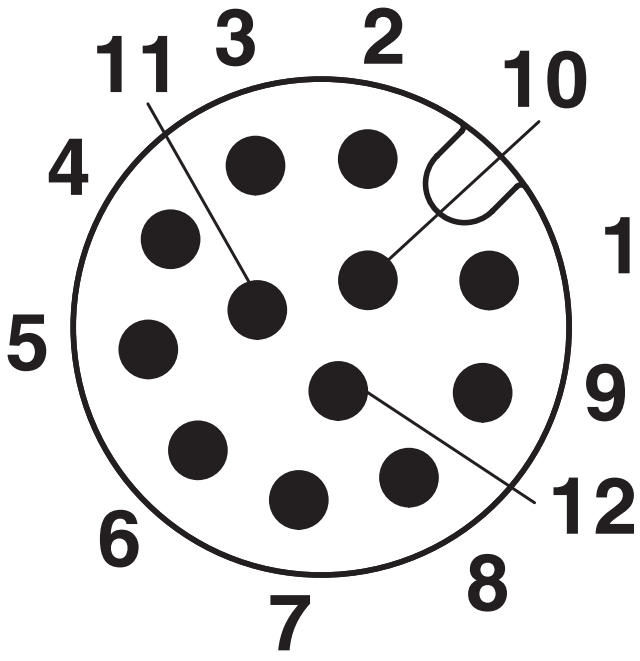

Pin assignment M12 male connector, 12-pos., male side view

Schematic diagram

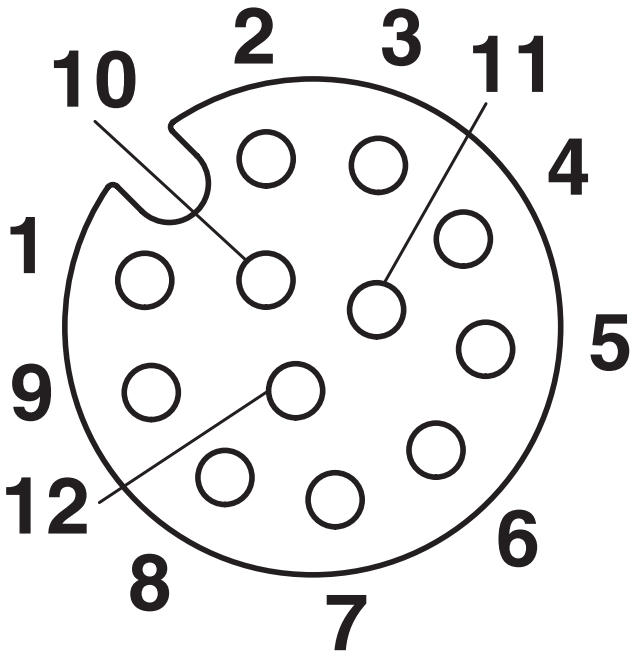

Pin assignment M12, 12-pos., female side view

Circuit diagram



Contact assignment of the M12 plug and the M23 socket

Approvals

To download certificates, visit the product detail page: https://www.phoenixcontact.com/us/products/1404940

UL Listed
Approval ID: E221474

	Nominal voltage U_N	Nominal current I_N	Cross section AWG	Cross section mm^2
keine				
	30 V	1 A	-	-

Classifications

ECLASS

ECLASS-13.0	27060311
ECLASS-15.0	27060311

ETIM

ETIM 10.0	EC001855

UNSPSC

UNSPSC 21.0	26121600

Environmental product compliance

EU RoHS

Fulfills EU RoHS substance requirements	Yes, No exemptions

China RoHS

Environment friendly use period (EFUP)	EFUP-E
	No hazardous substances above the limits

EU REACH SVHC

REACH candidate substance (CAS No.)	No substance above 0.1 wt%

EF3.1 Climate Change

CO2e kg	6.623 kg CO2e

Phoenix Contact 2026 © - all rights reserved
https://www.phoenixcontact.com

Phoenix Contact USA
586 Fulling Mill Road
Middletown, PA 17057, United States
(+717) 944-1300
info@phoenixcon.com