

# SACC-DSI-FSX-8CON-PG9-L180 SCO - Device connector rear mounting



1404741

<https://www.phoenixcontact.com/us/products/1404741>

Please be informed that the data shown in this PDF document is generated from our online catalog. Please find the complete data in the user documentation. Our general terms of use for downloads are valid.



Device connector rear mounting, Ethernet CAT6<sub>A</sub> (10 Gbps), 8-position, Socket, straight, M12-SPEEDCON, X-coding, Wave soldering, this item is expected to be lead-free from Q2 2026 in accordance with RoHS II without exception 6c (Pb < 0.1%), a lead-free alternative is possible on request in advance

## Your advantages

- Easy PCB assembly: one-piece connectors for wave soldering
- All standard pin assignments and codings for signal, data, and power transmission with a uniform design-in design
- For high transmission reliability: optional shield connection to the housing by means of shield contact

## Commercial data

Item number	1404741
Packing unit	20 pc
Minimum order quantity	20 pc
Sales key	AB26
Product key	ABQEHL
GTIN	4046356737029
Weight per piece (including packing)	15.752 g
Weight per piece (excluding packing)	14.775 g
Customs tariff number	85366990
Country of origin	DE

# SACC-DSI-FSX-8CON-PG9-L180 SCO - Device connector rear mounting



1404741

<https://www.phoenixcontact.com/us/products/1404741>

## Technical data

### Notes

Notes on operation	The electrical and mechanical data specified assumes that the connector pair is correctly locked and mounted. If the connector is unlocked and if there is a danger of pollution, the connector must be sealed using a protective cap >IP54. Influences arising from litz wires, cables, or PCB mounting must also be taken into consideration. Additional mechanical fixing of the PCB is required.
Order information:	Lock nut is included in the scope of delivery

### Mounting

Mounting type	Rear mounting (Pg9)
Tightening torque	2 Nm ... 3 Nm

### Product properties

Product type	Circular connectors (device side)
Application	Data
Sensor type	Ethernet
Number of positions	8
Shielded	yes
Coding	X
Thread type	M12

### Insulation characteristics

Overvoltage category	III
Degree of pollution	3

### Dimensions

Length of the solder pin	6 mm
	6 mm

### Material specifications

Material Housing	GD-Zn
Material Housing surface	Ni
Material Contact carrier	PPA
Material Contact	CuZn
Material Contact surface	Au
Material Seal	FKM
Flammability rating according to UL 94	V0

### Electrical properties

Rated surge voltage	0.8 kV
Contact resistance	≤ 3 mΩ

# SACC-DSI-FSX-8CON-PG9-L180 SCO - Device connector rear mounting



1404741

<https://www.phoenixcontact.com/us/products/1404741>

Insulation resistance	> 100 M $\Omega$
Nominal voltage U <sub>N</sub>	50 V AC
	60 V DC
Nominal current I <sub>N</sub>	0.5 A (Data)
Transmission speed	10 Gbps
Transmission characteristics (category)	CAT6 <sub>A</sub>

## Connection data

### Conductor connection

Connection method	Wave soldering
Contact connection type	Socket
Tightening torque	2 Nm ... 3 Nm

## Mechanical properties

### Mechanical data

Insertion/withdrawal cycles	≥ 100
-----------------------------	-------

## Connector

### Connection 1

Head design	Socket
Head cable outlet	straight
Head thread type	M12
Head locking type	SPEEDCON
Coding	X

## Cable/line

Signal type/category	Ethernet CAT6 <sub>A</sub> , 10 Gbps
----------------------	--------------------------------------

## Environmental and real-life conditions

### Ambient conditions

Degree of protection	IP67 (When plugged in)
Ambient temperature (operation) (male connector/female connector)	-40 °C ... 85 °C
UL Type Rating	Type 4 (indoor use only)

## Standards and regulations

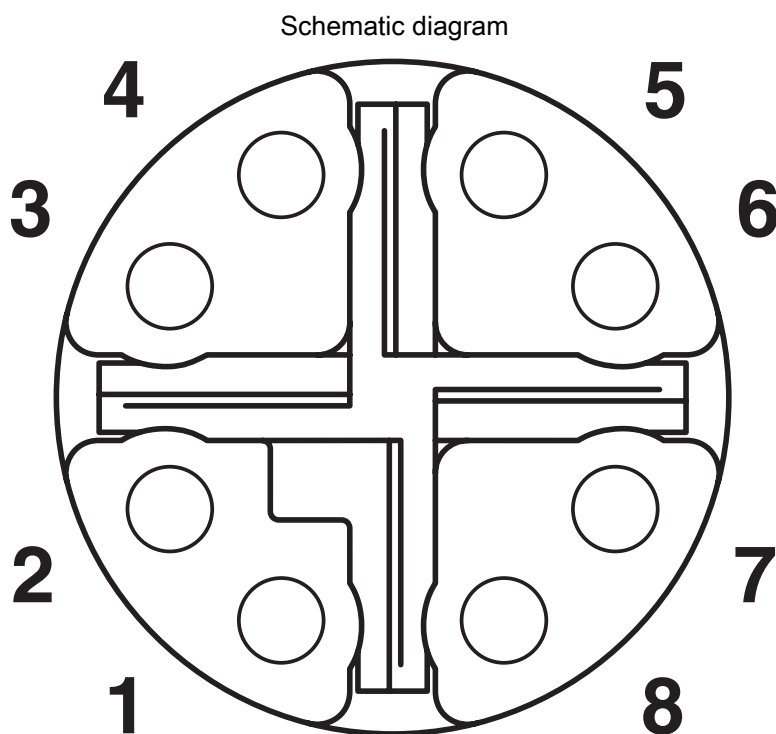
Standard designation	M12 circular connector
Standards/specifications	according to IEC 61076-2-109
Standard designation	Shock, vibration
Standards/specifications	according to EN 50155
Standard designation	Shock, vibration
Standards/specifications	according to EN 61373:2011

# SACC-DSI-FSX-8CON-PG9-L180 SCO - Device connector rear mounting

1404741

<https://www.phoenixcontact.com/us/products/1404741>

## Drawings



M12 socket pin assignment, 8-pos, view of socket side

# SACC-DSI-FSX-8CON-PG9-L180 SCO - Device connector rear mounting





1404741

<https://www.phoenixcontact.com/us/products/1404741>

## Approvals

To download certificates, visit the product detail page: <https://www.phoenixcontact.com/us/products/1404741>

 <b>cUL Recognized</b> Approval ID: E335024-20120308				
	Nominal voltage $U_N$	Nominal current $I_N$	Cross section AWG	Cross section $mm^2$
keine				
	60 V	0.5 A	-	-

 <b>UL Recognized</b> Approval ID: E335024-20120308				
	Nominal voltage $U_N$	Nominal current $I_N$	Cross section AWG	Cross section $mm^2$
keine				
	60 V	0.5 A	-	-

# SACC-DSI-FSX-8CON-PG9-L180 SCO - Device connector rear mounting



1404741

<https://www.phoenixcontact.com/us/products/1404741>

## Classifications

### ECLASS

ECLASS-13.0	27440110
ECLASS-15.0	27440110

### ETIM

ETIM 10.0	EC003568
-----------	----------

### UNSPSC

UNSPSC 21.0	39121400
-------------	----------

# SACC-DSI-FSX-8CON-PG9-L180 SCO - Device connector rear mounting



1404741

<https://www.phoenixcontact.com/us/products/1404741>

## Environmental product compliance

### EU RoHS

Fulfills EU RoHS substance requirements	Yes
Exemption	6(c)

### China RoHS

Environment friendly use period (EFUP)	EFUP-50
	An article-related China RoHS declaration table can be found in the download area for the respective article under "Manufacturer declaration". For all articles with EFUP-E, no China RoHS declaration table issued and required.

### EU REACH SVHC

REACH candidate substance (CAS No.)	Lead(CAS: 7439-92-1)
SCIP	b720dd2e-e3ac-46c1-b1fd-36d4e51c5d3c

Phoenix Contact 2026 © - all rights reserved  
<https://www.phoenixcontact.com>

Phoenix Contact USA  
586 Fulling Mill Road  
Middletown, PA 17057, United States  
(+717) 944-1300  
[info@phoenixcon.com](mailto:info@phoenixcon.com)