


VS-IP67-IP20-94F-LI/6,5 - Network cable



1400836

<https://www.phoenixcontact.com/us/products/1400836>

Please be informed that the data shown in this PDF document is generated from our online catalog. Please find the complete data in the user documentation. Our general terms of use for downloads are valid.



Assembled Ethernet cable, CAT6, shielded, 4-pair, AWG 26 stranded (7-wire), RAL 5021 (water blue), RJ45 connector/IP67, gray on RJ45 connector/IP20, line, length 6.5 m

Commercial data

Item number	1400836
Packing unit	1 pc
Minimum order quantity	50 pc
Note	Made to order (non-returnable)
Product key	ABNABF
GTIN	4046356508216
Weight per piece (including packing)	325.2 g
Weight per piece (excluding packing)	316.373 g
Country of origin	PL

VS-IP67-IP20-94F-LI/6,5 - Network cable



1400836

<https://www.phoenixcontact.com/us/products/1400836>

Technical data

Product properties

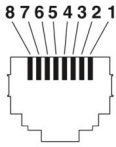
Product type	Data cable preassembled
Product family	RJ45 INDUSTRIAL IE8 CAT6A
Sensor type	Ethernet
Number of positions	8
Shielded	yes

Electrical properties

Transmission speed	10 Gbps
Transmission characteristics (category)	CAT6
Transmission speed	10 Gbps

Connector

Connection 1

Dimensional drawing	 <p>Connector pin assignment plug RJ45</p>
Type	RJ45 Plug, straight, 8-position, Snap-in locking
Number of positions	8
Signal type/category	Ethernet CAT6 (IEC 11801:2002), 1 Gbps
Insertion/withdrawal cycles	≥ 750
Insertion force	30 N (per signal contact)
Withdrawal force	50 N (per signal contact)
Degree of pollution	2
Material Contact	CuSn
Material Contact surface	Ni/Au
Material Contact carrier	PC
Color (Housing)	gray
Flammability rating according to UL 94	V2
Degree of protection	IP67 IP65
Ambient temperature (operation)	-40 °C ... 60 °C


Connection 2

VS-IP67-IP20-94F-LI/6,5 - Network cable



1400836


<https://www.phoenixcontact.com/us/products/1400836>

Dimensional drawing	 <p>Connector pin assignment plug RJ45</p>
Type	RJ45 Plug, straight, 8-position
Number of positions	8
Signal type/category	Ethernet CAT5 (IEC 11801:2002), 1 Gbps
Insertion/withdrawal cycles	≥ 750
Insertion force	30 N (per signal contact)
Withdrawal force	50 N (per signal contact)
Degree of pollution	2
Material Contact	CuSn
Material Contact surface	Ni/Au
Material Contact carrier	PC
Material Housing	PA
Color (Housing)	gray
Flammability rating according to UL 94	V2
Degree of protection	IP20
Ambient temperature (operation)	-40 °C ... 60 °C

Cable/line

Cable length	6.50 m
--------------	--------

Ethernet 10 Gbit [94F]

Dimensional drawing	
UL AWM Style	21238 (80 °C / 600 V)
Number of positions	8
Shielded	yes
Cable type	Ethernet 10 Gbit [94F]
Conductor structure	4x2xAWG26/7; S/FTP
AWG signal line	26
Conductor cross-section	4x 2x 0.14 mm ²

VS-IP67-IP20-94F-LI/6,5 - Network cable



1400836

<https://www.phoenixcontact.com/us/products/1400836>

Wire diameter incl. insulation	1 mm ±0.05 mm
External cable diameter	6.40 mm ±0.2 mm
Outer sheath, material	PUR
External sheath, color	water blue RAL 5021
Conductor material	Bare Cu litz wires
Material wire insulation	Foamed PE
Single wire, color	white/blue-blue, white/orange-orange, white/green-green, white/brown-brown
Twisted pairs	2 cores to the pair
Overall twist	4 pairs for core
Optical shield covering	70 %
Insulation resistance	≥ 500 MΩ*km
Loop resistance	≤ 290.00 Ω/km
Wave impedance	100 Ω ±5 Ω (at 100 MHz)
Nominal voltage, cable	≤ 100 V
Test voltage Core/Core	2000 V (50 Hz, 1 min.)
Test voltage Core/Shield	2000.00 V (50 Hz, 1 min.)
Minimum bending radius, fixed installation	4 x D
Minimum bending radius, flexible installation	8 x D
Smallest bending radius, fixed installation	26 mm
Smallest bending radius, movable installation	51 mm
Halogen-free	according to IEC 60754-1
Flame resistance	according to IEC 60332-1-2
	in accordance with UN ECE-R 118.03
	according to CSA C 22.2 No. 210-FT1
Resistance to oil	in accordance with DIN EN 60811-404
Ambient temperature (operation)	-40 °C ... 80 °C (cable, fixed installation)
	-20 °C ... 80 °C (Cable, flexible installation)

VS-IP67-IP20-94F-LI/6,5 - Network cable

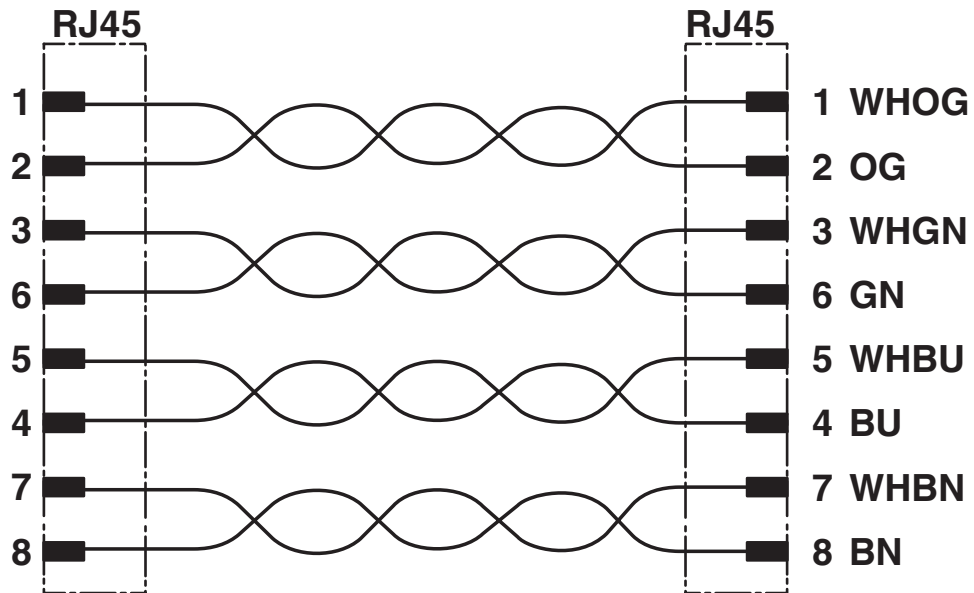
1400836

<https://www.phoenixcontact.com/us/products/1400836>



Drawings

Circuit diagram



VS-IP67-IP20-94F-LI/6,5 - Network cable



1400836

<https://www.phoenixcontact.com/us/products/1400836>

Approvals

🔗 To download certificates, visit the product detail page: <https://www.phoenixcontact.com/us/products/1400836>



EAC

Approval ID: 19060508

VS-IP67-IP20-94F-LI/6,5 - Network cable



1400836

<https://www.phoenixcontact.com/us/products/1400836>

Classifications

ECLASS

ECLASS-13.0	27060307
ECLASS-15.0	27060307

ETIM

ETIM 10.0	EC001855
-----------	----------

UNSPSC

UNSPSC 21.0	26121600
-------------	----------

VS-IP67-IP20-94F-LI/6,5 - Network cable



1400836

<https://www.phoenixcontact.com/us/products/1400836>

Environmental product compliance

EU RoHS

Fulfills EU RoHS substance requirements	Yes, No exemptions
---	--------------------

China RoHS

Environment friendly use period (EFUP)	EFUP-E
	No hazardous substances above the limits

EU REACH SVHC

REACH candidate substance (CAS No.)	6,6'-di-tert-butyl-2,2'-methylenedi-p-cresol(CAS: 119-47-1)
SCIP	72d405a5-59c0-4fe7-8ee6-eff83b3976bf

Phoenix Contact 2026 © - all rights reserved

<https://www.phoenixcontact.com>

Phoenix Contact USA
586 Fulling Mill Road
Middletown, PA 17057, United States
(+717) 944-1300
info@phoenixcon.com