

CABLE-FLK14/AXIO/OE/0,14/0,5M - Cable



1369888

<https://www.phoenixcontact.com/us/products/1369888>

Please be informed that the data shown in this PDF document is generated from our online catalog. Please find the complete data in the user documentation. Our general terms of use for downloads are valid.



Round cable set; controller: Axioline Realtime I/O; connection 1: Single wires (8-position) (The wires are marked and fitted with ferrules); connection 2: IDC/FLK socket strip (1x 14-position); cable length: 0.5 m

Your advantages

- 8 preassembled open ends, for connection to the Axioline real-time I/O system
- 1:1 connection
- Transmission of groups of 8 channels

Commercial data

Item number	1369888
Packing unit	1 pc
Minimum order quantity	1 pc
Sales key	C421
Product key	DK221P
GTIN	4063151727215
Weight per piece (including packing)	31.1 g
Weight per piece (excluding packing)	30 g
Customs tariff number	85444290
Country of origin	DE

CABLE-FLK14/AXIO/OE/0,14/0,5M - Cable



1369888

<https://www.phoenixcontact.com/us/products/1369888>

Technical data

Product properties

Product type	System cable
--------------	--------------

Environmental and real-life conditions

Ambient conditions

Degree of protection	IP00
Degree of protection (Installation location)	≥ IP54 (Installation location)
Ambient temperature (operation) (fixed installation)	-40 °C ... 70 °C (fixed installation)
Ambient temperature (operation) (flexible installation)	-10 °C ... 70 °C (flexible installation)
Ambient temperature (storage/transport)	-40 °C ... 80 °C
Altitude	≤ 2000 m

Electrical properties

Operating voltage (AC)	≤ 30 V AC
Operating voltage (DC)	≤ 60 V DC
Nominal operating mode	100% operating factor
Current (Per path, 50°C)	≤ 1 A (Uncoiled, see derating)
Current (Per path, 70°C)	≤ 0.6 A (Uncoiled, see derating)

Supported controller: PHOENIX CONTACT Axioline

Suitable I/O card	AXL F DI16...
	AXL F DI32...
	AXL F DI64...
	AXL F DO16...
	AXL F DO32...
	AXL F DO64...
	AXL F DI16/DO16...
	AXL F DI16/DO8...
	AXL SE DI16...
	AXL SE DO16...

Cable/line

Cable length	0.5 m
--------------	-------

10X0.14 [PVC]

UL AWM Style	2464/1061
Number of positions	10
Shielded	no
Cable type	10X0.14 [PVC]
Conductor type	Round cable set
Conductor structure signal line	7x 0.16 mm
AWG signal line	26

CABLE-FLK14/AXIO/OE/0,14/0,5M - Cable



1369888

<https://www.phoenixcontact.com/us/products/1369888>


Conductor cross-section	10x 0.14 mm ²
Wire diameter incl. insulation	1 mm ±0.03 mm
External cable diameter	6.10 mm ±0.4 mm
Outer sheath, material	Semi-rigid PVC
External sheath, color	gray
Conductor material	Tin-plated Cu litz wires
Cable resistance	≤ 145 Ω/km (20 °C)
Insulation resistance	≥ 20 MΩ*km (20 °C)
Smallest bending radius, fixed installation	52 mm
Smallest bending radius, movable installation	98 mm
Dynamic load capacity (bending)	Max. bending cycles: 5000
Halogen-free	no
Flame resistance	IEC 60332-1-2 (raw cable)
	VDE 0842, Part 332-1-2 (raw cable)
	IEC 60332-3-22 (raw cable)
	UL VW-1
	CSA FT-1
Resistance to oil	can withstand occasional splashes (raw cable)
Cable type	Cable for one module

Color code: Single-core wire

black	IDC/FLK14 (1) = ()
brown	IDC/FLK14 (2) = ()
red	IDC/FLK14 (3) = ()
orange	IDC/FLK14 (4) = ()
yellow	IDC/FLK14 (5) = ()
green	IDC/FLK14 (6) = ()
blue	IDC/FLK14 (7) = ()
violet	IDC/FLK14 (8) = ()

Connection data

Connection 1

Connection method	Single wires
Stripping length (Sheath)	≈  mm
Number of positions	8
Note	The wires are marked and fitted with ferrules

Connection 2

Connection in acc. with standard	IEC 60603-13 (in compliance)
Connection method	IDC/FLK socket strip
Number of connections	1
Number of positions	14
Conductor cross-section AWG	26
Insertion/withdrawal cycles	> 50

CABLE-FLK14/AXIO/OE/0,14/0,5M - Cable



1369888

<https://www.phoenixcontact.com/us/products/1369888>

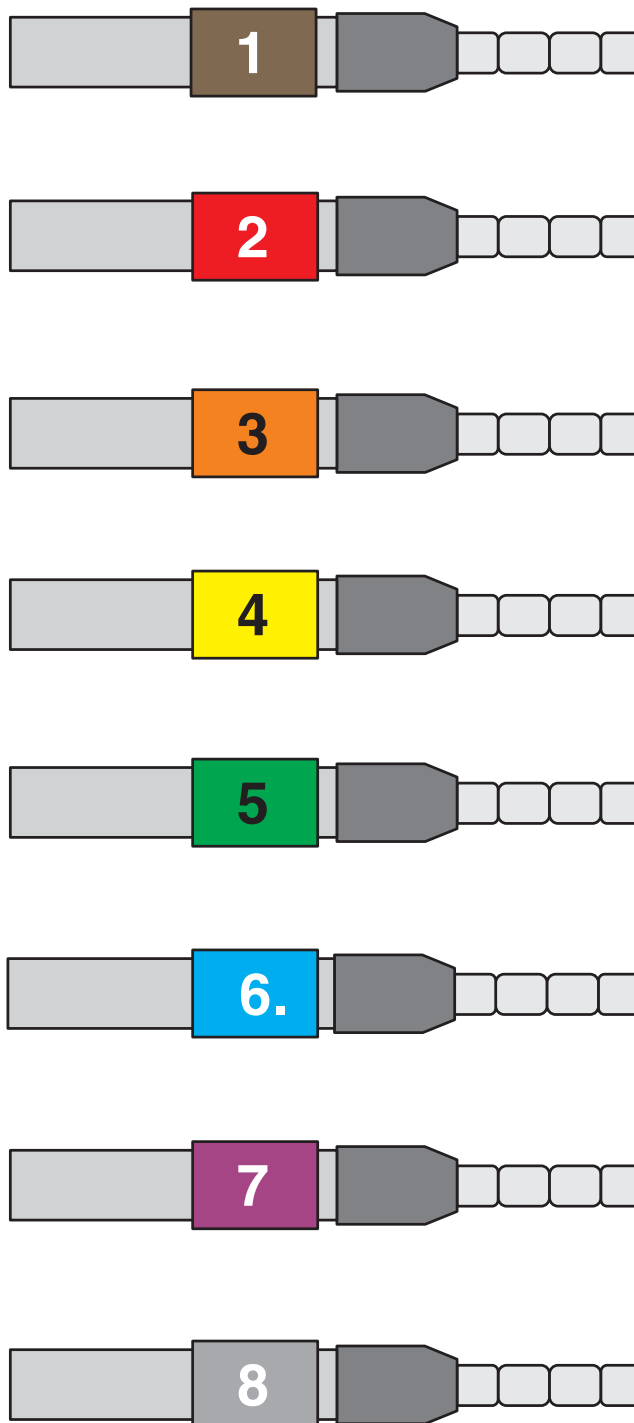
Pitch	2.54 mm
-------	---------

Notes

Notes on operation	For proper use, the specifications of the installation directive (see Downloads) must be observed. For applications or use with third-party products, the specifications, and the safety and warning instructions of the respective third-party manufacturer must also be met.
--------------------	--

Drawings

Schematic diagram



CABLE-FLK14/AXIO/OE/0,14/0,5M - Cable



1369888


<https://www.phoenixcontact.com/us/products/1369888>

Approvals

🔗 To download certificates, visit the product detail page: <https://www.phoenixcontact.com/us/products/1369888>

 **UL Listed**
Approval ID: E238705

 **cUL Listed**
Approval ID: E238705

 **EAC**
Approval ID: RU*-DE.HB*35.B00385

CABLE-FLK14/AXIO/OE/0,14/0,5M - Cable



1369888

<https://www.phoenixcontact.com/us/products/1369888>

Classifications

ECLASS

ECLASS-13.0	27242220
ECLASS-15.0	27242220

ETIM

ETIM 10.0	EC000237
-----------	----------

UNSPSC

UNSPSC 21.0	26121600
-------------	----------

CABLE-FLK14/AXIO/OE/0,14/0,5M - Cable



1369888

<https://www.phoenixcontact.com/us/products/1369888>

Environmental product compliance

EU RoHS

Fulfills EU RoHS substance requirements	Yes, No exemptions
---	--------------------

China RoHS

Environment friendly use period (EFUP)	EFUP-E
	No hazardous substances above the limits

EU REACH SVHC

REACH candidate substance (CAS No.)	No substance above 0.1 wt%
-------------------------------------	----------------------------

Phoenix Contact 2026 © - all rights reserved
<https://www.phoenixcontact.com>

Phoenix Contact USA
586 Fulling Mill Road
Middletown, PA 17057, United States
(+717) 944-1300
info@phoenixcon.com