

QUINT4-PS/1AC/24DC/20+/C01 - Power supply



1364968

<https://www.phoenixcontact.com/us/products/1364968>

Please be informed that the data shown in this PDF document is generated from our online catalog. Please find the complete data in the user documentation. Our general terms of use for downloads are valid.



Preconfigured version of the primary-switched QUINT POWER power supply with preset output voltage (24.5 V), input: 1-phase, output: 24 V DC/20 A

Your advantages

- Most powerful output side: easy system expansion, reliable heavy load startup and miniature circuit breaker tripping
- Most robust input side: high noise immunity, thanks to integrated gas-filled surge arrester (up to 6 kV) and ≥ 20 ms mains failure buffer time
- Most comprehensive signaling: preventive function monitoring reports critical operating states before errors occur
- Available pre-configured: from a batch quantity of just 1

Commercial data

Item number	1364968
Packing unit	1 pc
Minimum order quantity	1 pc
Note	Made to order (non-returnable)
Product key	CMPI13
GTIN	4063151711726
Weight per piece (including packing)	1,731 g
Weight per piece (excluding packing)	1,593 g
Country of origin	TH

Technical data

Input data

Control input (configurable) Rem	Output power ON/OFF (SLEEP MODE)
Default	Output power ON (>40 k Ω /24 V DC/open bridge between Rem and SGnd)

AC operation

Network type	Star network
Nominal input voltage range	100 V AC ... 240 V AC
Input voltage range	100 V AC ... 240 V AC -15 % ... +10 %
Electric strength, max.	300 V AC 60 s
Typical national grid voltage	120 V AC 230 V AC
Voltage type of supply voltage	AC
Inrush current	typ. 10 A (at 25 °C)
Inrush current integral (I^2t)	< 0.3 A ² s
Inrush current limitation	10 A (after 1 ms)
AC frequency range	50 Hz ... 60 Hz -10 % ... +10 %
Frequency range (f_N)	50 Hz ... 60 Hz -10 % ... +10 % 16.7 Hz (acc. to EN 50163)
Mains buffering time	typ. 36 ms (120 V AC) typ. 36 ms (230 V AC)
Current consumption	6.8 A (100 V AC) 5.5 A (120 V AC) 2.8 A (230 V AC) 2.7 A (240 V AC)
Nominal power consumption	520 VA
Protective circuit	Transient surge protection; Varistor, gas-filled surge arrester
Switch-on time	< 1 s
Typical response time	300 ms (from SLEEP MODE)
Input fuse	12 A (slow-blow, internal)
Recommended breaker for input protection	10 A ... 16 A (Characteristic B, C, D, K or comparable)
Discharge current to PE	< 3.5 mA 1.7 mA (264 V AC, 60 Hz)

DC operation

Nominal input voltage range	110 V DC ... 250 V DC
Input voltage range	110 V DC ... 250 V DC -18 % ... +40 %
Voltage type of supply voltage	DC
Current consumption	6 A (110 V DC) 2.5 A (250 V DC)

Output data

QUINT4-PS/1AC/24DC/20/+/C01 - Power supply



1364968

<https://www.phoenixcontact.com/us/products/1364968>

Efficiency	typ. 92.7 % (120 V AC)
	typ. 94.2 % (230 V AC)
Nominal output voltage	24 V DC
Setting range of the output voltage (U_{Set})	24 V DC ... 28 V DC (constant capacity)
Nominal output current (I_N)	20 A
Static Boost ($I_{Stat.Boost}$)	25 A
Dynamic Boost ($I_{Dyn.Boost}$)	30 A (5 s)
Selective Fuse Breaking (I_{SFB})	120 A (15 ms)
Magnetic circuit breaker tripping	A1...A16 / B2...B13 / C1...C6 / Z1...Z16
Derating	> 60 °C ... 70 °C (2.5 %/K)
Feedback voltage resistance	≤ 35 V DC
Protection against overvoltage at the output (OVP)	< 30 V DC (double protection with shut off within 20 ms)
Control deviation	< 0.5 % (Static load change 10 % ... 90 %)
	< 2 % (Dynamic load change 10 % ... 90 %, (10 Hz))
	< 0.25 % (change in input voltage ±10 %)
Residual ripple	< 30 mV _{PP} (with nominal values)
Short-circuit-proof	yes
No-load proof	yes
Output power	480 W
	600 W
	720 W
Maximum no-load power dissipation	< 5 W (120 V AC)
	< 5 W (230 V AC)
Power loss nominal load max.	< 38 W (120 V AC)
	< 30 W (230 V AC)
Power dissipation SLEEP MODE	< 3 W (120 V AC)
	< 3 W (230 V AC)
Crest factor	typ. 1.54 (120 V AC)
	typ. 1.6 (230 V AC)
Rise time	< 1 s ($U_{Out} = 10 \% \dots 90 \%$)
Connection in parallel	yes, for redundancy and increased capacity
Connection in series	yes

Signal

Signal ground SGnd	Reference potential for Out1, Out2, and Rem
--------------------	---

Signal Out 1 (configurable)

Digital	24 V DC 20 mA
Default	24 V DC 20 mA 24 V DC for $U_{Out} > 0.9 \times U_{Set}$

Signal Out 2 (configurable)

Digital	24 V DC 20 mA
Analog	4 mA ... 20 mA ±5 % (Load ≤400 Ω)
Default	24 V DC 20 mA 24 V DC for $P_{Out} < P_N$

Signal relay 13/14 (configurable)

QUINT4-PS/1AC/24DC/20/+/C01 - Power supply



1364968

<https://www.phoenixcontact.com/us/products/1364968>

Default	closed ($U_{out} > 0.9 U_{Set}$)
Digital	24 V DC 1 A
	30 V AC/DC 0.5 A

Connection data

Input

Connection method	Screw connection
Conductor cross-section, rigid min.	0.2 mm ²
Conductor cross-section, rigid max.	6 mm ²
Conductor cross-section flexible min.	0.2 mm ²
Conductor cross-section flexible max.	4 mm ²
Single conductor/flexible terminal point with ferrule with plastic sleeve, min.	0.25 mm ²
Single conductor/flexible terminal point with ferrule with plastic sleeve, max.	4 mm ²
Single conductor/flexible terminal point with ferrule without plastic sleeve, min.	0.25 mm ²
Single conductor/flexible terminal point with ferrule without plastic sleeve, max.	4 mm ²
Conductor cross-section AWG min.	30
Conductor cross-section AWG max.	10
Stripping length	8 mm
Tightening torque, min	0.5 Nm
Tightening torque max	0.6 Nm

Output

Connection method	Screw connection
Conductor cross-section, rigid min.	0.2 mm ²
Conductor cross-section, rigid max.	6 mm ²
Conductor cross-section flexible min.	0.2 mm ²
Conductor cross-section flexible max.	4 mm ²
Single conductor/flexible terminal point with ferrule with plastic sleeve, min.	0.25 mm ²
Single conductor/flexible terminal point with ferrule with plastic sleeve, max.	4 mm ²
Single conductor/flexible terminal point with ferrule without plastic sleeve, min.	0.25 mm ²
Single conductor/flexible terminal point with ferrule without plastic sleeve, max.	4 mm ²
Conductor cross-section AWG min.	30
Conductor cross-section AWG max.	10
Stripping length	8 mm
Tightening torque, min	0.5 Nm
Tightening torque max	0.6 Nm

Signal

Connection method	Push-in connection
-------------------	--------------------

QUINT4-PS/1AC/24DC/20+/C01 - Power supply



1364968

<https://www.phoenixcontact.com/us/products/1364968>

Conductor cross-section, rigid min.	0.2 mm ²
Conductor cross-section, rigid max.	1 mm ²
Conductor cross-section flexible min.	0.2 mm ²
Conductor cross-section flexible max.	1.5 mm ²
Single conductor/flexible terminal point with ferrule with plastic sleeve, min.	0.2 mm ²
Single conductor/flexible terminal point with ferrule with plastic sleeve, max.	0.75 mm ²
Single conductor/flexible terminal point with ferrule without plastic sleeve, min.	0.2 mm ²
Single conductor/flexible terminal point with ferrule without plastic sleeve, max.	1.5 mm ²
Conductor cross-section AWG min.	24
Conductor cross-section AWG max.	16
Stripping length	8 mm

Signaling

Types of signaling	LED
	Floating signal contact
	Active signal output Out1 (digital, configurable)
	Active signal output Out2 (analog, configurable)
	Remote contact
	Signal ground SGnd

Signal output

P _{Out}	> 100 % (LED lights up yellow, output power > 480 W)
	> 75 % (LED lights up green, output power > 360 W)
	> 50 % (LED lights up green, output power > 240 W)
U _{Out}	> 0.9 × U _{Set} (LED lights up green)
	< 0.9 × U _{Set} (LED flashes green)

Electrical properties

Number of phases	1
Insulation voltage input/output	4 kV AC (type test)
	2 kV AC (routine test)
Switching frequency	90.00 kHz ... 110.00 kHz (Auxiliary converter stage)
	70.00 kHz ... 330.00 kHz (Main converter stage)
	50.00 kHz ... 70.00 kHz (PFC stage)

Product properties

Product type	Power supply
Product family	QUINT POWER
MTBF (IEC 61709, SN 29500)	> 868000 h (25 °C)
	> 524000 h (40 °C)
	> 239000 h (60 °C)

QUINT4-PS/1AC/24DC/20+/C01 - Power supply



1364968

<https://www.phoenixcontact.com/us/products/1364968>

Insulation characteristics

Protection class	I
Degree of pollution	2

Life expectancy (electrolytic capacitors)

Current	10 A
Temperature	40 °C
Time	392000 h
Additional text	120 V AC

Life expectancy (electrolytic capacitors)

Current	10 A
Temperature	40 °C
Time	447000 h
Additional text	230 V AC

Life expectancy (electrolytic capacitors)

Current	20 A
Temperature	25 °C
Time	378000 h
Additional text	120 V AC

Life expectancy (electrolytic capacitors)

Current	20 A
Temperature	25 °C
Time	499000 h
Additional text	230 V AC

Life expectancy (electrolytic capacitors)

Current	20 A
Temperature	40 °C
Time	133000 h
Additional text	120 V AC

Life expectancy (electrolytic capacitors)

Current	20 A
Temperature	40 °C
Time	176000 h
Additional text	230 V AC

Dimensions

QUINT4-PS/1AC/24DC/20/+/C01 - Power supply



1364968

<https://www.phoenixcontact.com/us/products/1364968>

Dimensional drawing	
Width	70 mm
Height	130 mm
Depth	125 mm

Installation dimensions

Installation distance right/left	5 mm / 5 mm
Installation distance top/bottom	50 mm / 50 mm

Alternative assembly

Width	122 mm
Height	130 mm
Depth	73 mm

Mounting

Mounting type	DIN rail mounting
Assembly note	Alignable: horizontally 0 mm at $P_{out} < 50\% P_N$, 5 mm at $P_{out} \geq 50\% P_N$, next to active components 15 mm, vertically 50 mm
Mounting position	horizontal DIN rail NS 35, EN 60715
With protective coating	yes

Material specifications

Flammability rating according to UL 94 (housing / terminal blocks)	V0
Housing material	Metal
Hood version	Stainless steel X6Cr17
Side element version	Aluminum

Environmental and real-life conditions

Ambient conditions

Degree of protection	IP20
Ambient temperature (operation)	-40 °C ... 75 °C (> 60 °C Derating: 2,5 %/K)
Ambient temperature (storage/transport)	-40 °C ... 85 °C
Maximum altitude	≤ 5000 m (> 2000 m, observe derating)
Climatic class	3K3 (in acc. with EN 60721)
Max. permissible relative humidity (operation)	≤ 100 % (at 25 °C, non-condensing)
Shock	18 ms, 30g, in each space direction (according to IEC 60068-2-27)

QUINT4-PS/1AC/24DC/20/+/C01 - Power supply



1364968

<https://www.phoenixcontact.com/us/products/1364968>

Vibration (operation)	5 Hz ... 100 Hz resonance search 2.3g, 90 min., resonance frequency 2.3g, 90 min. (according to DNV GL Class C)
-----------------------	---

Standards and regulations

Rail applications	EN 50121-3-2
	EN 50121-4
	EN 50121-5
	EN 50163
	IEC 62236-3-2
	IEC 62236-4
	IEC 62236-5
HART FSK Physical Layer Test Specification Compliance	Output voltage U_{Out} compliant
Standard – Limitation of mains harmonic currents	EN 61000-3-2
Standard - Electrical safety	IEC 61010-2-201 (SELV)
Explosive atmosphere	IEC 60079-0
	IEC 60079-7
	IEC 60079-11
	IEC 60079-15
Standard – Safety extra-low voltage	IEC 61010-1 (SELV)
	IEC 61010-2-201 (PELV)
Standard - Safe isolation	IEC 61558-2-16
	IEC 61010-2-201
Standard - safety for equipment for measurement, control, and laboratory use	IEC 61010-1
Standard - Safety of transformers	EN 61558-2-16
Approval - requirement of the semiconductor industry with regard to mains voltage dips	SEMI F47-0706, EN 61000-4-11

Approvals

CSA	CAN/CSA-C22.2 No. 60950-1-07
	CSA-C22.2 No. 107.1-01
Shipbuilding approval	DNV GL applied for
SIQ	BG (type approved)
UL approvals	UL Listed UL 508
	UL/C-UL Recognized UL 60950-1
	UL ANSI/ISA-12.12.01 Class I, Division 2, Groups A, B, C, D (Hazardous Location)

Conformity/Approvals

ATEX	SIQ 21 ATEX 286 X
	⊕ II 3 G Ex ec ic nC IIC T4 Gc X
INMETRO	DNV 19.0187 X
IECEX	IECEX SIQ 18.0005X
	Ex ec ic nC IIC T4 Gc
Functional Safety in accordance with IEC 61508	SIL 3

EMC data

Electromagnetic compatibility	Conformance with EMC Directive 2014/30/EU
Low Voltage Directive	Conformance with Low Voltage Directive 2014/35/EC
EMC requirements for noise emission	EN 61000-6-3
	EN 61000-6-4
EMC requirements for noise immunity	EN 61000-6-1
	EN 61000-6-2
EMC requirements, power plant	IEC 61850-3
	EN 61000-6-5
Conducted noise emission	
Standards/regulations	EN 55016
	EN 61000-6-3 (Class B)
Noise emission	
Standards/regulations	Additional basic standard EN 61000-6-5 (immunity in switching devices), IEC/EN 61850-3 (power supply)
Noise emission	
Standards/regulations	EN 55016
	EN 61000-6-3 (Class B)
DNV GL conducted noise emissions	
DNV	Class A
Additional text	Area power distribution
DNV GL noise radiation	
DNV	Class B
Additional text	Bridge and deck area
Harmonic currents	
Standards/regulations	EN 61000-3-2
	EN 61000-3-2 (Class A)
Frequency range	0 kHz ... 2 kHz
Flicker	
Standards/regulations	EN 61000-3-3
	EN 61000-3-3
Frequency range	0 kHz ... 2 kHz
Electrostatic discharge	
Standards/regulations	EN 61000-4-2
Electrostatic discharge	
Contact discharge	8 kV (Test Level 4)
Discharge in air	15 kV (Test Level 4)
Comments	Criterion A

QUINT4-PS/1AC/24DC/20+/C01 - Power supply



1364968

<https://www.phoenixcontact.com/us/products/1364968>

Electromagnetic HF field

Standards/regulations	EN 61000-4-3
-----------------------	--------------

Electromagnetic HF field

Frequency range	80 MHz ... 1 GHz
Test field strength	20 V/m (Test Level 3)
Frequency range	1 GHz ... 6 GHz
Test field strength	10 V/m (Test Level 3)
Comments	Criterion A

Fast transients (burst)

Standards/regulations	EN 61000-4-4
-----------------------	--------------

Fast transients (burst)

Input	4 kV (Test Level 4 - asymmetrical)
Output	4 kV (Test Level 4 - asymmetrical)
Signal	4 kV (Test Level 4 - asymmetrical)
Comments	Criterion A

Surge voltage load (surge)

Standards/regulations	EN 61000-4-5
-----------------------	--------------

Surge voltage load (surge)

Input	typ. 3 kV (Test Level 4 - symmetrical)
	typ. 6 kV (Test Level 4 - asymmetrical)
Output	1 kV (Test Level 3 - symmetrical)
	2 kV (Test Level 3 - asymmetrical)
Signal	4 kV (Test Level 4 - asymmetrical)
Comments	Criterion A

Conducted interference

Standards/regulations	EN 61000-4-6
-----------------------	--------------

Conducted interference

Input/output/signal	asymmetrical
Frequency range	0.15 MHz ... 80 MHz
Comments	Criterion A
Voltage	10 V (Test Level 3)

Power frequency magnetic field

Standards/regulations	EN 61000-4-8
Frequency	16.7 Hz
	50 Hz
	60 Hz
Test field strength	100 A/m
Additional text	60 s
Comments	Criterion A

QUINT4-PS/1AC/24DC/20+/C01 - Power supply



1364968

<https://www.phoenixcontact.com/us/products/1364968>

Frequency	50 Hz
	60 Hz
Frequency range	50 Hz ... 60 Hz
Test field strength	1 kA/m
Additional text	3 s
Frequency	0 Hz
Test field strength	300 A/m
Additional text	DC, 60 s

Voltage dips

Standards/regulations	EN 61000-4-11
Voltage	230 V AC
Frequency	50 Hz
Voltage dip	70 %
Number of periods	0.5 / 1 / 25 / 30 periods
Additional text	Test Level 2
Comments	Criterion A: 0.5 / 1 / 25 / 30 periods
Voltage dip	40 %
Number of periods	5 / 10 / 50 periods
Additional text	Test Level 2
Comments	Criterion A
Voltage dip	0 %
Number of periods	0,5 / 1 / 5 / 50 / 250 periods
Additional text	Test Level 2
Comments	Criterion A: 0.5 / 1 period Criterion B: 5 / 50 / 250 periods

Pulse-shape magnetic field

Standards/regulations	EN 61000-4-9
Test field strength	1000 A/m
Comments	Criterion A

Attenuated sinusoidal oscillations (ring wave)

Standards/regulations	EN 61000-4-12
Input	2 kV (Test Level 4 - symmetrical) 4 kV (Test Level 4 - asymmetrical)
Comments	Criterion A

Asymmetrical conducted disturbance variables

Standards/regulations	EN 61000-4-16
Test level 1	15 Hz 150 Hz (Test Level 4)
Voltage	30 V 3 V
Test level 2	150 Hz 1.5 kHz (Test Level 4)
Voltage	3 V
Test level 3	1.5 kHz 15 kHz (Test Level 4)
Voltage	3 V 30 V

QUINT4-PS/1AC/24DC/20+/C01 - Power supply



1364968

<https://www.phoenixcontact.com/us/products/1364968>

Test level 4	15 kHz 150 kHz (Test Level 4)
Voltage	30 V
Test level 5	16.7 Hz 50 Hz 60 Hz (Test Level 4)
Voltage	30 V (Permanent)
Test level 6	150 Hz 180 Hz (Test Level 4)
Voltage	30 V (Permanent)
Test level 7	16.7 Hz 50 Hz 60 Hz (Test Level 4)
Voltage	300 V (1 s)
Comments	Criterion A

Attenuated oscillating wave

Standards/regulations	EN 61000-4-18
Input, output (test level 1)	100 kHz 1 MHz (Test Level 3 - symmetrical)
Voltage	1 kV
Input, output (test level 2)	10 MHz
Voltage	1 kV
Input, output (test level 3)	100 kHz 1 MHz (Test Level 3 - asymmetrical)
Voltage	2.5 kV
Signals (test level 1)	100 kHz 1 MHz (Test Level 3 - symmetrical)
Voltage	1 kV
Signals (test level 2)	100 kHz 1 MHz (Test Level 3 - asymmetrical)
Voltage	2.5 kV
Comments	Criterion A

Attenuated oscillating magnetic field

Standards/regulations	EN 61000-4-10
Test field strength	110 A/m
Test level 1	100 kHz
Test field strength	110 A/m
Test level 2	1 MHz
Comments	Criterion A

Criteria

Criterion A	Normal operating behavior within the specified limits.
Criterion B	Temporary impairment to operational behavior that is corrected by the device itself.
Criterion C	Temporary adverse effects on the operating behavior, which the device corrects automatically or which can be restored by actuating the operating elements.

QUINT4-PS/1AC/24DC/20/+/C01 - Power supply

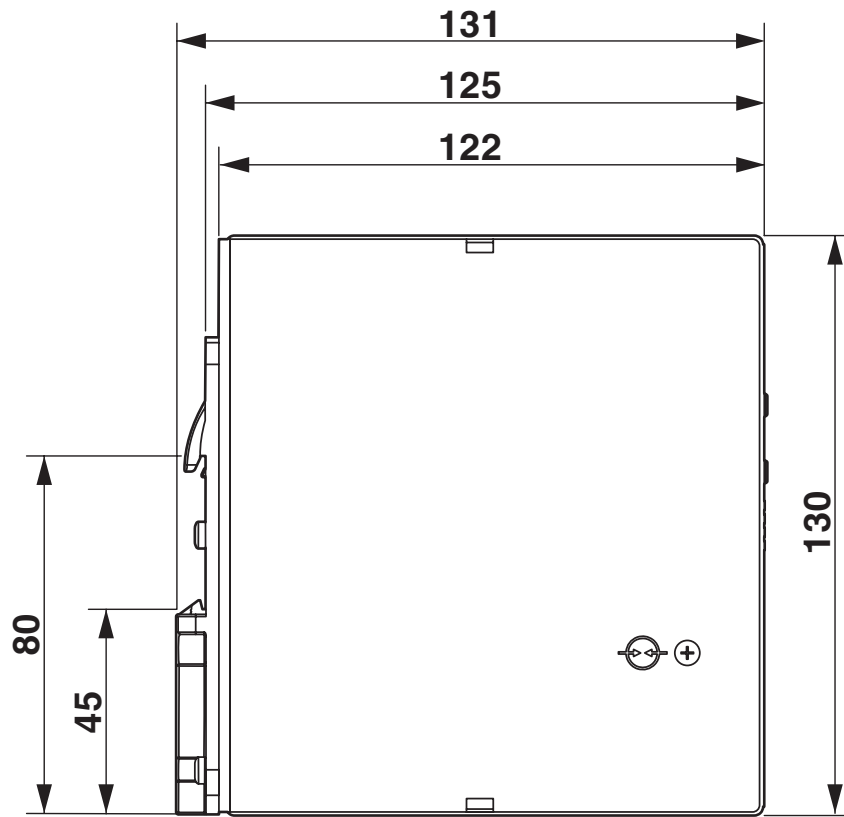


1364968

<https://www.phoenixcontact.com/us/products/1364968>

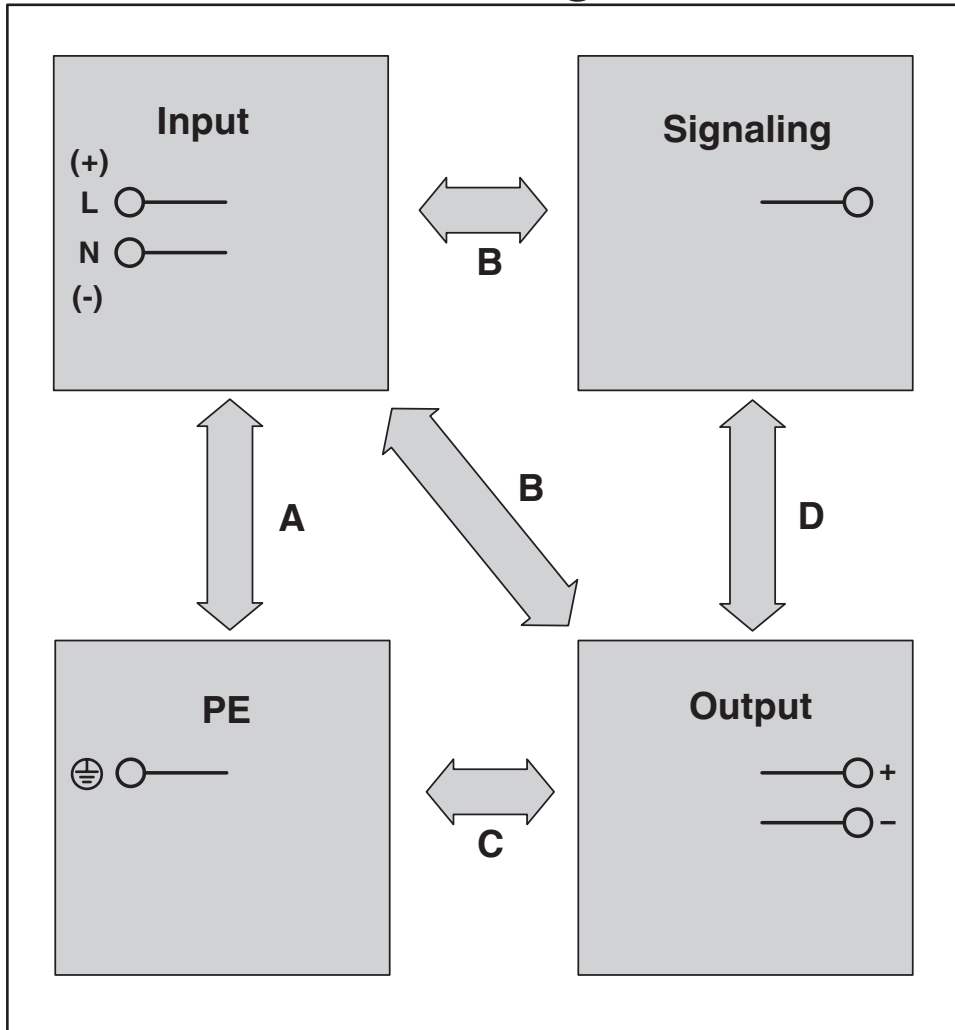
Drawings

Dimensional drawing

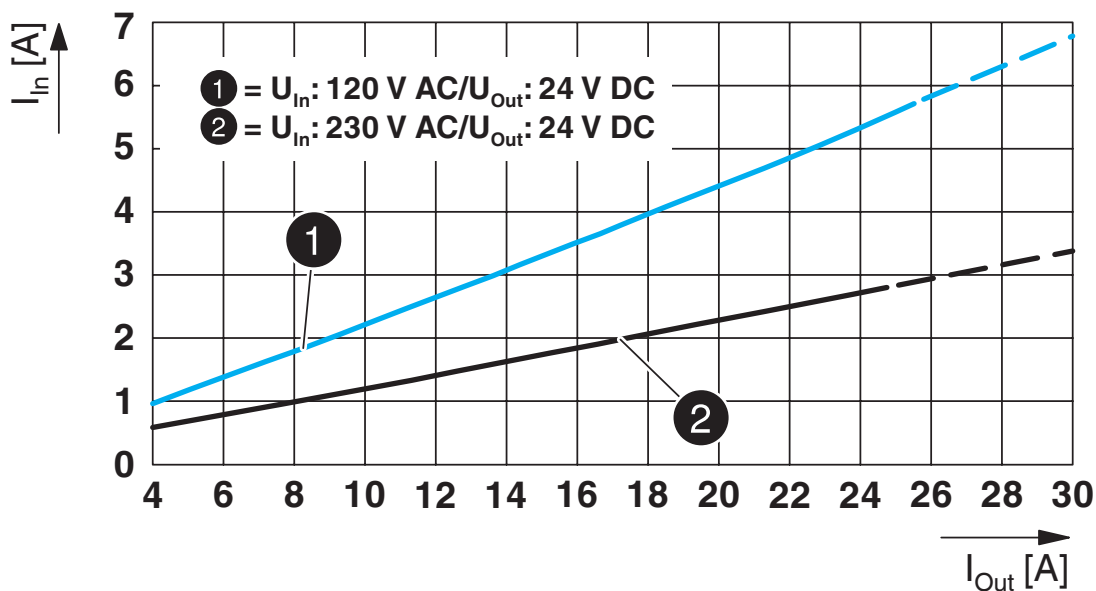


Schematic diagram

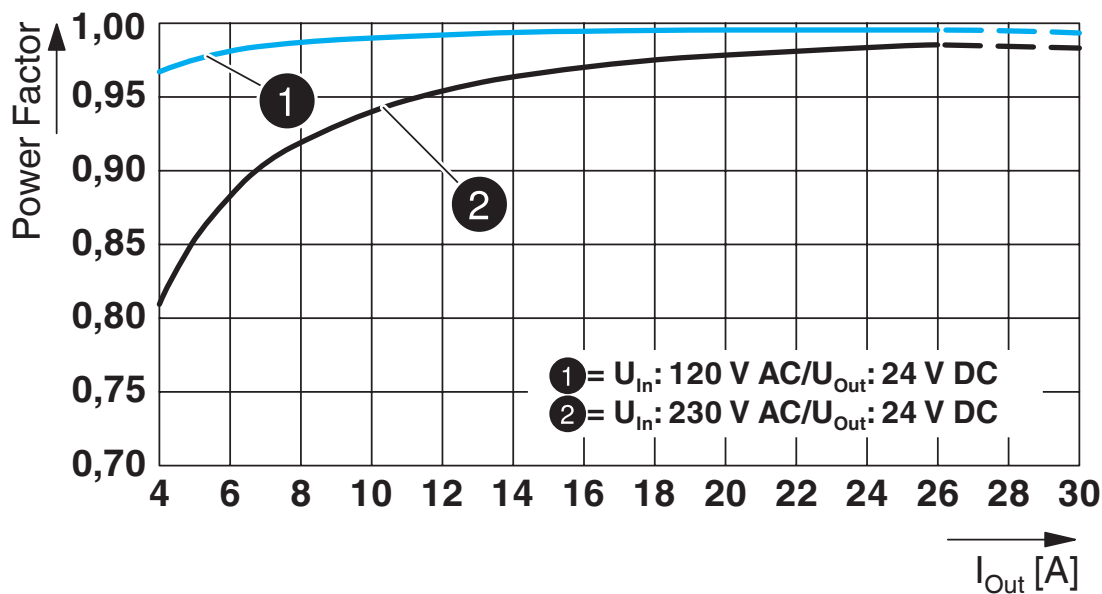
Housing



Diagram



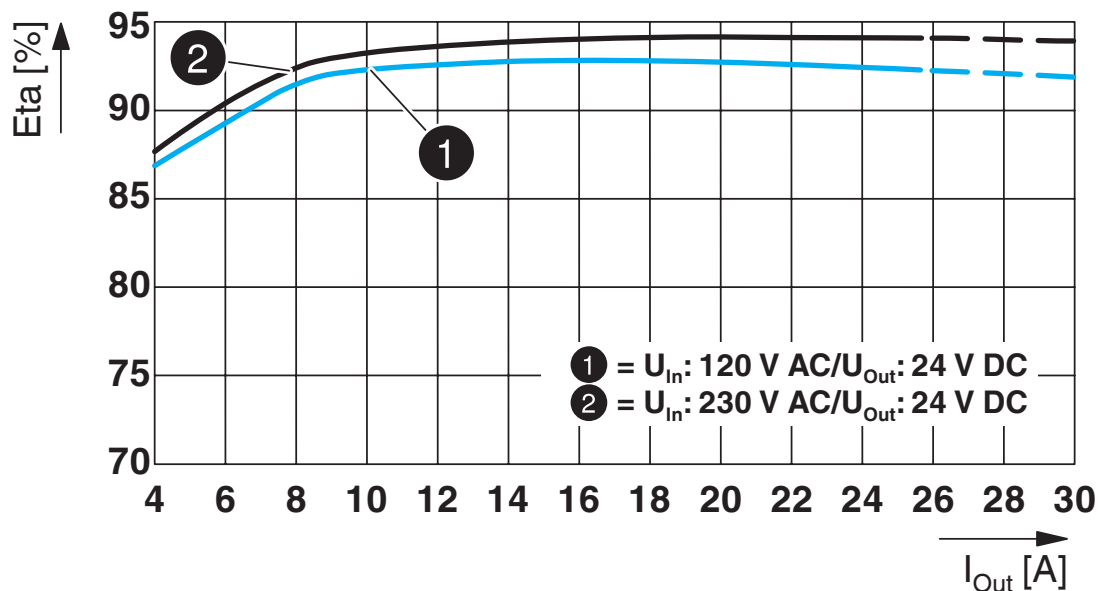
Diagram



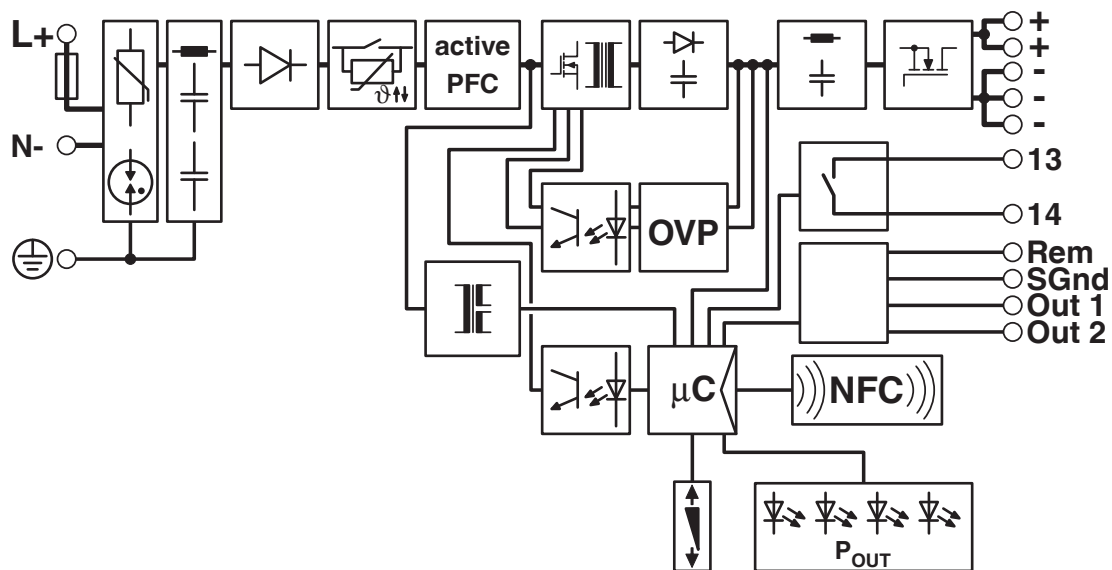
1364968

<https://www.phoenixcontact.com/us/products/1364968>

Diagram



Block diagram



QUINT4-PS/1AC/24DC/20/+/C01 - Power supply



1364968

<https://www.phoenixcontact.com/us/products/1364968>

Classifications

ECLASS

ECLASS-13.0

27040701

ETIM

ETIM 9.0

EC002540

QUINT4-PS/1AC/24DC/20+/C01 - Power supply



1364968

<https://www.phoenixcontact.com/us/products/1364968>

Environmental product compliance

EU RoHS

Fulfills EU RoHS substance requirements	Yes
Exemption	7(a), 7(c)-I

China RoHS

Environment friendly use period (EFUP)	EFUP-25
	An article-related China RoHS declaration table can be found in the download area for the respective article under "Manufacturer declaration". For all articles with EFUP-E, no China RoHS declaration table issued and required.

EU REACH SVHC

REACH candidate substance (CAS No.)	Lead(CAS: 7439-92-1)
SCIP	45f36f87-fd6e-46cc-9af9-a52606a9f2a1

EF3.1 Climate Change

CO2e kg	6.476 kg CO2e
---------	---------------

Phoenix Contact 2026 © - all rights reserved
<https://www.phoenixcontact.com>

Phoenix Contact USA
586 Fulling Mill Road
Middletown, PA 17057, United States
(+717) 944-1300
info@phoenixcon.com