

HC-B24-I-PT-CI-F - Contact insert



1350010

<https://www.phoenixcontact.com/us/products/1350010>

Please be informed that the data shown in this PDF document is generated from our online catalog. Please find the complete data in the user documentation. Our general terms of use for downloads are valid.



Contact insert, number of positions: 24+2 PE, size: B24, number of connections per position: 1, Socket, Push-in connection, 500 V, 16 A, 0.14 mm² ... 2.5 mm², application: Power, tool-free Click-in mounting

Your advantages

- Significant time savings and improved handling: Consistent and easy tool-free installation and mounting with Push-in connection technology and innovative Click-in latching
- Tool-free installation and mounting of the PE connection with Push-in connection technology
- Shortest installation time compared to other connection technologies
- Quick and effortless wiring, in particular when space is tight
- Secure installation: Audible and tangible latching of the contact inserts in the connector housing
- Reliable connection: The Click-in contact insert latches into the housing creating a shock- and vibration-resistant connection in accordance with DIN EN 61373
- Easy integration: Click-in contact inserts fit in all plastic and metal housings of the HEAVYCON STANDARD and EVO series
- Automatic cabling with robots possible
- Safe wiring and operation with color-coded actuators
- Cost-effective and fast coding with plastic profiles
- Test pick-off for 2 mm test plug
- Shock and vibration-resistant in accordance with DIN EN 61373

Commercial data

Item number	1350010
Packing unit	1 pc
Minimum order quantity	1 pc
Sales key	BF61
Product key	AF7ABC
GTIN	4063151669126
Weight per piece (including packing)	116.8 g
Weight per piece (excluding packing)	116.8 g
Customs tariff number	85366990
Country of origin	CN

HC-B24-I-PT-CI-F - Contact insert



1350010

<https://www.phoenixcontact.com/us/products/1350010>

Technical data

Notes

General	only use flexible conductors with ferrules
General	Connectors may be operated only when there is no load/voltage.

Mounting

Mounting type	tool-free snap-in
Assembly note	To ensure correct use, installation in housing with IP54 protection or better is required
	tool-free snap-in into all plastic and metal housings of the HEAVYCON STANDARD and EVO series, and into metal housings of the HEAVYCON ADVANCED series


Product properties

Product type	Contact insert with a fixed no. of positions
Series	HC-B
Application	Power
Type	B24
Number of positions	24
Connection profile	24+2 PE
Contact numbering	1 - 24
Number of connections per position	1
Contact material type	rolled

Insulation characteristics

Overvoltage category	III
Degree of pollution	3

Dimensions

Dimensional drawing	
Width	34 mm
Height	37 mm
Length	111 mm
Drill hole distance, horizontal	104 mm
Drill hole distance, vertical	27 mm

Mechanical characteristics

Contact diameter	2.5 mm
------------------	--------

Connection data

Connection technology

Connection technology	Push-in connection
-----------------------	--------------------

HC-B24-I-PT-CI-F - Contact insert



1350010

<https://www.phoenixcontact.com/us/products/1350010>

Number of connections per position	1
------------------------------------	---

Conductor connection

Conductor cross-section	0.14 mm ² ... 2.5 mm ²
Connection cross section AWG	26 ... 14
Stripping length	8 mm ... 10 mm

Electrical properties

Rated voltage (III/3)	500 V
Rated surge voltage	6 kV
Rated current	16 A (power contacts)
SCCR	5 kA (UL 2237)

Mechanical properties

Mechanical data

Insertion/withdrawal cycles	≥ 500
-----------------------------	-------

Material specifications

Flammability rating according to UL 94	V0
Contact material	Copper alloy
Contact surface material	Ag/Sn (tarnish protection)
Contact carrier material	PC
Standards/regulations	PC

Environmental and real-life conditions

Ambient conditions

Ambient temperature (operation)	-40 °C ... 125 °C (including heating up of contacts)
---------------------------------	--

Standards and regulations

Testing

Standards/regulations	PC: Fire protection in rail vehicles - requirement sets R22, R23, and R24 acc. to DIN EN 45545-2 (Risk level HL1 - HL3)
-----------------------	---

HC-B24-I-PT-CI-F - Contact insert

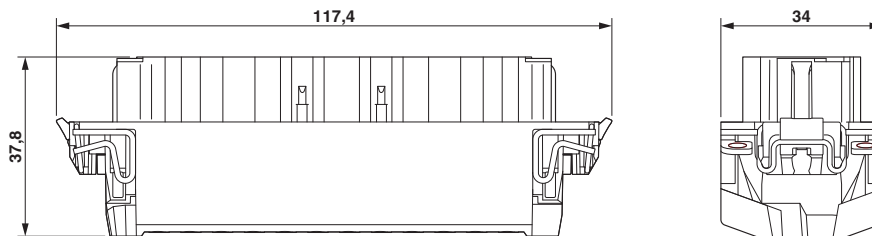


1350010

<https://www.phoenixcontact.com/us/products/1350010>

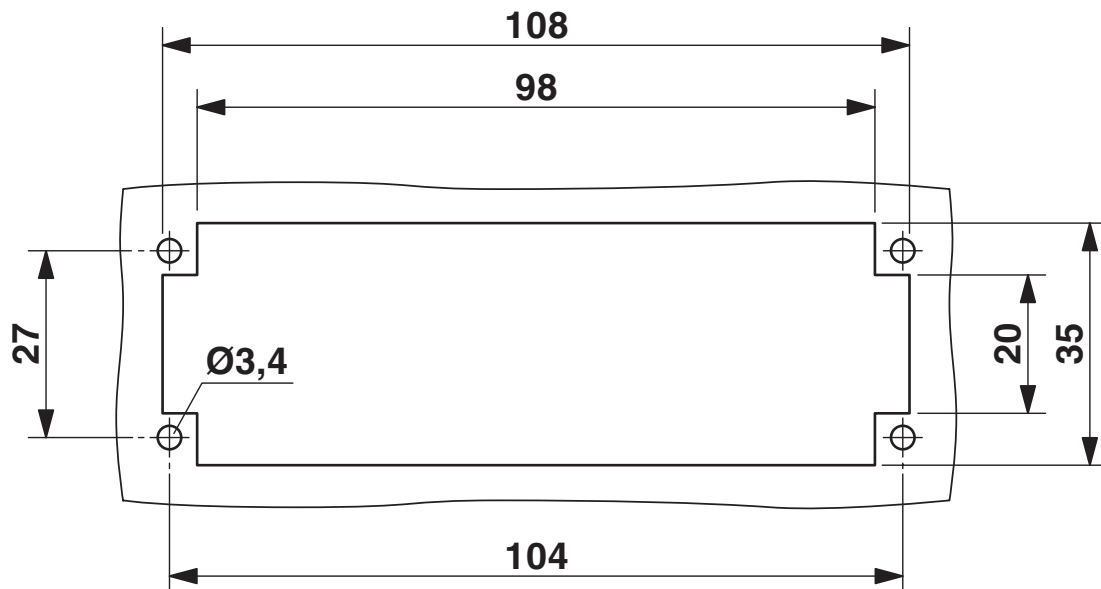
Drawings

Dimensional drawing



Dimensional drawing

Dimensional drawing



Mounting cutout when used without housing

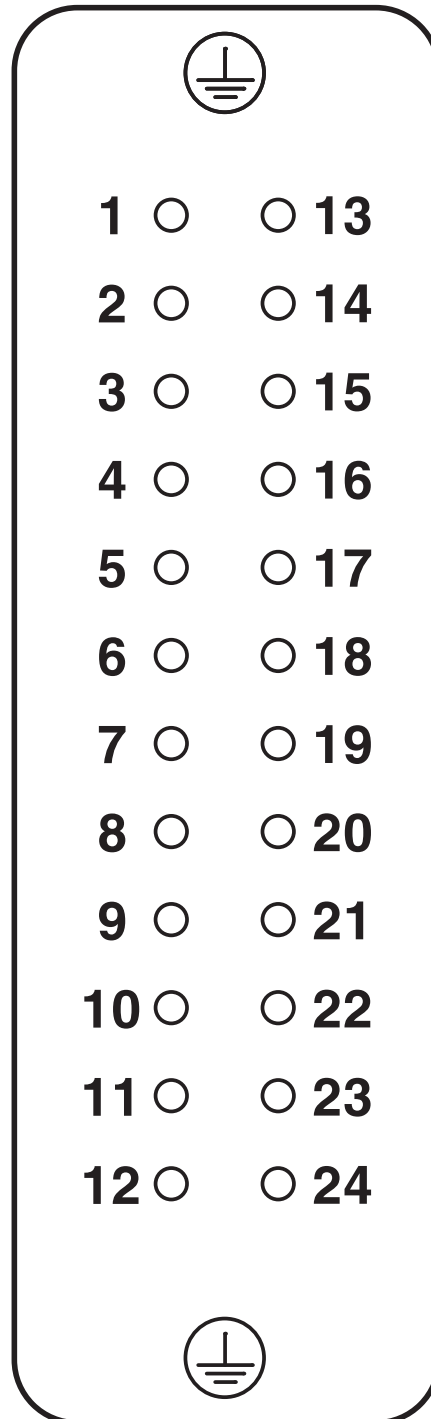
HC-B24-I-PT-CI-F - Contact insert

1350010

<https://www.phoenixcontact.com/us/products/1350010>



Schematic diagram



Connector pin assignment, connection side

HC-B24-I-PT-CI-F - Contact insert



1350010

<https://www.phoenixcontact.com/us/products/1350010>



Derating diagram

HC-B24-I-PT-CI-F - Contact insert




1350010

<https://www.phoenixcontact.com/us/products/1350010>

Approvals

To download certificates, visit the product detail page: <https://www.phoenixcontact.com/us/products/1350010>

 cULus Recognized Approval ID: E468743				
	Nominal voltage U_N	Nominal current I_N	Cross section AWG	Cross section mm^2
keine				
	600 V	13 A	- 14	-

HC-B24-I-PT-CI-F - Contact insert



1350010

<https://www.phoenixcontact.com/us/products/1350010>

Classifications

ECLASS

ECLASS-13.0	27440205
ECLASS-15.0	27440205

ETIM

ETIM 10.0	EC000438
-----------	----------

UNSPSC

UNSPSC 21.0	39121500
-------------	----------

HC-B24-I-PT-CI-F - Contact insert



1350010

<https://www.phoenixcontact.com/us/products/1350010>

Environmental product compliance

EU RoHS

Fulfills EU RoHS substance requirements	Yes, No exemptions
---	--------------------

China RoHS

Environment friendly use period (EFUP)	EFUP-E
	No hazardous substances above the limits

EU REACH SVHC

REACH candidate substance (CAS No.)	No substance above 0.1 wt%
-------------------------------------	----------------------------

Phoenix Contact 2026 © - all rights reserved
<https://www.phoenixcontact.com>

Phoenix Contact USA
586 Fulling Mill Road
Middletown, PA 17057, United States
(+717) 944-1300
info@phoenixcon.com