

CHARX T1HBI12-1AC80DC200-5,0M1 - Vehicle charging inlet



1346636

<https://www.phoenixcontact.com/us/products/1346636>

Please be informed that the data shown in this PDF document is generated from our online catalog. Please find the complete data in the user documentation. Our general terms of use for downloads are valid.



The figure shows a version of the product

CHARX connect universal, AC/DC CCS Typ 1, Vehicle charging inlet, up to 250 A in Boost mode, 200 A permanent, 1000 V DC, 80 A , 250 V AC, Single-core wires connected at one end, length: 5 m, locking actuator: 12 V, 4-pos., Front and rear mounting, M6, housing: black, for charging with alternating current (AC) and with direct current (DC), IEC 62196-2, IEC 62196-3, A protective cap is supplied as standard for the DC and AC contacts.

Product description

Vehicle charging inlet for charging with alternating current (AC) and direct current (DC), compatible with type 1 AC and CCS vehicle charging connectors (EVSE), for installation in electric vehicles (EV).

Your advantages

- Complete product range
- Uniform, space-saving dimensions for the installation space and the screw connection points of all Phoenix Contact vehicle charging inlets
- Developed and produced in accordance with the IATF 16949 automotive standard and ISO 9001
- Integrated interlock during charging
- Manual emergency release of the locking actuator
- Protected and sealed against dirt and water with a high degree of protection

Commercial data

| | |
|--------------------------------------|---------------|
| Item number | 1346636 |
| Packing unit | 1 pc |
| Minimum order quantity | 1 pc |
| Sales key | EM01 |
| Product key | XWCAIB |
| GTIN | 4063151661304 |
| Weight per piece (including packing) | 13,836 g |
| Weight per piece (excluding packing) | 11,852 g |
| Customs tariff number | 85444290 |
| Country of origin | PL |

CHARX T1HBI12-1AC80DC200-5,0M1 - Vehicle charging inlet



1346636

<https://www.phoenixcontact.com/us/products/1346636>

Technical data

Notes

| | |
|---------|--|
| General | A protective cap is supplied as standard for the DC and AC contacts. |
|---------|--|

Product properties

| | |
|---------------------|-------------------------|
| Product type | Vehicle charging inlet |
| Product family | CHARX connect universal |
| Charging standard | AC/DC CCS Typ 1 |
| Charging mode | Mode 2, 3, 4 |
| Customer variations | On request |

Electrical properties

Charging power and current (AC charging, 1-phase)

| | |
|--------------------------|-------------------|
| Type of charging current | AC single-phase |
| Charging current | 80 A AC (1-phase) |
| Charging power | 20 kW |

Charging power and current (DC charging)

| | |
|--------------------------|----------|
| Type of charging current | DC |
| Charging current | 200 A DC |
| Charging power | 200 kW |
| Rated voltage | 1000 V |

Charging power and current (DC charging in Boost Mode)

| | |
|--------------------------|---|
| Type of charging current | DC Boost Mode |
| Charging current | up to 250 A DC |
| Charging power | up to 250 kW |
| Rated voltage | 1000 V |
| Note | The specifications refer to charging in Boost Mode and are dependent on ambient conditions. For further details, see the packing slip in the download area. |

Pin assignment (Power contacts)

| | |
|-------------------------------|--|
| Note on the connection method | Crimp connection, cannot be disconnected |
| Number | 5 (L1, N, PE, DC+, DC-) |
| Rated voltage | 250 V AC 1000 V DC |
| Rated current | 80 A AC 200 A DC |

Pin assignment (Signal contacts)

| | |
|-------------------------------|---|
| Note on the connection method | Crimp connection, cannot be disconnected |
| Type of signal transmission | Pulse width modulation with modulated Powerline communication in accordance with ISO/IEC 15118 / DIN SPEC |

CHARX T1HBI12-1AC80DC200-5,0M1 - Vehicle charging inlet



1346636

<https://www.phoenixcontact.com/us/products/1346636>

| | |
|-----------------------|----------------------------|
| | 70121 |
| Number | 2 (CP, CS) |
| Rated voltage | 30 V AC |
| Rated current | 2 A |
| Coding | 4.7 kΩ (between PE and PP) |
| Insulation resistance | > 200 MΩ |

Locking actuator

| | |
|--|-------------------------------------|
| Locking actuator | 12 V, 4-pos. Top center position |
| Possible power supply range at the motor | 9 V ... 16 V |
| Maximum voltage for locking detection | 12 V |
| Typical motor current for locking | 0.25 A |
| Reverse current of the motor | max. 1.5 A |
| Max. dwell time with reverse current | 1 s |
| Recommended adaptation time | 600 ms |
| Pause time after entry or exit path | 3 s |
| Service life insertion cycles | > 10000 load cycles |
| Lock recognition | available |
| Mechanical emergency release | available |
| Ambient temperature (operation) | -40 °C ... 80 °C |

Temperature sensors (PTC chain)

| | |
|----------------------------|-------------------------------|
| Sensor type | PTC chain |
| Standards/regulations | DIN EN 60738-1 |
| Attachment point | Sensor for the AC contacts |
| Measuring range_resistance | 790 Ω ... 1420 Ω |
| Resistance | max. 1200 Ω ±5 K |
| Ambient temperature | -40 °C ... 130 °C (Operation) |

Temperature sensors (Pt 1000)

| | |
|-----------------------|-------------------------------|
| Sensor type | Pt 1000 |
| Standards/regulations | DIN EN 60751 |
| Attachment point | 2 sensors for the DC contacts |

Dimensions

Vehicle charging inlet

| | |
|---------------------|--------|
| Dimensional drawing | |
| Width | 108 mm |

CHARX T1HBI12-1AC80DC200-5,0M1 - Vehicle charging inlet



1346636

<https://www.phoenixcontact.com/us/products/1346636>

| | |
|--------|----------|
| Height | 151.2 mm |
| Depth | 122.8 mm |

Bore dimensions

| | |
|--------|----------|
| Width | 117.6 mm |
| Height | 90 mm |
| Depth | 117.6 mm |

Material specifications

| | |
|----------------------------|--------------|
| Color (Housing) | black (9005) |
| Color (Mating face) | black (9005) |
| Material (Housing) | Plastic |
| Material (Contact surface) | Silver |

Cable/line

| | |
|--------------|--|
| Cable length | 5 m |
| Cable type | Single-core wires connected at one end |

Single-core wires for AC

| | |
|-------------------------|------------------------|
| Cable length | 5 m |
| Cable structure | 2 x 16 mm ² |
| Single wire, material | Silicone |
| Single wire, color | OG |
| External cable diameter | 9.90 mm ±0.3 mm |
| Cable resistance | ≤ 1.16 Ω/km |

Single-core wires for DC

| | |
|-------------------------|------------------------|
| Cable length | 5 m |
| Cable structure | 2 x 70 mm ² |
| Single wire, material | Silicone |
| Single wire, color | OG |
| External cable diameter | 17.90 mm ±0.3 mm |
| Cable resistance | ≤ 0.259 Ω/km |

Single-core wire for PE

| | |
|-------------------------|------------------------|
| Cable length | 5 m |
| Cable structure | 1 x 25 mm ² |
| Single wire, material | Silicone |
| Single wire, color | GN/YE |
| External cable diameter | 8.60 mm ±0.1 mm |
| Cable resistance | ≤ 0.743 Ω/km |

Single-core wires for locking actuator

| | |
|-----------------------|-------------------------|
| Cable length | 1.5 m |
| Cable structure | 4 x 0.5 mm ² |
| Single wire, material | PVC |

CHARX T1HBI12-1AC80DC200-5,0M1 - Vehicle charging inlet



1346636

<https://www.phoenixcontact.com/us/products/1346636>

| | |
|-------------------------|----------------------------|
| Single wire, color | BU/RD, BU/GN, BU/YE, BU/BN |
| External cable diameter | 1.60 mm ±0.20 mm |
| Cable resistance | ≤ 37.1 Ω/m |

Single-core wires for PTC temperature sensors

| | |
|-------------------------|-------------------------|
| Cable length | 1 m |
| Cable structure | 5 x 0,5 mm ² |
| Single wire, color | BN/GY BN/YE/GN |
| External cable diameter | 1.60 mm ±0.20 mm |
| Cable resistance | ≤ 37.1 Ω/m |

Single-core wires for Pt 1000 temperature sensors

| | |
|-------------------------|-------------------------|
| Cable length | 0.9 m |
| Cable structure | 3 x 0.5 mm ² |
| Single wire, material | PVC |
| Single wire, color | BN GN YE |
| External cable diameter | 1.60 mm ±0.20 mm |
| Cable resistance | ≤ 37.1 Ω/m |

Single-core wires for communication

| | |
|-------------------------|-------------------------|
| Cable length | 1 m |
| Cable structure | 2 x 0.5 mm ² |
| Single wire, material | PVC |
| Single wire, color | BK WH |
| External cable diameter | 1.60 mm ±0.20 mm |
| Cable resistance | ≤ 37.1 Ω/m |

Mechanical properties

Mechanical data

| | |
|-----------------------------|---------|
| Insertion/withdrawal cycles | > 10000 |
| Insertion force | < 100 N |
| Withdrawal force | < 100 N |

Environmental and real-life conditions

Ambient conditions

| | |
|---|---|
| Degree of protection (Vehicle charging inlet) | IP55 (plugged in; when plugged in and ready to operate, the degree of protection is only ensued if both plug-in components are original products from Phoenix Contact or suitable standard-compliant products) IP67 (Inner area of vehicle charging inlet) |
| Ambient temperature (operation) | -40 °C ... 40 °C (Max. 60 °C, current reduction required. Observe the limit value for the DC contact temperature of 90 °C.) |

CHARX T1HBI12-1AC80DC200-5,0M1 - Vehicle charging inlet



1346636

<https://www.phoenixcontact.com/us/products/1346636>

| | |
|---|--------------------------|
| Ambient temperature (storage/transport) | -40 °C ... 85 °C |
| Altitude | 4000 m (above sea level) |

Standards and regulations

Standards

| | |
|-----------------------|-------------|
| Standards/regulations | IEC 62196-2 |
| | IEC 62196-3 |
| | SAE J1772 |

Mounting

| | |
|--|---|
| Mounting type | Front and rear mounting (0 to 90 degree frontal inclination possible) |
| Mounting hole diameter | 6.70 mm (ø) |
| Fixing screws | M6 |
| Screws included in the scope of delivery | none |

CHARX T1HBI12-1AC80DC200-5,0M1 - Vehicle charging inlet

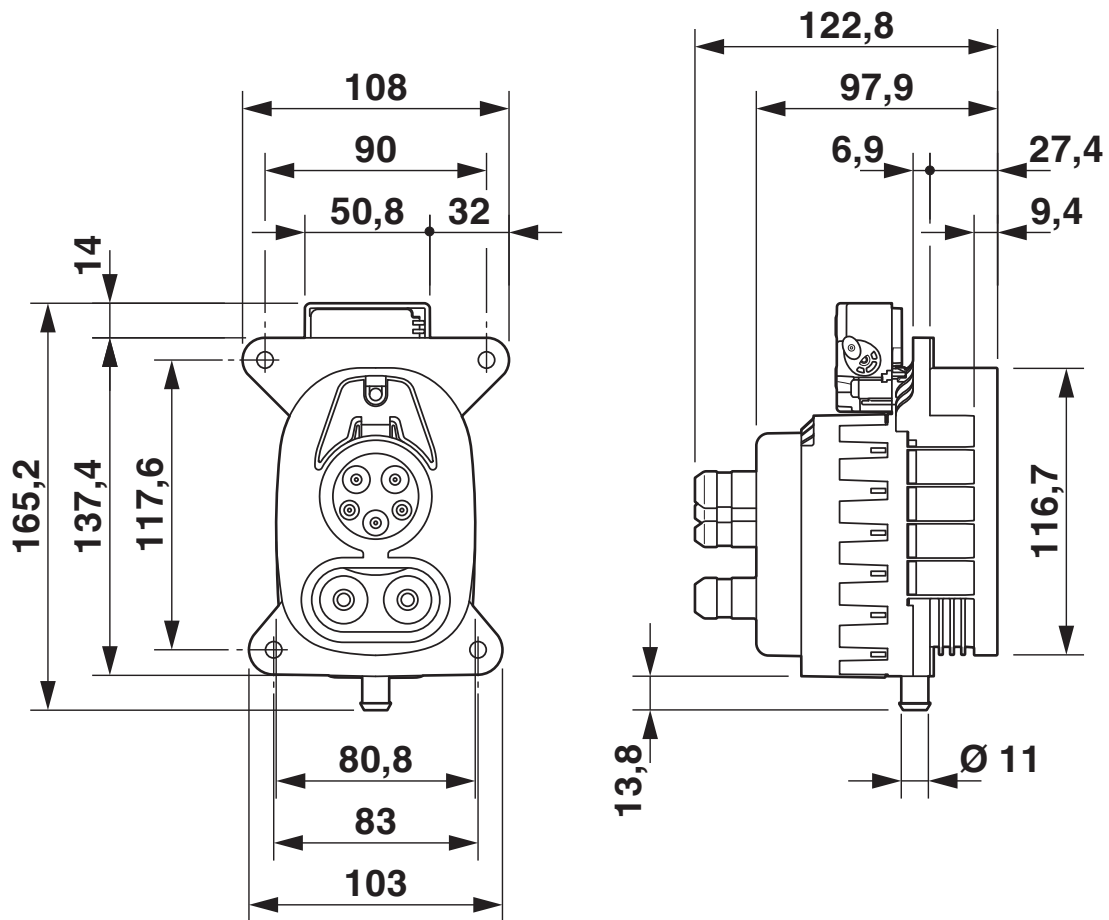


1346636

<https://www.phoenixcontact.com/us/products/1346636>

Drawings

Dimensional drawing



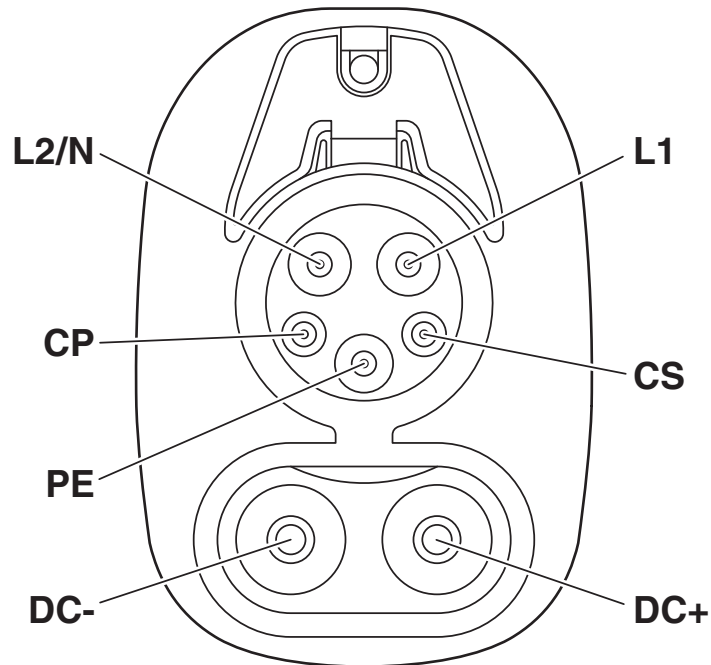
Dimensional drawing

CHARX T1HBI12-1AC80DC200-5,0M1 - Vehicle charging inlet

1346636

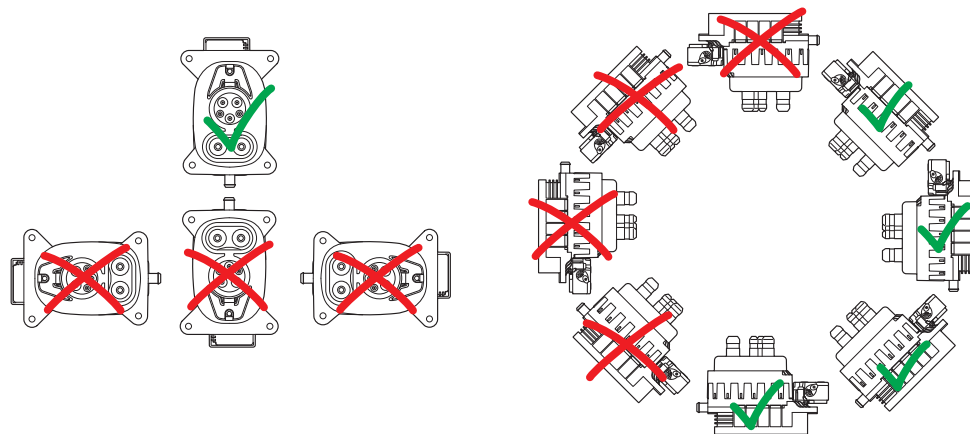
<https://www.phoenixcontact.com/us/products/1346636>

Connection diagram



Pin assignment of vehicle charging inlets

Connection diagram

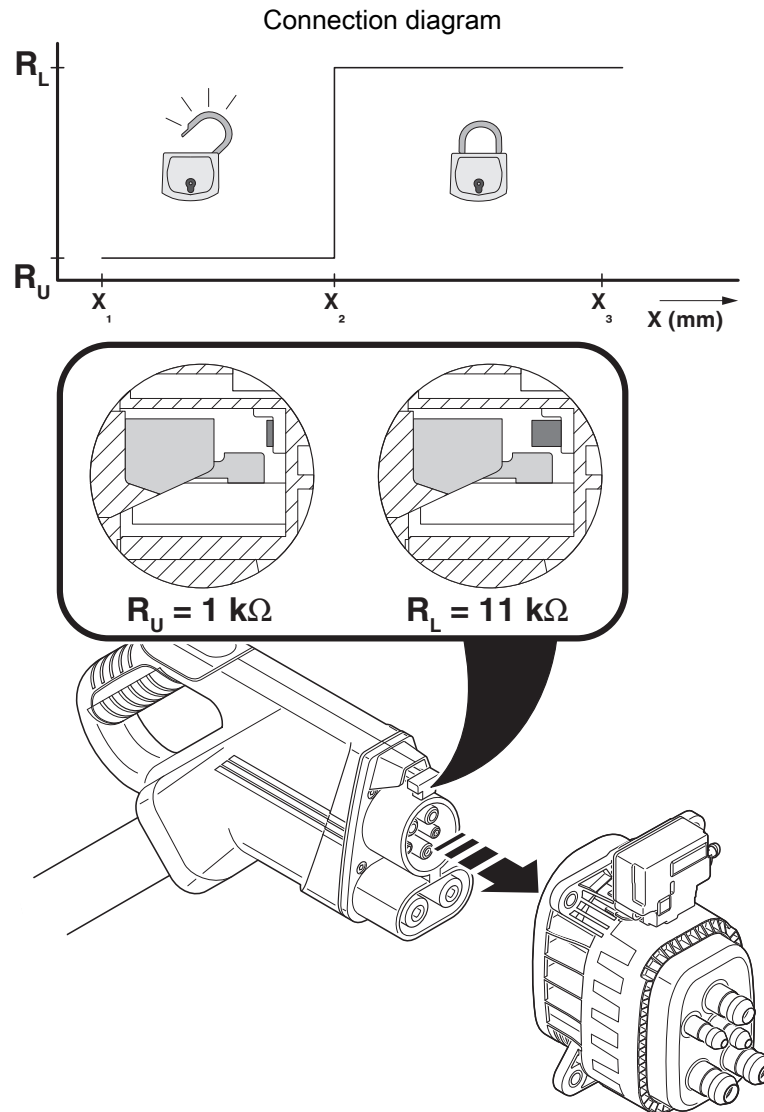


Installation positions

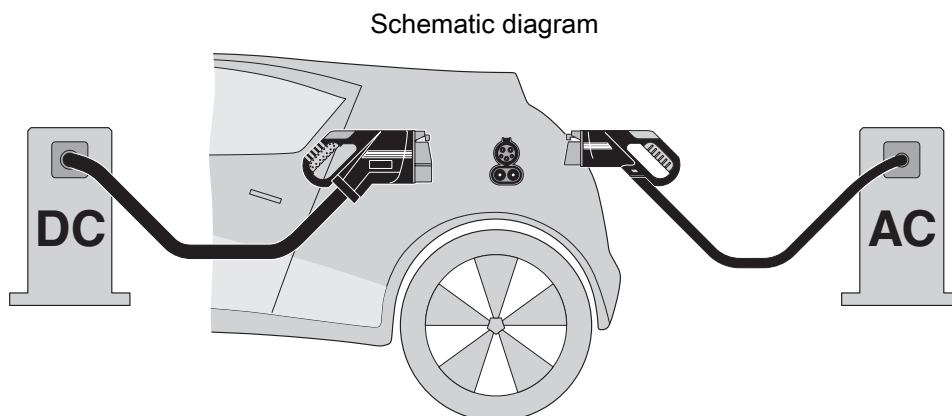
CHARX T1HBI12-1AC80DC200-5,0M1 - Vehicle charging inlet

1346636

<https://www.phoenixcontact.com/us/products/1346636>



Detection for Vehicle Connector



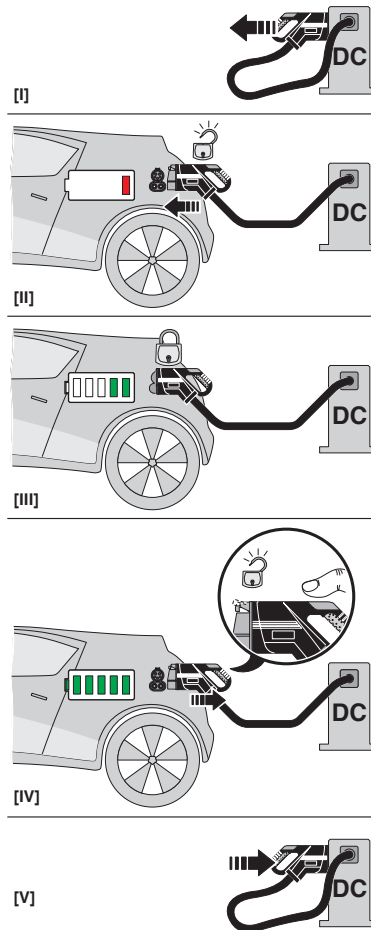
The Combined Charging System (CCS) principle - standard-compliant charging system for electric vehicles, which supports both conventional AC charging and fast DC charging. Both Vehicle Connectors fit into the CCS Vehicle Inlet.

CHARX T1HBI12-1AC80DC200-5,0M1 - Vehicle charging inlet

1346636

<https://www.phoenixcontact.com/us/products/1346636>

Schematic diagram



Operating instructions

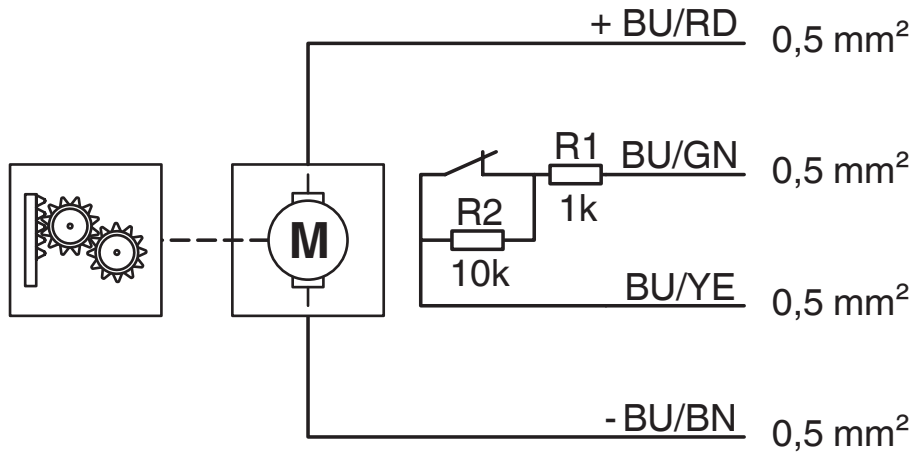
CHARX T1HBI12-1AC80DC200-5,0M1 - Vehicle charging inlet



1346636

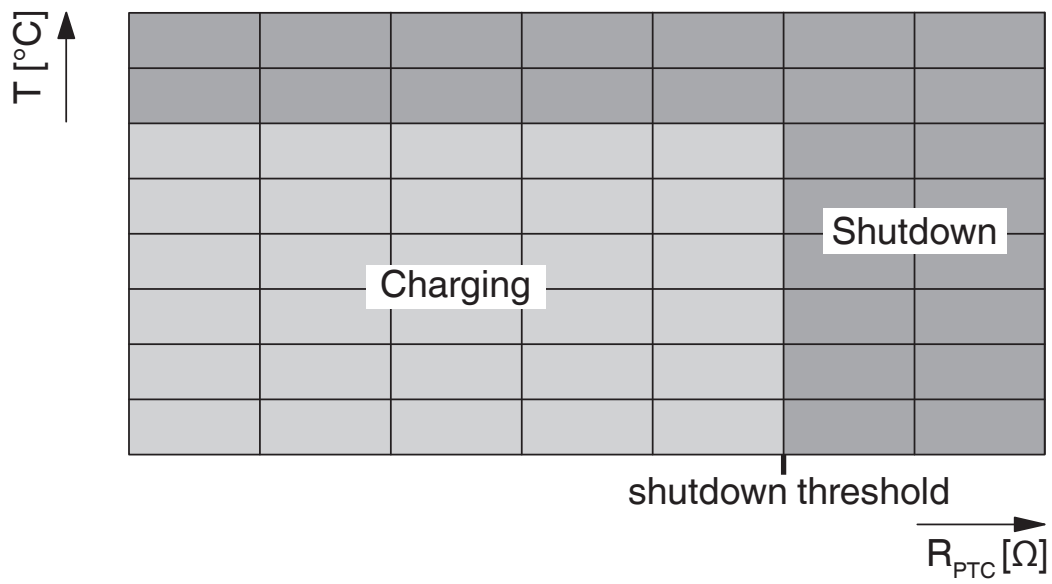
<https://www.phoenixcontact.com/us/products/1346636>

Schematic diagram



Block diagram of the locking actuator

Schematic diagram

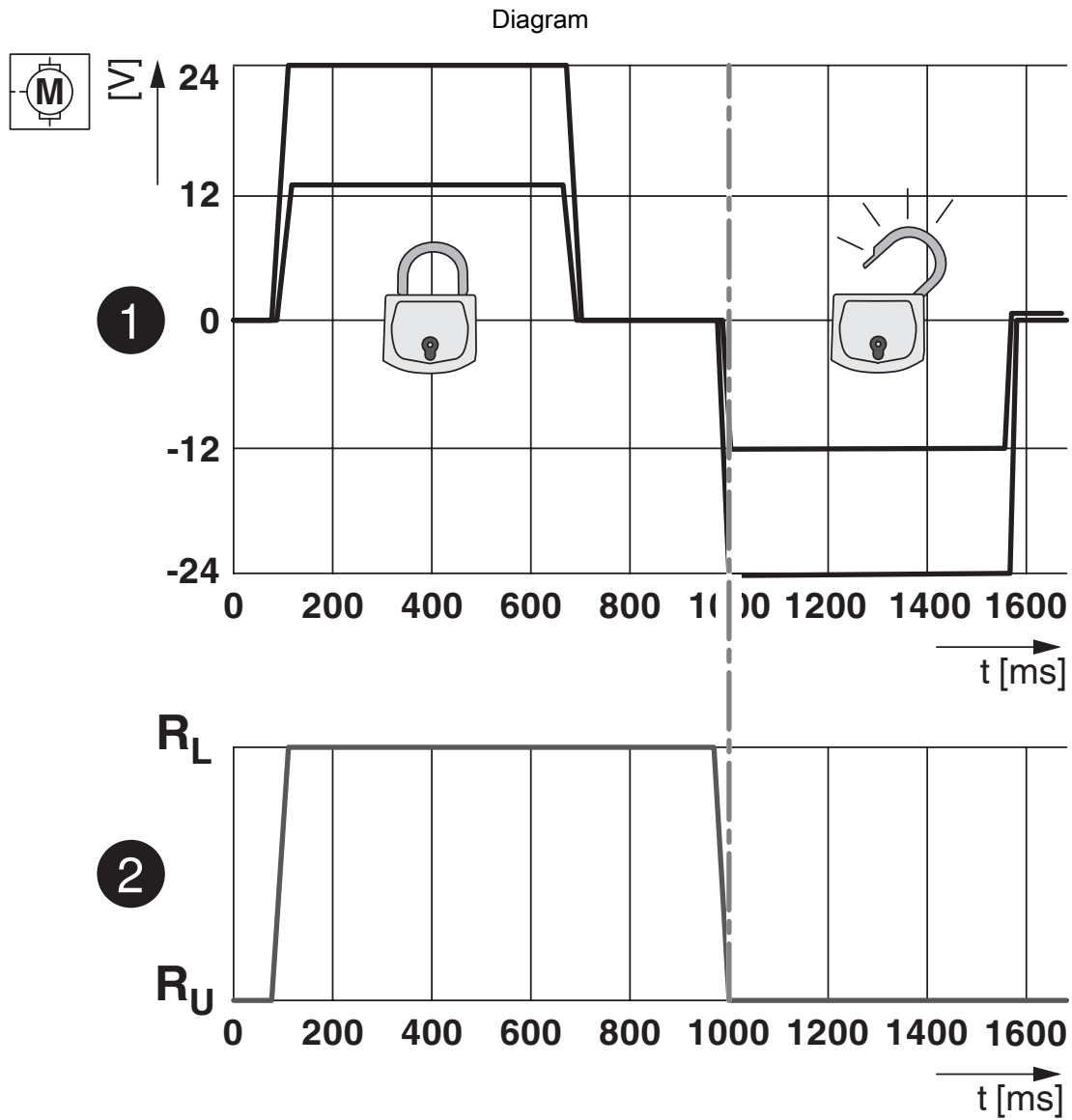


Temperature sensor technology resistance range at AC contacts

CHARX T1HBI12-1AC80DC200-5,0M1 - Vehicle charging inlet

1346636

<https://www.phoenixcontact.com/us/products/1346636>



Locking states of the locking actuator

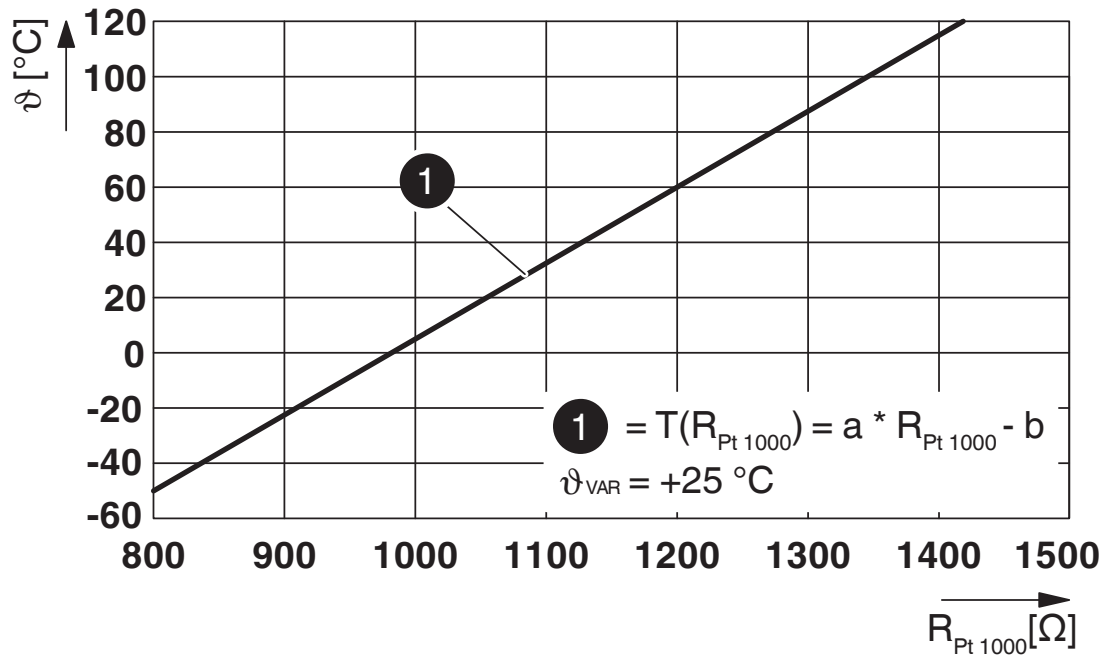
CHARX T1HBI12-1AC80DC200-5,0M1 - Vehicle charging inlet



1346636

<https://www.phoenixcontact.com/us/products/1346636>

Diagram



Pt 1000 characteristic curve at an ambient temperature of 25°C for temperature measurement at the DC contacts

CHARX T1HBI12-1AC80DC200-5,0M1 - Vehicle charging inlet



1346636

<https://www.phoenixcontact.com/us/products/1346636>

Approvals

To download certificates, visit the product detail page: <https://www.phoenixcontact.com/us/products/1346636>



cULus Recognized

Approval ID: E473195-20210730

CHARX T1HBI12-1AC80DC200-5,0M1 - Vehicle charging inlet



1346636

<https://www.phoenixcontact.com/us/products/1346636>

Classifications

ECLASS

| | |
|-------------|----------|
| ECLASS-13.0 | 27144706 |
| ECLASS-15.0 | 27144706 |

ETIM

| | |
|-----------|----------|
| ETIM 10.0 | EC002898 |
|-----------|----------|

UNSPSC

| | |
|-------------|----------|
| UNSPSC 21.0 | 39121800 |
|-------------|----------|

CHARX T1HBI12-1AC80DC200-5,0M1 - Vehicle charging inlet



1346636

<https://www.phoenixcontact.com/us/products/1346636>

Environmental product compliance

EU RoHS

| | |
|---|--------------|
| Fulfills EU RoHS substance requirements | Yes |
| Exemption | 6(c), 7(c)-I |

China RoHS

| | |
|--|---|
| Environment friendly use period (EFUP) | EFUP-50 |
| | An article-related China RoHS declaration table can be found in the download area for the respective article under "Manufacturer declaration". For all articles with EFUP-E, no China RoHS declaration table issued and required. |

EU REACH SVHC

| | |
|-------------------------------------|---|
| REACH candidate substance (CAS No.) | 2-ethylhexyl 10-ethyl-4,4-dioctyl-7-oxo-8-oxa-3,5-dithia-4-stannatetradecanoate (DOTE)(CAS: 15571-58-1) |
| | Lead(CAS: 7439-92-1) |
| | Bis(2-(2-methoxyethoxy)ethyl)ether(CAS: 143-24-8) |
| | 6,6'-di-tert-butyl-2,2'-methylenedi-p-cresol(CAS: 119-47-1) |
| SCIP | 33ac6a3b-2fd9-44d6-945c-67b19cb49e34 |

EF3.1 Climate Change

| | |
|---------|---------------|
| CO2e kg | 91.59 kg CO2e |
|---------|---------------|

Phoenix Contact 2026 © - all rights reserved
<https://www.phoenixcontact.com>

Phoenix Contact USA
586 Fulling Mill Road
Middletown, PA 17057, United States
(+717) 944-1300
info@phoenixcon.com