


XT 2,5-TWIN - Feed-through terminal block



1343117

<https://www.phoenixcontact.com/us/products/1343117>

Please be informed that the data shown in this PDF document is generated from our online catalog. Please find the complete data in the user documentation. Our general terms of use for downloads are valid.



Feed-through terminal block, nom. voltage: 800 V, nominal current: 24 A, number of connections: 3, number of positions: 1, connection method: Push-X-connection, Rated cross section: 2.5 mm², cross section: 0.34 mm² - 4 mm², mounting type: NS 35/7,5, NS 35/15, color: gray

Your advantages

- Maximum ease of use thanks to the effortless and tool-free Push-X technology
- Quick installation of all types of conductors with and without ferrule
- Open clamping chambers guarantee quick wiring on site
- Clear identification of the conductor connection
- Full flexibility thanks to the standardized CLIPLINE complete bridging, marking, and testing accessories
- Compact wiring of three conductors in a single terminal block
- Optimized for manual and automated wiring



Push-X Technology 
Designed by Phoenix Contact

Commercial data

| | |
|--------------------------------------|---------------|
| Item number | 1343117 |
| Packing unit | 50 pc |
| Minimum order quantity | 50 pc |
| Sales key | BE25 |
| Product key | BE2512 |
| GTIN | 4063151653873 |
| Weight per piece (including packing) | 8.535 g |
| Weight per piece (excluding packing) | 7.82 g |
| Customs tariff number | 85369010 |
| Country of origin | CN |

XT 2,5-TWIN - Feed-through terminal block



1343117

<https://www.phoenixcontact.com/us/products/1343117>

Technical data

Notes

General

| | |
|------|--|
| Note | The max. load current must not be exceeded by the total current of all connected conductors. |
|------|--|

Product properties

| | |
|-----------------------|--------------------------------|
| Product type | Multi-conductor terminal block |
| Product family | XT |
| Area of application | Railway industry |
| | Machine building |
| | Plant engineering |
| | Process industry |
| Number of positions | 1 |
| Number of connections | 3 |
| Number of rows | 1 |
| Potentials | 1 |

Insulation characteristics

| | |
|----------------------|-----|
| Overvoltage category | III |
| Degree of pollution | 3 |

Electrical properties

| | |
|---|--------|
| Rated surge voltage | 8 kV |
| Maximum power dissipation for nominal condition | 0.77 W |

Connection data

| | |
|---|--|
| Number of connections per level | 3 |
| Nominal cross section | 2.5 mm ² |
| Rated cross section AWG | 14 |
| Connection method | Push-X-connection |
| Stripping length | 10 mm ... 12 mm |
| Internal cylindrical gage | A3 |
| Connection in acc. with standard | IEC 60947-7-1 |
| Conductor cross-section rigid | 0.34 mm ² ... 4 mm ² |
| Cross section AWG | 22 ... 12 (converted acc. to IEC) |
| Conductor cross-section flexible | 0.5 mm ² ... 4 mm ² |
| Conductor cross-section, flexible [AWG] | 20 ... 12 (converted acc. to IEC) |
| Conductor cross-section flexible ultrasound-compressed | 0.34 mm ² ... 4 mm ² |
| Conductor cross-section, flexible [AWG] ultrasound-compressed | 20 ... 12 (converted acc. to IEC) |
| Conductor cross-section flexible (ferrule without plastic sleeve) | 0.25 mm ² ... 2.5 mm ² |
| Flexible conductor cross-section (ferrule with plastic sleeve) | 0.25 mm ² ... 2.5 mm ² |
| Nominal cross section | 2.5 mm ² |

XT 2,5-TWIN - Feed-through terminal block



1343117

<https://www.phoenixcontact.com/us/products/1343117>

| | |
|----------------------|--|
| Nominal current | 24 A |
| Maximum load current | 27 A (with 4 mm ² conductor cross-section, rigid) |
| Nominal voltage | 800 V |

Dimensions

| | |
|--------------------|---------|
| Width | 5.2 mm |
| Height | 60.4 mm |
| Depth | 35.3 mm |
| Depth on NS 35/7,5 | 36.8 mm |
| Depth on NS 35/15 | 44.3 mm |

Material specifications

| | |
|--|-----------------|
| Color | gray (RAL 7042) |
| Flammability rating according to UL 94 | V0 |
| Insulating material group | I |
| Insulating material | PA |
| Static insulating material application in cold | -60 °C |
| Relative insulation material temperature index (Elec., UL 746 B) | 130 °C |
| Fire protection for rail vehicles (DIN EN 45545-2) R22 | HL 1 - HL 3 |
| Fire protection for rail vehicles (DIN EN 45545-2) R23 | HL 1 - HL 3 |
| Fire protection for rail vehicles (DIN EN 45545-2) R24 | HL 1 - HL 3 |
| Fire protection for rail vehicles (DIN EN 45545-2) R26 | HL 1 - HL 3 |
| Surface flammability NFPA 130 (ASTM E 162) | passed |
| Specific optical density of smoke NFPA 130 (ASTM E 662) | passed |
| Smoke gas toxicity NFPA 130 (SMP 800C) | passed |

Electrical tests

Surge voltage test

| | |
|--------|-------------|
| Result | Test passed |
|--------|-------------|

Temperature-rise test

| | |
|--|--------------------------------|
| Requirement temperature-rise test | Increase in temperature ≤ 45 K |
| Result | Test passed |
| Short-time withstand current 2.5 mm ² | 0.3 kA |
| Result | Test passed |

Power-frequency withstand voltage

| | |
|-----------------------|-------------|
| Test voltage setpoint | 2 kV |
| Result | Test passed |

Mechanical properties

Mechanical data

| | |
|-----------------|-----|
| Open side panel | Yes |
|-----------------|-----|

Mechanical tests

XT 2,5-TWIN - Feed-through terminal block



1343117

<https://www.phoenixcontact.com/us/products/1343117>

Mechanical strength

| | |
|--------|-------------|
| Result | Test passed |
|--------|-------------|

Attachment on the carrier

| | |
|-------------------------|-------------|
| DIN rail/fixing support | NS 35 |
| Result | Test passed |

Test for conductor damage and slackening

| | |
|--------------------------------|-------------------------------|
| Rotation speed | 10 rpm |
| Revolutions | 135 |
| Conductor cross-section/weight | 0.5 mm ² / 0.3 kg |
| | 0.75 mm ² / 0.4 kg |
| | 2.5 mm ² / 0.7 kg |
| | 4 mm ² / 0.9 kg |
| Result | Test passed |

Environmental and real-life conditions

Aging

| | |
|--------------------|-------------|
| Temperature cycles | 192 |
| Result | Test passed |

Needle-flame test

| | |
|------------------|-------------|
| Time of exposure | 30 s |
| Result | Test passed |

Oscillation/broadband noise

| | |
|------------------------|--|
| Specification | DIN EN 50155 (VDE 0115-200):2022-06 |
| Spectrum | Long life test category 1, class B, body mounted |
| Frequency | $f_1 = 5 \text{ Hz}$ to $f_2 = 150 \text{ Hz}$ |
| ASD level | 0.964 (m/s ²)/Hz |
| Acceleration | 0.58g |
| Test duration per axis | 5 h |
| Test directions | X-, Y- and Z-axis |
| Result | Test passed |

Shocks

| | |
|--------------------------------|-------------------------------------|
| Specification | DIN EN 50155 (VDE 0115-200):2022-06 |
| Pulse shape | Half-sine |
| Acceleration | 5g |
| Shock duration | 30 ms |
| Number of shocks per direction | 3 |
| Test directions | X-, Y- and Z-axis (pos. and neg.) |
| Result | Test passed |

Ambient conditions

| | |
|---------------------------------|--|
| Ambient temperature (operation) | -60 °C ... 110 °C (Operating temperature range incl. self-heating; |
|---------------------------------|--|

XT 2,5-TWIN - Feed-through terminal block



1343117

<https://www.phoenixcontact.com/us/products/1343117>

| | |
|--|---|
| | for max. short-term operating temperature, see RTI Elec.) |
| Ambient temperature (storage/transport) | -25 °C ... 60 °C (for a short time, not exceeding 24 h, -60 °C to +70 °C) |
| Ambient temperature (assembly) | -5 °C ... 70 °C |
| Ambient temperature (actuation) | -5 °C ... 70 °C |
| Permissible humidity (operation) | 20 % ... 90 % |
| Permissible humidity (storage/transport) | 30 % ... 70 % |

Standards and regulations

| | |
|----------------------------------|---------------|
| Connection in acc. with standard | IEC 60947-7-1 |
|----------------------------------|---------------|

Mounting

| | |
|---------------|-----------|
| Mounting type | NS 35/7,5 |
| | NS 35/15 |

XT 2,5-TWIN - Feed-through terminal block



1343117

<https://www.phoenixcontact.com/us/products/1343117>

Drawings

Circuit diagram



XT 2,5-TWIN - Feed-through terminal block





1343117

<https://www.phoenixcontact.com/us/products/1343117>

Approvals

To download certificates, visit the product detail page: <https://www.phoenixcontact.com/us/products/1343117>

|  CSA Approval ID: 158887 | | | | |
|---|-----------------------|-----------------------|-------------------|-----------------------------|
| | Nominal voltage U_N | Nominal current I_N | Cross section AWG | Cross section mm^2 |
| B | 600 V | 20 A | 20 - 12 | - |
| C | 600 V | 20 A | 20 - 12 | - |
| D | 600 V | 5 A | 20 - 12 | - |

|  cULus Recognized Approval ID: E60425 | | | | |
|--|-----------------------|-----------------------|-------------------|-----------------------------|
| | Nominal voltage U_N | Nominal current I_N | Cross section AWG | Cross section mm^2 |
| B | 600 V | 20 A | 20 - 12 | - |
| C | 600 V | 20 A | 20 - 12 | - |
| F | 800 V | 20 A | 20 - 12 | - |
| D | 600 V | 5 A | 20 - 12 | - |

| DNV Approval ID: TAE000051K | | | | |
|---------------------------------------|--|--|--|--|
|---------------------------------------|--|--|--|--|

XT 2,5-TWIN - Feed-through terminal block



1343117

<https://www.phoenixcontact.com/us/products/1343117>

Classifications

ECLASS

| | |
|-------------|----------|
| ECLASS-13.0 | 27250101 |
| ECLASS-15.0 | 27250101 |

ETIM

| | |
|-----------|----------|
| ETIM 10.0 | EC000897 |
|-----------|----------|

UNSPSC

| | |
|-------------|----------|
| UNSPSC 21.0 | 39121400 |
|-------------|----------|

XT 2,5-TWIN - Feed-through terminal block



1343117

<https://www.phoenixcontact.com/us/products/1343117>

Environmental product compliance

EU RoHS

| | |
|---|--------------------|
| Fulfills EU RoHS substance requirements | Yes, No exemptions |
|---|--------------------|

China RoHS

| | |
|--|--|
| Environment friendly use period (EFUP) | EFUP-E |
| | No hazardous substances above the limits |

EU REACH SVHC

| | |
|-------------------------------------|----------------------------|
| REACH candidate substance (CAS No.) | No substance above 0.1 wt% |
|-------------------------------------|----------------------------|

Phoenix Contact 2026 © - all rights reserved
<https://www.phoenixcontact.com>

Phoenix Contact USA
586 Fulling Mill Road
Middletown, PA 17057, United States
(+717) 944-1300
info@phoenixcon.com