

# D31PC 2,2/ 6-3,81-X - PCB connector



1339694

<https://www.phoenixcontact.com/us/products/1339694>

Please be informed that the data shown in this PDF document is generated from our online catalog. Please find the complete data in the user documentation. Our general terms of use for downloads are valid.



CRIMP



BOX



PCB connector, color: black, nominal current: 8 A, rated voltage (III/2): 160 V, contact surface: Sn, contact connection type: Socket, number of rows: 1, number of positions: 6, product range: D31PC 2,2/..., pitch: 3.81 mm, connection method: Crimp connection, conductor/PCB connection direction: 0 °, locking clip: - without locking clip, plug-in system: CONNEXIS D, locking: Snap-in locking, mounting method: Latching flange, type of packaging: packed in cardboard

## Your advantages

- Cost-effective connection of crimped conductors in large quantities
- Small component size for applications where space is at a premium
- Intuitive locking mechanism prevents accidental disconnection
- Tools for automatic crimping available as an option

## Commercial data

Item number	1339694
Packing unit	50 pc
Minimum order quantity	50 pc
Note	Made to order (non-returnable)
Sales key	AA02
Product key	AABCUE
GTIN	4063151644840
Weight per piece (including packing)	4.389 g
Weight per piece (excluding packing)	4.389 g
Customs tariff number	85366990
Country of origin	CN

# D31PC 2,2/ 6-3,81-X - PCB connector



1339694

<https://www.phoenixcontact.com/us/products/1339694>

## Technical data

### Product properties

Product type	PCB connector
Product family	D31PC 2,2/..
Product line	CONNEXIS Connectors S
Number of positions	6
Pitch	3.81 mm
Number of rows	1

### Electrical properties

#### Properties

Nominal current $I_N$	8 A
Nominal voltage $U_N$	160 V
Contact resistance	5 mΩ
Rated voltage (III/3)	160 V
Rated surge voltage (III/3)	2.5 kV
Rated voltage (III/2)	160 V
Rated surge voltage (III/2)	2.5 kV
Rated voltage (II/2)	320 V
Rated surge voltage (II/2)	2.5 kV

### Connection data

#### Interlock

Locking type	Snap-in locking
Mounting type	Latching flange

#### Conductor connection

Connection method	Crimp connection
Conductor/PCB connection direction	0 °
Conductor cross-section AWG	28 ... 14
Stripping length	4.5 mm

### Material specifications

#### Material data - contact

Metal surface contact area (top layer)	Tin (Sn)
--	----------

#### Material data - housing

Color (Housing)	black (9005)
Insulating material	PBT
Insulating material group	II
CTI according to IEC 60112	400 ≤ CTI < 600
Flammability rating according to UL 94	V0

# D31PC 2,2/ 6-3,81-X - PCB connector



1339694

<https://www.phoenixcontact.com/us/products/1339694>

## Dimensions

Dimensional drawing	
Pitch	3.81 mm
Width [w]	38.19 mm
Height [h]	7.15 mm
Length [l]	22.8 mm

## Notes

Note on the contact	These connectors conform to DIN EN 61984, connectors without switching power (COC). When used for their intended purpose, they must not be plugged in or disconnected live or under load.
Note on application	All laboratory tests are performed in combination with the crimp contacts specified as accessories.
Note on application	The current depends on the crimp contact and conductor cross-section used.
Note on application	The corresponding crimp contacts are to be found in the "Accessories" tab.

## Mechanical tests

### Tensile strength of crimp connections

Result	Test passed
Conductor cross-section/conductor type/tractive force setpoint/actual value	AWG 28 / flexible / > 11 N

### Insertion and withdrawal forces

Specification	IEC 60512-13-2:2006-02
Result	Test passed
No. of cycles	25
Insertion strength per pos. approx.	6 N
Withdraw strength per pos. approx.	6 N

### Resistance of inscriptions

Specification	IEC 60068-2-70:1995-12
Result	Test passed

### Polarization and coding

Specification	IEC 60512-13-5:2006-02
Result	Test passed

### Visual inspection

Specification	IEC 60512-1-1:2002-02
Result	Test passed

# D31PC 2,2/ 6-3,81-X - PCB connector



1339694

<https://www.phoenixcontact.com/us/products/1339694>

## Dimension check

Specification	IEC 60512-1-2:2002-02
Result	Test passed

## Environmental and real-life conditions

### Durability test

Specification	IEC 60512-9-1:2010-03
Impulse withstand voltage at sea level	2.95 kV
Contact resistance $R_1$	5 m $\Omega$
Contact resistance $R_2$	5 m $\Omega$
Insertion/withdrawal cycles	25

### Climatic test

Specification	ISO 6988:1985-02
Corrosive stress	0.2 dm <sup>3</sup> SO <sub>2</sub> on 300 dm <sup>3</sup> /40 °C/1 cycle
Thermal stress	105 °C/168 h
Power-frequency withstand voltage	1.39 kV

### Vibration test

Specification	IEC 60068-2-6:2007-12
Frequency	10 - 150 - 10 Hz
Sweep speed	1 octave/min
Amplitude	0.35 mm (10 Hz ... 60.1 Hz)
Acceleration	50 m/s <sup>2</sup> (60.1 Hz ... 150 Hz)
Test duration per axis	2.5 h
Test directions	X-, Y- and Z-axis

### Ambient conditions

Ambient temperature (storage/transport)	-40 °C ... 70 °C
Relative humidity (storage/transport)	30 % ... 70 %
Ambient temperature (assembly)	-5 °C ... 100 °C
Ambient temperature (operation)	-55 °C ... 105 °C (dependent on the derating curve)

## Electrical tests

### Thermal test | Test group C

Specification	IEC 60512-5-1:2002-02
Tested number of positions	10

### Insulation resistance

Specification	IEC 60512-3-1:2002-02
Insulation resistance, neighboring positions	> 5 M $\Omega$

### Air clearances and creepage distances |

Specification	IEC 60664-1:2007-04
Insulating material group	II

# D31PC 2,2/ 6-3,81-X - PCB connector



1339694

<https://www.phoenixcontact.com/us/products/1339694>

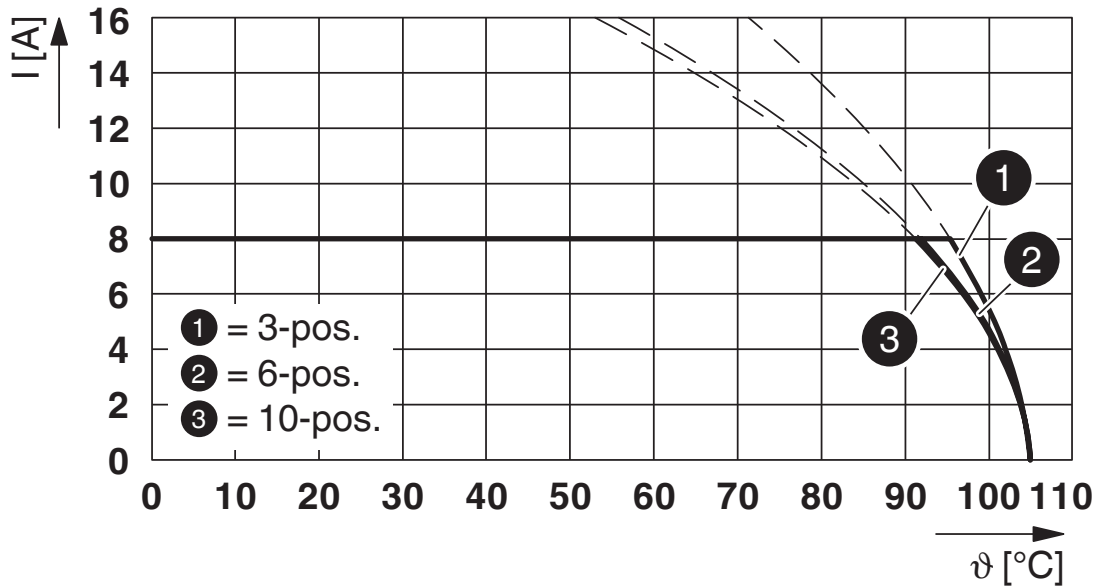
Comparative tracking index (IEC 60112)	CTI $\geq$ 400 to $<$ 600
Rated insulation voltage (III/3)	160 V
Rated surge voltage (III/3)	2.5 kV
minimum clearance value - non-homogenous field (III/3)	1.5 mm
minimum creepage distance (III/3)	2.2 mm
Rated insulation voltage (III/2)	160 V
Rated surge voltage (III/2)	2.5 kV
minimum clearance value - non-homogenous field (III/2)	1.5 mm
minimum creepage distance (III/2)	1.5 mm
Rated insulation voltage (II/2)	320 V
Rated surge voltage (II/2)	2.5 kV
minimum clearance value - non-homogenous field (II/2)	1.5 mm
minimum creepage distance (II/2)	2.2 mm

## Packaging specifications

Type of packaging	packed in cardboard
-------------------	---------------------

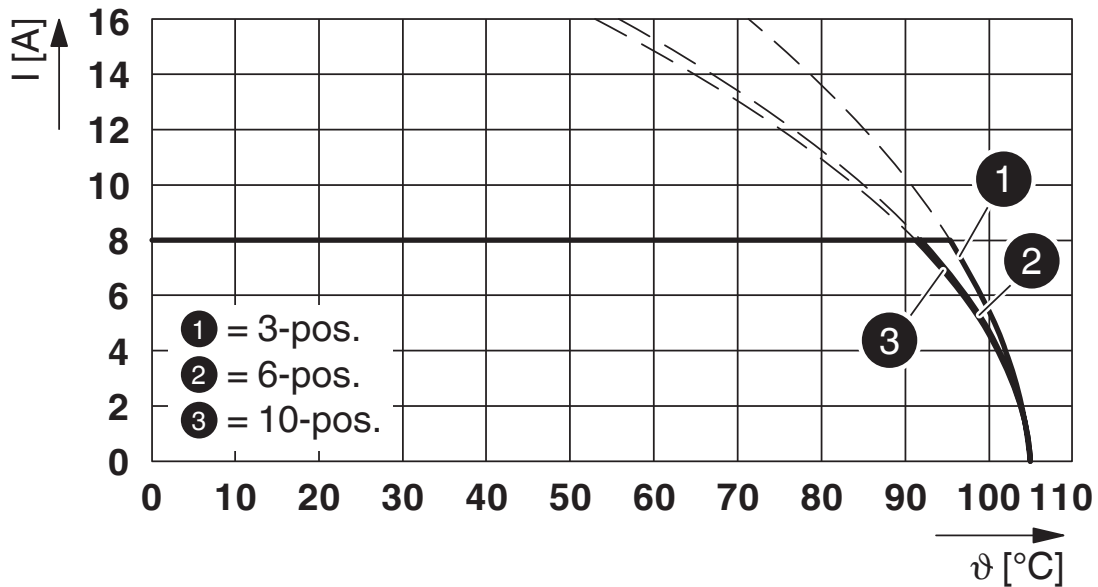
Drawings

Diagram



Type: D31PC 2,2/...-3,81-X with D31H 2,2/...-H-3,81-X

Diagram



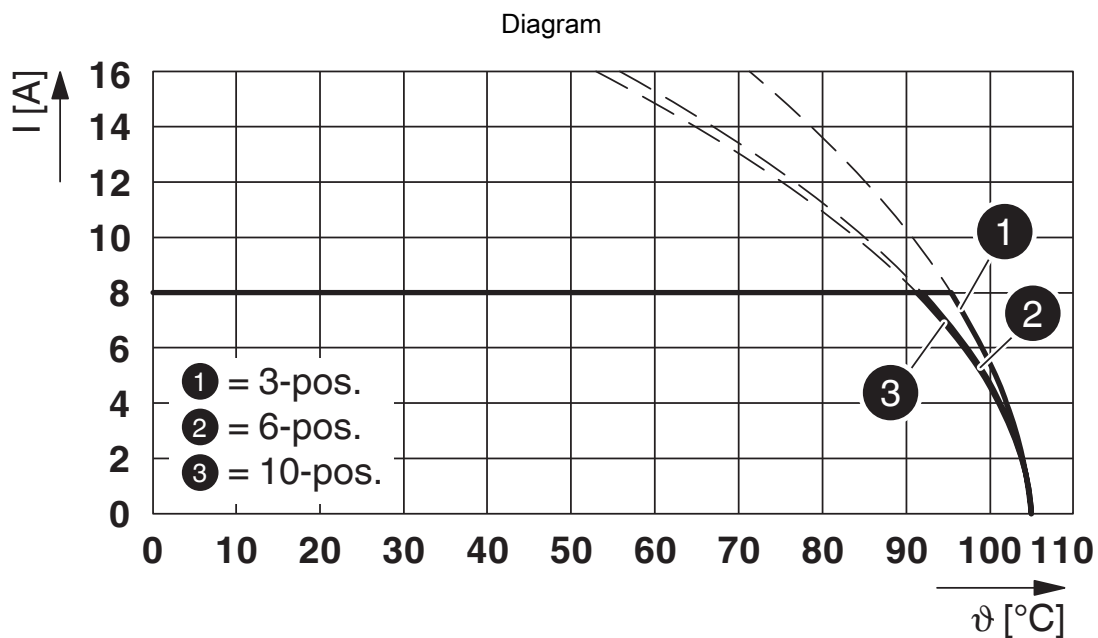
Type: D31PC 2,2/...-3,81-X with D31H 2,2/...-V-3,81-X

# D31PC 2,2/ 6-3,81-X - PCB connector



1339694

<https://www.phoenixcontact.com/us/products/1339694>



Type: D31PC 2,2/...-3,81-X with D31H 2,2/...-PT-3,81-X



Type: D31PC 2,2/...-3,81-X with D31H 2,2/...-FH-3,81-X

# D31PC 2,2/ 6-3,81-X - PCB connector



1339694

<https://www.phoenixcontact.com/us/products/1339694>

## Approvals

To download certificates, visit the product detail page: <https://www.phoenixcontact.com/us/products/1339694>

 <b>UL Recognized</b> Approval ID: E118976-20240617				
	Nominal voltage $U_N$	Nominal current $I_N$	Cross section AWG	Cross section $\text{mm}^2$
keine				
	250 V	9.75 A	14	-

# D31PC 2,2/ 6-3,81-X - PCB connector



1339694

<https://www.phoenixcontact.com/us/products/1339694>

## Classifications

### ECLASS

ECLASS-13.0	27460202
ECLASS-15.0	27460202

### ETIM

ETIM 10.0	EC002638
-----------	----------

# D31PC 2,2/ 6-3,81-X - PCB connector



1339694

<https://www.phoenixcontact.com/us/products/1339694>

## Environmental product compliance

### EU RoHS

Fulfills EU RoHS substance requirements	Yes, No exemptions
---	--------------------

### China RoHS

Environment friendly use period (EFUP)	EFUP-E
	No hazardous substances above the limits

### EU REACH SVHC

REACH candidate substance (CAS No.)	No substance above 0.1 wt%
-------------------------------------	----------------------------

### EF3.1 Climate Change

CO2e kg	0.09 kg CO2e
---------	--------------

Phoenix Contact 2026 © - all rights reserved  
<https://www.phoenixcontact.com>

Phoenix Contact USA  
586 Fulling Mill Road  
Middletown, PA 17057, United States  
(+717) 944-1300  
[info@phoenixcon.com](mailto:info@phoenixcon.com)