

PT 2,5-PE/L RD/L BU/L LED 24 RD - Multi-level terminal block



1336343

<https://www.phoenixcontact.com/us/products/1336343>

Please be informed that the data shown in this PDF document is generated from our online catalog. Please find the complete data in the user documentation. Our general terms of use for downloads are valid.



Multi-level terminal block, number of connections: 8, number of positions: 4, connection method: Push-in connection, Protective conductor connection, Rated cross section: 2.5 mm², cross section: 0.14 mm² - 4 mm², connection method: Push-in connection, Feed-through level, Rated cross section: 2.5 mm², cross section: 0.14 mm² - 4 mm², mounting type: NS 35/7,5, NS 35/15, color: gray

Your advantages

- Time-saving conductor connection thanks to tool-free direct-connection technology
- Vibration-resistant and maintenance-free conductor connection
- Full flexibility thanks to the standardized CLIPLINE complete bridging, marking, and testing accessories
- Meet the requirements of DIN EN 60947-7-2 or IEC 60947-7-2 for protective conductor connections
- High level of safety thanks to the low-resistance connection to the ground potential via the top-hat rail
- Direct contacting with the DIN rail enables fast, error-free grounding without additional wiring effort.

Commercial data

| | |
|--------------------------------------|---------------|
| Item number | 1336343 |
| Packing unit | 50 pc |
| Minimum order quantity | 50 pc |
| Sales key | BE22 |
| Product key | BE2217 |
| GTIN | 4063151637200 |
| Weight per piece (including packing) | 32.2 g |
| Weight per piece (excluding packing) | 32 g |
| Customs tariff number | 85369010 |
| Country of origin | PL |

PT 2,5-PE/L RD/L BU/L LED 24 RD - Multi-level terminal block



1336343

<https://www.phoenixcontact.com/us/products/1336343>

Technical data

Notes

General

| | |
|------|---|
| Note | The maximum load current of a single clamping unit must not be exceeded. |
| | Current and voltage are determined by the resistance and the light indicator. |

Product properties

| | |
|-----------------------|-----------------------|
| Product type | Ground terminal block |
| Product family | PT |
| Number of positions | 4 |
| Number of connections | 8 |
| Number of rows | 4 |

Insulation characteristics

| | |
|----------------------|-----|
| Overvoltage category | III |
| Degree of pollution | 3 |

Electrical properties

| | |
|---------------------|------|
| Rated surge voltage | 6 kV |
|---------------------|------|

Connection data

| | |
|---------------------------------|---------------------|
| Number of connections per level | 2 |
| Nominal cross section | 2.5 mm ² |

Protective conductor connection

| | |
|---|--|
| Connection method | Push-in connection |
| Stripping length | 8 mm ... 10 mm |
| Internal cylindrical gage | A3 B3 |
| Connection in acc. with standard | IEC 60947-7-2 |
| Conductor cross-section rigid | 0.14 mm ² ... 4 mm ² |
| Cross section AWG | 26 ... 12 (converted acc. to IEC) |
| Conductor cross-section flexible | 0.14 mm ² ... 4 mm ² |
| Conductor cross-section, flexible [AWG] | 26 ... 12 (converted acc. to IEC) |
| Conductor cross-section flexible ultrasound-compressed | 0.34 mm ² ... 4 mm ² |
| Conductor cross-section, flexible [AWG] ultrasound-compressed | 22 ... 12 (converted acc. to IEC) |
| Conductor cross-section flexible (ferrule without plastic sleeve) | 0.14 mm ² ... 2.5 mm ² |
| Flexible conductor cross-section (ferrule with plastic sleeve) | 0.14 mm ² ... 2.5 mm ² |
| Nominal cross section | 2.5 mm ² |

Feed-through level

| | |
|-------------------|--------------------|
| Connection method | Push-in connection |
|-------------------|--------------------|

PT 2,5-PE/L RD/L BU/L LED 24 RD - Multi-level terminal block



1336343

<https://www.phoenixcontact.com/us/products/1336343>

| | |
|---|---|
| Stripping length | 8 mm ... 10 mm |
| Connection in acc. with standard | IEC 60947-7-1 |
| Conductor cross-section rigid | 0.14 mm ² ... 4 mm ² |
| Cross section AWG | 26 ... 12 (converted acc. to IEC) |
| Conductor cross-section flexible | 0.14 mm ² ... 4 mm ² |
| Conductor cross-section, flexible [AWG] | 26 ... 12 (converted acc. to IEC) |
| Conductor cross-section flexible (ferrule without plastic sleeve) | 0.14 mm ² ... 2.5 mm ² |
| Flexible conductor cross-section (ferrule with plastic sleeve) | 0.14 mm ² ... 2.5 mm ² |
| Nominal cross section | 2.5 mm ² |
| Nominal current | 18 A |
| Maximum load current | 20 A (with 4 mm ² conductor cross-section) |
| Nominal voltage | 500 V |

Protective conductor connection Connection cross sections directly pluggable

| | |
|---|---|
| Conductor cross-section rigid | 0.34 mm ² ... 4 mm ² |
| Conductor cross-section, rigid [AWG] | 20 ... 12 (converted acc. to IEC) |
| Conductor cross-section flexible | 0.5 mm ² ... 2.5 mm ² |
| Conductor cross-section flexible (ferrule without plastic sleeve) | 0.5 mm ² ... 2.5 mm ² |
| Flexible conductor cross-section (ferrule with plastic sleeve) | 0.5 mm ² ... 2.5 mm ² |

Feed-through level Connection cross sections directly pluggable

| | |
|---|---|
| Conductor cross-section rigid | 0.34 mm ² ... 4 mm ² |
| Conductor cross-section, rigid [AWG] | 20 ... 12 (converted acc. to IEC) |
| Conductor cross-section flexible | 0.5 mm ² ... 2.5 mm ² |
| Conductor cross-section flexible (ferrule without plastic sleeve) | 0.5 mm ² ... 2.5 mm ² |
| Flexible conductor cross-section (ferrule with plastic sleeve) | 0.5 mm ² ... 2.5 mm ² |

Dimensions

| | |
|--------------------|----------|
| Width | 5.2 mm |
| End cover width | 2.2 mm |
| Height | 142.4 mm |
| Depth on NS 35/7,5 | 68.6 mm |
| Depth on NS 35/15 | 76.1 mm |

Material specifications

| | |
|--|-----------------|
| Color | gray (RAL 7042) |
| Flammability rating according to UL 94 | V0 |
| Insulating material group | I |
| Insulating material | PA |
| Static insulating material application in cold | -60 °C |
| Relative insulation material temperature index (Elec., UL 746 B) | 130 °C |
| Fire protection for rail vehicles (DIN EN 45545-2) R22 | HL 1 - HL 3 |
| Fire protection for rail vehicles (DIN EN 45545-2) R23 | HL 1 - HL 3 |
| Fire protection for rail vehicles (DIN EN 45545-2) R24 | HL 1 - HL 3 |
| Fire protection for rail vehicles (DIN EN 45545-2) R26 | HL 1 - HL 3 |

PT 2,5-PE/L RD/L BU/L LED 24 RD - Multi-level terminal block



1336343

<https://www.phoenixcontact.com/us/products/1336343>

| | |
|---|--------|
| Surface flammability NFPA 130 (ASTM E 162) | passed |
| Specific optical density of smoke NFPA 130 (ASTM E 662) | passed |
| Smoke gas toxicity NFPA 130 (SMP 800C) | passed |

Mechanical properties

Mechanical data

| | |
|-----------------|-----|
| Open side panel | Yes |
|-----------------|-----|

Environmental and real-life conditions

Oscillation/broadband noise

| | |
|------------------------|--|
| Specification | DIN EN 50155 (VDE 0115-200):2022-06 |
| Spectrum | Long life test category 1, class B, body mounted |
| Frequency | $f_1 = 5 \text{ Hz}$ to $f_2 = 150 \text{ Hz}$ |
| ASD level | $0.964 \text{ (m/s}^2\text{)}^2\text{/Hz}$ |
| Acceleration | 0.58g |
| Test duration per axis | 5 h |
| Test directions | X-, Y- and Z-axis |
| Result | Test passed |

Shocks

| | |
|--------------------------------|-------------------------------------|
| Specification | DIN EN 50155 (VDE 0115-200):2022-06 |
| Pulse shape | Half-sine |
| Acceleration | 5g |
| Shock duration | 30 ms |
| Number of shocks per direction | 3 |
| Test directions | X-, Y- and Z-axis (pos. and neg.) |
| Result | Test passed |

Ambient conditions

| | |
|--|--|
| Ambient temperature (operation) | -60 °C ... 110 °C (Operating temperature range incl. self-heating; for max. short-term operating temperature, see RTI Elec.) |
| Ambient temperature (storage/transport) | -25 °C ... 60 °C (for a short time, not exceeding 24 h, -60 °C to +70 °C) |
| Ambient temperature (assembly) | -5 °C ... 70 °C |
| Ambient temperature (actuation) | -5 °C ... 70 °C |
| Permissible humidity (operation) | 20 % ... 90 % |
| Permissible humidity (storage/transport) | 30 % ... 70 % |

Standards and regulations

| | |
|----------------------------------|---------------|
| Connection in acc. with standard | IEC 60947-7-2 |
| | IEC 60947-7-1 |

Mounting

| | |
|---------------|-----------|
| Mounting type | NS 35/7,5 |
| | NS 35/15 |

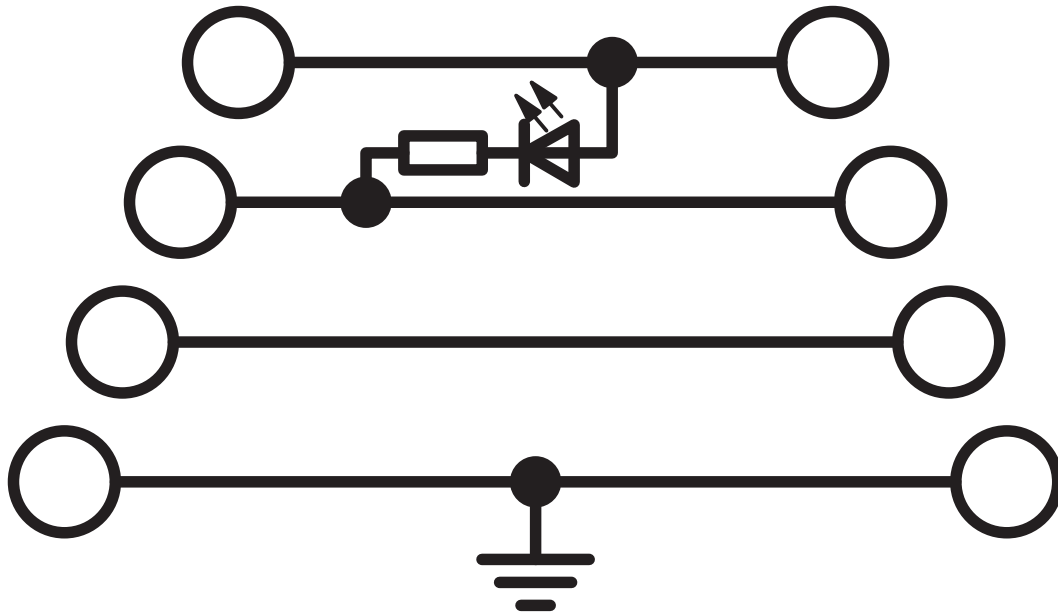
PT 2,5-PE/L RD/L BU/L LED 24 RD - Multi-level terminal block

1336343

<https://www.phoenixcontact.com/us/products/1336343>

Drawings

Circuit diagram



PT 2,5-PE/L RD/L BU/L LED 24 RD - Multi-level terminal block





1336343

<https://www.phoenixcontact.com/us/products/1336343>

Approvals

To download certificates, visit the product detail page: <https://www.phoenixcontact.com/us/products/1336343>

|  CSA Approval ID: 13631 | | | | |
|--|-----------------------|-----------------------|-------------------|----------------------|
| | Nominal voltage U_N | Nominal current I_N | Cross section AWG | Cross section mm^2 |
| D | 600 V | 5 A | 26 - 12 | - |

|  cULus Recognized Approval ID: E60425 | | | | |
|--|-----------------------|-----------------------|-------------------|----------------------|
| | Nominal voltage U_N | Nominal current I_N | Cross section AWG | Cross section mm^2 |
| B | 300 V | 18 A | 26 - 12 | - |
| upper level | 24 V | 18 A | 26 - 12 | - |
| PE connection | - | - | 26 - 12 | - |
| C | 300 V | 18 A | 26 - 12 | - |
| upper level | 24 V | 18 A | 26 - 12 | - |
| PE connection | - | - | 26 - 12 | - |
| F | 500 V | 18 A | 26 - 12 | - |
| D | 500 V | 18 A | 26 - 12 | - |
| PE connection | - | - | 26 - 12 | - |

PT 2,5-PE/L RD/L BU/L LED 24 RD - Multi-level terminal block



1336343

<https://www.phoenixcontact.com/us/products/1336343>

Classifications

ECLASS

| | |
|-------------|----------|
| ECLASS-13.0 | 27250104 |
| ECLASS-15.0 | 27250104 |

ETIM

| | |
|-----------|----------|
| ETIM 10.0 | EC000901 |
|-----------|----------|

PT 2,5-PE/L RD/L BU/L LED 24 RD - Multi-level terminal block



1336343

<https://www.phoenixcontact.com/us/products/1336343>

Environmental product compliance

EU RoHS

| | |
|---|--------------------|
| Fulfills EU RoHS substance requirements | Yes, No exemptions |
|---|--------------------|

China RoHS

| | |
|--|--|
| Environment friendly use period (EFUP) | EFUP-E |
| | No hazardous substances above the limits |

EU REACH SVHC

| | |
|-------------------------------------|----------------------------|
| REACH candidate substance (CAS No.) | No substance above 0.1 wt% |
|-------------------------------------|----------------------------|

Phoenix Contact 2026 © - all rights reserved
<https://www.phoenixcontact.com>

Phoenix Contact USA
586 Fulling Mill Road
Middletown, PA 17057, United States
(+717) 944-1300
info@phoenixcon.com