

STEP3-PS/1AC/5DC/3/PT/USB-C - Power supply



1335698

<https://www.phoenixcontact.com/us/products/1335698>

Please be informed that the data shown in this PDF document is generated from our online catalog. Please find the complete data in the user documentation. Our general terms of use for downloads are valid.



Primary-switched power supply unit STEP POWER, Push-in connection, DIN rail or direct mounting, Integrated cable groove with strain relief, input: 1-phase, output: 5 V DC / 3 A, USB-C up to 15 W

Product description

STEP POWER power supplies for distribution boards. The STEP POWER power supplies with Push-in connection technology are the professional solution for intelligent building automation. The compact devices are economical, space-saving, and flexible in application.

Your advantages

- Energy savings with the highest level of efficiency in no-load and part-load operation (Efficiency Level VI)
- Space savings in the control cabinet due to the narrow design combined with increased performance (up to 100%)
- Approval for household purposes (EN 60335) allows use in domestic applications
- Quick and easy startup with tool-free Push-in connection technology at a 45° angle with double terminal points
- Flexible mounting: Snap onto a DIN rail or screw onto a level surface

Commercial data

Item number	1335698
Packing unit	1 pc
Minimum order quantity	1 pc
Sales key	CM09
Product key	CMPH11
GTIN	4063151635381
Weight per piece (including packing)	95.5 g
Weight per piece (excluding packing)	73 g
Customs tariff number	85044095
Country of origin	VN

1335698

<https://www.phoenixcontact.com/us/products/1335698>

Technical data

Input data

AC operation

Supply system configuration	Star network (TN, TT, IT (PE))
Input voltage range	100 V AC ... 240 V AC -15 % ... +10 %
Typical national grid voltage	120 V AC 230 V AC
Voltage type of supply voltage	AC
Inrush current	typ. 30 A (25 °C)
Inrush current integral (I^2t)	typ. 0.14 A ² s
Frequency range (f_N)	50 Hz ... 60 Hz \pm 10 %
Mains buffering time	typ. 18 ms (120 V AC) typ. 80 ms (230 V AC)
Current consumption	0.3 A (100 V AC) 0.14 A (240 V AC)
Switch-on time	typ. 2 s
Device mains fuse	1.25 A internal (device protection), slow-blow
Recommended breaker for input protection	6 A ... 16 A (Characteristics B, C, D, K)
Discharge current to PE	< 0.25 mA

DC operation

Input voltage range	110 V DC ... 250 V DC -20 % ... +10 %
Voltage type of supply voltage	DC
Current consumption	0.17 A (110 V DC) 0.07 A (250 V DC)

Output data

Efficiency	> 81.5 % (120 V AC) > 82 % (230 V AC)
Nominal output voltage	5 V DC
Nominal output current (I_N)	3 A
Short-circuit-proof	yes
No-load proof	yes
Derating	> 50 °C ... 70 °C (2 % / K)
Crest factor	typ. 3.3 typ. 4.2
Output power (P_N)	15 W
Connection in parallel	yes, for increasing power and redundancy with diode
Connection in series	yes, for increased output voltage
Feedback voltage resistance	\leq 10 V DC
Protection against overvoltage at the output (OVP)	< 10 V DC
Residual ripple	typ. 80 mV _{PP}

1335698

<https://www.phoenixcontact.com/us/products/1335698>

Control deviation	< 1.5 % (Static load change 10 % ... 90 %)
	< 5 % (Dynamic load change 10 % ... 90 %, (10 Hz))
	< 0.1 % (change in input voltage ± 10 %)
Rise time	typ. 100 ms ($U_{Out} = 10$ % ... 90 %)
Minimum no-load power dissipation	< 0.1 W (120 V AC)
Maximum no-load power dissipation	< 0.1 W (230 V AC)
Minimum nominal load power dissipation	< 3.4 W (120 V AC)
Power loss nominal load max.	< 3.2 W (230 V AC)
Integrated fuse protection	no

Connection data

Input

Position	1.x
----------	-----

Connection technology: Positions

Position marking	1.1, 1.2 (L), 1.3, 1.4 (N)
------------------	----------------------------

Conductor connection

Connection method	Push-in connection
rigid	0.2 mm ² ... 2.5 mm ²
	1 mm ² (recommended)
flexible	0.2 mm ² ... 2.5 mm ²
	1 mm ² (recommended)
flexible with ferrule without plastic sleeve	0.5 mm ² ... 1.5 mm ²
	1 mm ² (recommended)
flexible with ferrule with plastic sleeve	0.2 mm ² ... 1 mm ²
	1 mm ² (recommended)
AWG	17
	24 ... 14 (Cu)
Stripping length	10 mm (rigid/flexible/ferrule without plastic sleeve)
	13 mm (Ferrule with plastic sleeve)

Output

Position	2.x
----------	-----

Connection technology: Positions

Position marking	2.1 (USB-C)
------------------	-------------

Signaling

LED signaling

Types of signaling	LED
Signal threshold	> 0.9 x U_N ($U_N = 5$ V DC) (LED lights up green)
	< 0.9 x U_N ($U_N = 5$ V DC) (LED off)

Electrical properties

STEP3-PS/1AC/5DC/3/PT/USB-C - Power supply



1335698

<https://www.phoenixcontact.com/us/products/1335698>

Number of phases	1
Insulation voltage input/output	4 kV AC (type test)
	3.75 kV AC (routine test)

Product properties

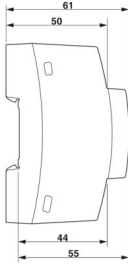
Product type	Power supply
Product family	STEP POWER
MTBF (IEC 61709, SN 29500)	> 2370000 h (25 °C)
	> 1124000 h (40 °C)
	> 643000 h (50 °C)
Environmental protection directive	RoHS Directive 2011/65/EU
	WEEE
	Reach

Insulation characteristics

Protection class	II (in closed control cabinet)
Overvoltage category (EN 61010-1)	II (≤ 4000 m)
Overvoltage category (EN 62477-1)	III (≤ 2000 m)
Degree of pollution	2

Dimensions

Item dimensions

Width	18 mm
Height	90 mm
Depth	61 mm
Depth (Device depth (DIN rail mounting))	55 mm (Device depth (DIN rail mounting))
Dimensional drawing	
Horizontal pitch	1 Div. (DIN 43880)

Installation dimensions

Installation distance right/left	0 mm / 0 mm
Installation distance top/bottom	30 mm / 30 mm

Mounting

Mounting type	DIN rail or direct mounting
Assembly note	alignable: 0 mm horizontally, 30 mm vertically
Mounting position	horizontal DIN rail NS 35, EN 60715

1335698

<https://www.phoenixcontact.com/us/products/1335698>

With protective coating	no
-------------------------	----

Material specifications

Flammability rating according to UL 94	V0 (Housing, terminal blocks, base latches)
Housing material	Plastic
Housing material	PC
Foot latch material	Polyamid

Environmental and real-life conditions

Ambient conditions

Degree of protection	IP20
Ambient temperature (operation)	-10 °C ... 70 °C (Derating: > 50 °C; 2 %/K)
Ambient temperature (storage/transport)	-40 °C ... 85 °C
Ambient temperature (start-up type tested)	-25 °C
Maximum altitude	≤ 4000 m (> 2000 m, Derating: 10 %/1000 m)
Max. permissible relative humidity (operation)	≤ 95 % (at 25 °C, non-condensing)
Shock (operation)	18 ms, 30g, per spatial direction (IEC 60068-2-27)
Vibration (operation)	< 15 Hz, amplitude ±2.5 mm (IEC 60068-2-6) 15 Hz ... 150 Hz, 2.3g, 90 min.
Temp code	T4 (-10 ... +70 °C; > 50 °C, Derating: 2 %/K)

Standards and regulations

Safety extra-low voltage

Standard designation	Safety extra-low voltage
Standards/specifications	IEC 61010-1 (SELV)

Protective extra-low voltage

Standard designation	Protective extra-low voltage
Standards/specifications	IEC 61010-2-201 (PELV)

Safe isolation

Standard designation	Safe isolation
Standards/specifications	IEC 61558-2-16

Low-voltage power supplies, DC output

Standard designation	Low-voltage power supplies, DC output
Standards/specifications	EN 61204-3

Safety requirements for electrical equipment for measurement, control, and laboratory use

Standard designation	Safety requirements for electrical equipment for measurement, control, and laboratory use
Standards/specifications	IEC 61010-1

Household and similar electrical appliances - Safety

Standard designation	Safety of electrical devices for household use and similar purposes
----------------------	---

STEP3-PS/1AC/5DC/3/PT/USB-C - Power supply



1335698

<https://www.phoenixcontact.com/us/products/1335698>

Standards/specifications	DIN EN 60335-1
--------------------------	----------------

Approvals

UL

Identification	UL/C-UL Listed UL 61010-1
----------------	---------------------------

UL

Identification	UL/C-UL Listed UL 61010-2-201
----------------	-------------------------------

UL

Identification	UL/C-UL Listed ANSI/UL 121201 Class I, Division 2, Groups A, B, C, D (Hazardous Location)
----------------	---

UL

Identification	UL 1310 Class 2 Power Units
----------------	-----------------------------

EMC data

Electromagnetic compatibility	Conformance with EMC Directive 2014/30/EU
Low Voltage Directive	Conformance with Low Voltage Directive 2014/35/EC
Interference emission	Interference emission in accordance with EN 61000-6-3 (residential and commercial) and EN 61000-6-4 (industrial)
Noise immunity	Immunity in accordance with EN 61000-6-2 (industrial)

Conducted noise emission

Standards/regulations	EN 55016 EN 61000-6-3 (Class B)
-----------------------	------------------------------------

Noise emission

Standards/regulations	EN 55016 EN 61000-6-3 (Class B)
-----------------------	------------------------------------

Harmonic currents

Standards/regulations	EN 61000-3-2 EN 61000-3-2 (Class A)
-----------------------	--

Flicker

Standards/regulations	EN 61000-3-3
Frequency range	0 kHz ... 2 kHz

Electrostatic discharge

Standards/regulations	EN 61000-4-2
-----------------------	--------------

Electrostatic discharge

Contact discharge	6 kV (Test Level 3)
Discharge in air	8 kV (Test Level 3)
Comments	Criterion A

Electromagnetic HF field

Standards/regulations	EN 61000-4-3
-----------------------	--------------

STEP3-PS/1AC/5DC/3/PT/USB-C - Power supply



1335698

<https://www.phoenixcontact.com/us/products/1335698>

Electromagnetic HF field

Frequency range	80 MHz ... 1 GHz
Test field strength	10 V/m (Test Level 3)
Frequency range	1 GHz ... 6 GHz
Test field strength	10 V/m (Test Level 3)
Comments	Criterion A

Fast transients (burst)

Standards/regulations	EN 61000-4-4
-----------------------	--------------

Fast transients (burst)

Input	asymmetrical 2 kV (Test Level 3)
Output	asymmetrical 2 kV (Test Level 3)
Comments	Criterion A

Surge voltage load (surge)

Standards/regulations	EN 61000-4-5
-----------------------	--------------

Surge voltage load (surge)

Input	symmetrical 2 kV (Test Level 4)
	asymmetrical 4 kV (Test Level 4)
Output	symmetrical 1 kV (Test Level 3)
	asymmetrical 2 kV (Test Level 3)
Comments	Criterion A

Conducted interference

Standards/regulations	EN 61000-4-6
-----------------------	--------------

Conducted interference

Input/Output	asymmetrical
Frequency range	0.15 MHz ... 80 MHz
Comments	Criterion A
Voltage	10 V (Test Level 3)

Voltage dips

Standards/regulations	EN 61000-4-11
Voltage	230 V AC
Frequency	50 Hz
Voltage dip	70 %
Number of periods	25 periods
Additional text	Class 3
Comments	Criterion A
Voltage dip	40 %
Number of periods	10 periods
Additional text	Class 3
Comments	Criterion A
Voltage dip	0 %

STEP3-PS/1AC/5DC/3/PT/USB-C - Power supply



1335698

<https://www.phoenixcontact.com/us/products/1335698>

Number of periods	1 period
Additional text	Class 3
Comments	Criterion A

Criteria

Criterion A	Normal operating behavior within the specified limits.
Criterion B	Temporary impairment to operational behavior that is corrected by the device itself.
Criterion C	Temporary adverse effects on the operating behavior, which the device corrects automatically or which can be restored by actuating the operating elements.

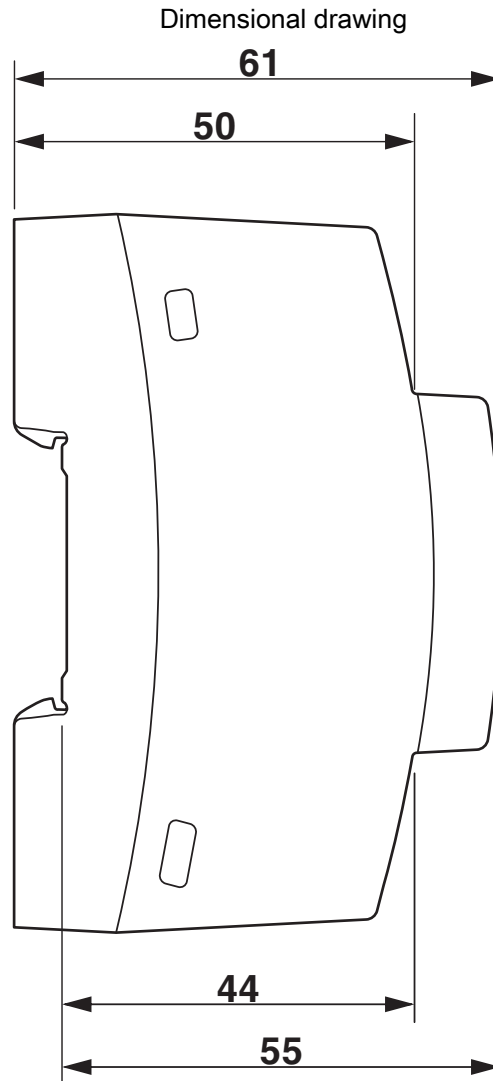
STEP3-PS/1AC/5DC/3/PT/USB-C - Power supply



1335698

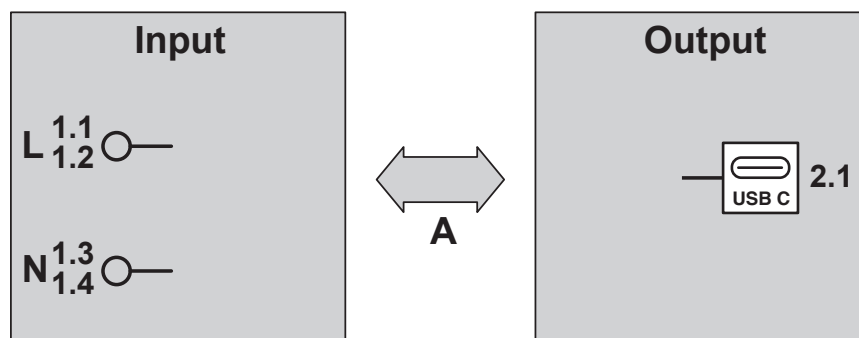
<https://www.phoenixcontact.com/us/products/1335698>

Drawings



Device dimensions (dimensions in mm)

Schematic diagram

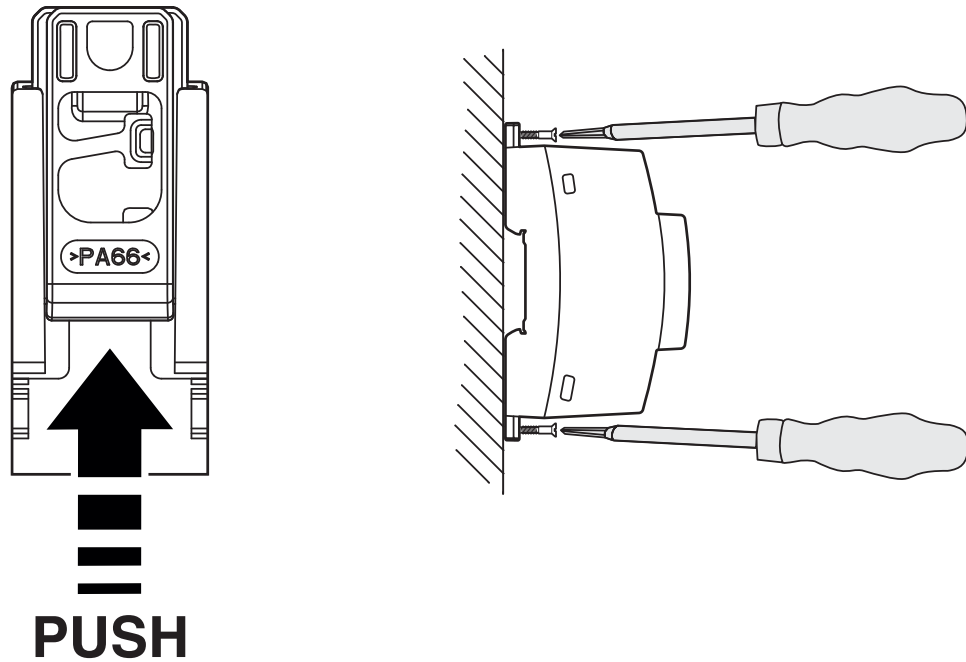


Test sections, insulation voltage

1335698

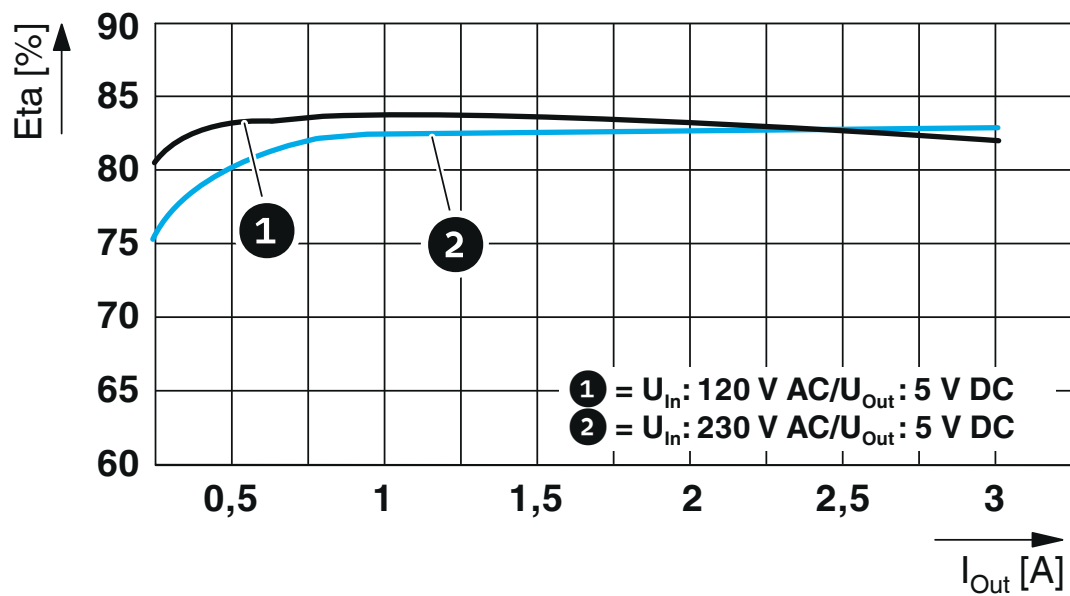
<https://www.phoenixcontact.com/us/products/1335698>

Schematic diagram



Mounting option

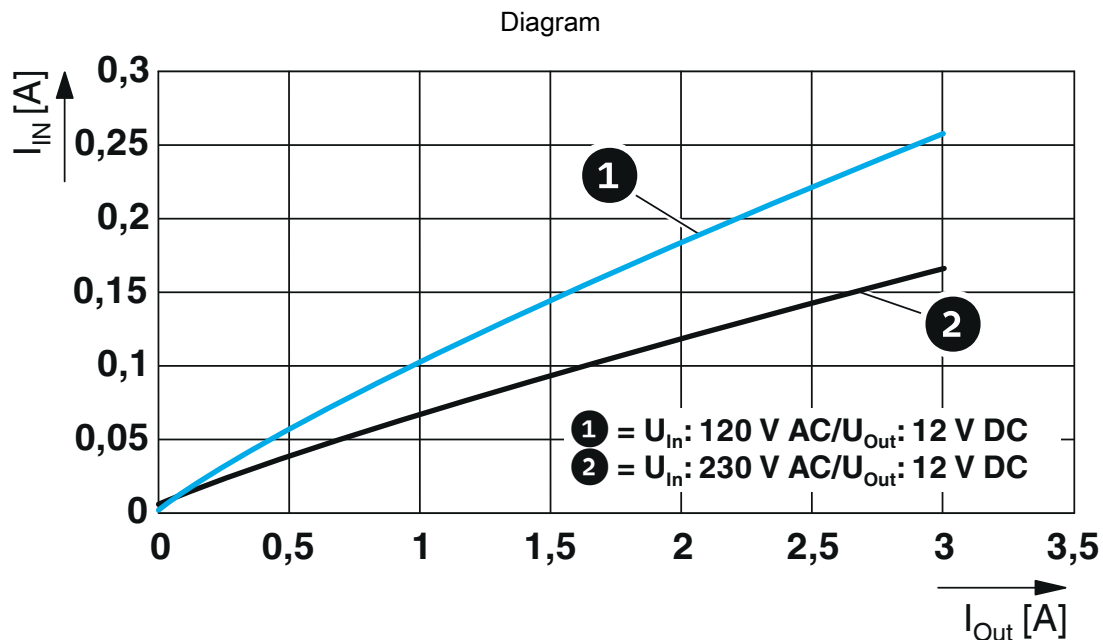
Diagram



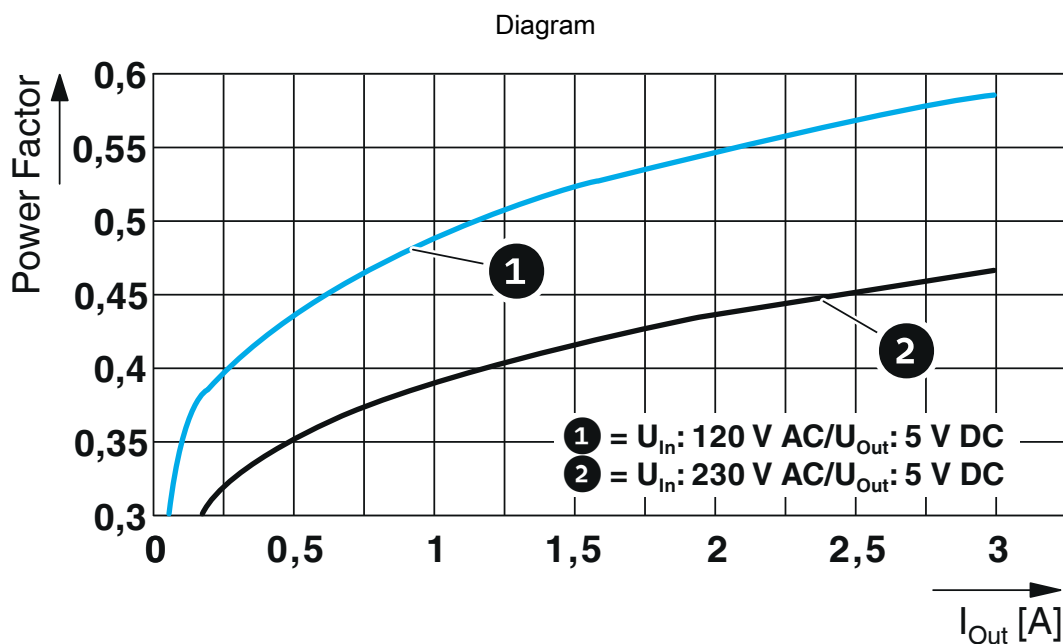
Efficiency

1335698

<https://www.phoenixcontact.com/us/products/1335698>



Input current/output current



Power factor

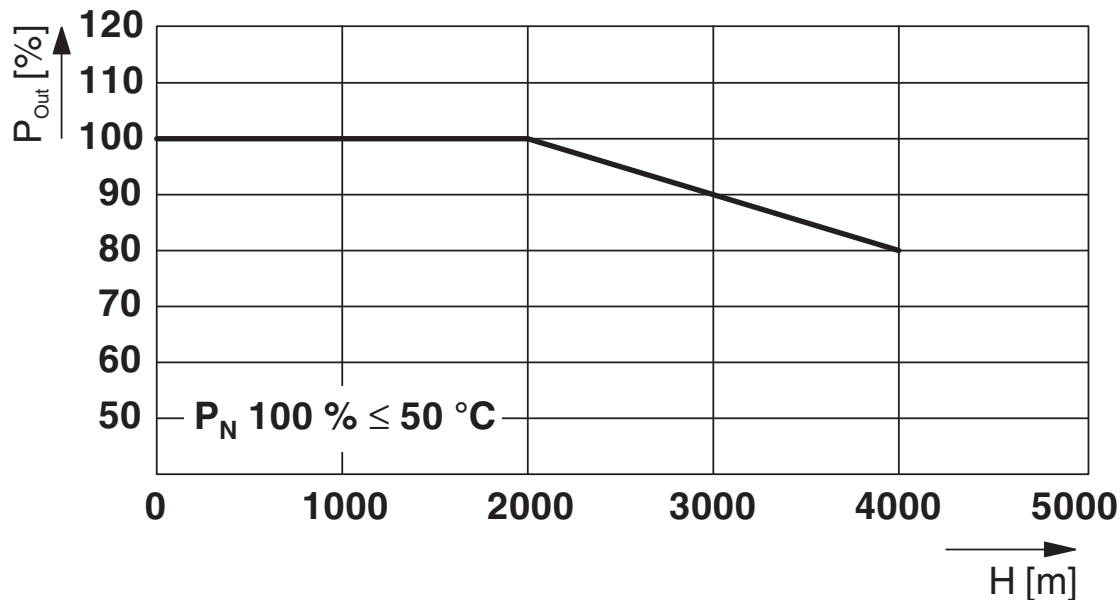
STEP3-PS/1AC/5DC/3/PT/USB-C - Power supply



1335698

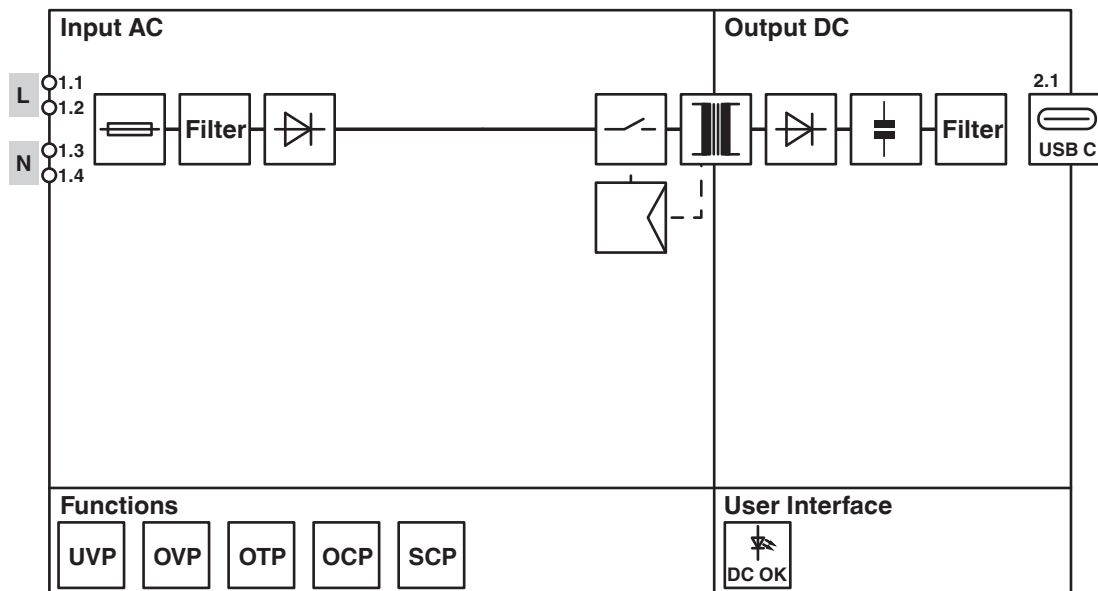
<https://www.phoenixcontact.com/us/products/1335698>

Diagram



Output power/installation altitude

Block diagram



Block diagram

STEP3-PS/1AC/5DC/3/PT/USB-C - Power supply



1335698

<https://www.phoenixcontact.com/us/products/1335698>

Approvals

To download certificates, visit the product detail page: <https://www.phoenixcontact.com/us/products/1335698>



cULus Listed

Approval ID: FILE E 123528



IECEE CB Scheme

Approval ID: SI-12578



cULus Listed

Approval ID: FILE E 199827

STEP3-PS/1AC/5DC/3/PT/USB-C - Power supply



1335698

<https://www.phoenixcontact.com/us/products/1335698>

Classifications

ECLASS

ECLASS-13.0	27040701
ECLASS-15.0	27040701

ETIM

ETIM 10.0	EC002540
-----------	----------

UNSPSC

UNSPSC 21.0	39121000
-------------	----------

1335698

<https://www.phoenixcontact.com/us/products/1335698>

Environmental product compliance

EU RoHS

Fulfills EU RoHS substance requirements	Yes
Exemption	6(c), 7(c)-I

China RoHS

Environment friendly use period (EFUP)	EFUP-25
	An article-related China RoHS declaration table can be found in the download area for the respective article under "Manufacturer declaration". For all articles with EFUP-E, no China RoHS declaration table issued and required.

EU REACH SVHC

REACH candidate substance (CAS No.)	Lead(CAS: 7439-92-1)
SCIP	d032b0d9-89de-4afe-9402-6b247d25549d

EF3.1 Climate Change

CO2e kg	2.771 kg CO2e
---------	---------------

Phoenix Contact 2026 © - all rights reserved
<https://www.phoenixcontact.com>

Phoenix Contact USA
586 Fulling Mill Road
Middletown, PA 17057, United States
(+717) 944-1300
info@phoenixcon.com