

# XTV 16-PE - Protective conductor terminal block



1329674

<https://www.phoenixcontact.com/us/products/1329674>

Please be informed that the data shown in this PDF document is generated from our online catalog. Please find the complete data in the user documentation. Our general terms of use for downloads are valid.



Protective conductor terminal block, number of connections: 2, number of positions: 1, connection method: Push-X-connection, Rated cross section: 16 mm<sup>2</sup>, cross section: 2.5 mm<sup>2</sup> - 25 mm<sup>2</sup>, mounting type: NS 35/7,5, NS 35/15, color: green-yellow

## Your advantages

- Maximum ease of use thanks to the effortless and tool-free Push-X technology
- Quick installation of all types of conductors with and without ferrule
- Open clamping chambers guarantee quick wiring on site
- Full flexibility thanks to the standardized CLIPLINE complete bridging, marking, and testing accessories
- Meet the requirements of DIN EN 60947-7-2 or IEC 60947-7-2 for protective conductor connections
- High level of safety thanks to the low-resistance connection to the ground potential via the top-hat rail
- Direct contacting with the DIN rail enables fast, error-free grounding without additional wiring effort.

**Push-X Technology** 

Designed by Phoenix Contact

## Commercial data

Item number	1329674
Packing unit	50 pc
Minimum order quantity	50 pc
Sales key	BE25
Product key	BE2521
GTIN	4063151625320
Weight per piece (including packing)	53.72 g
Weight per piece (excluding packing)	52.5 g
Customs tariff number	85369010
Country of origin	CN

# XTV 16-PE - Protective conductor terminal block



1329674

<https://www.phoenixcontact.com/us/products/1329674>

## Technical data

### Product properties

Product type	Ground terminal block
Product family	XTV
Area of application	Railway industry
	Machine building
	Plant engineering
Number of positions	1
Number of connections	2
Number of rows	1
Potentials	1

### Insulation characteristics

Overvoltage category	III
Degree of pollution	3

### Electrical properties

Rated surge voltage	8 kV
Maximum power dissipation for nominal condition	0 W

### Connection data

Grounding foot	Yes
Number of connections per level	2
Nominal cross section	16 mm <sup>2</sup>
Connection method	Push-X-connection
Stripping length	18 mm ... 20 mm
Internal cylindrical gage	A7
	B6
Connection in acc. with standard	IEC 60947-7-2
Conductor cross-section rigid	2.5 mm <sup>2</sup> ... 25 mm <sup>2</sup>
Cross section AWG	12 ... 4 (converted acc. to IEC)
Conductor cross-section flexible	4 mm <sup>2</sup> ... 25 mm <sup>2</sup>
Conductor cross-section, flexible [AWG]	10 ... 4 (converted acc. to IEC)
Conductor cross-section flexible (ferrule without plastic sleeve)	2.5 mm <sup>2</sup> ... 16 mm <sup>2</sup>
Flexible conductor cross-section (ferrule with plastic sleeve)	2.5 mm <sup>2</sup> ... 16 mm <sup>2</sup>
Nominal cross section	16 mm <sup>2</sup>
Note	For a 25 mm <sup>2</sup> conductor connection, the NS 35/15-2,3 must be used

### Dimensions

Width	12.2 mm
Height	77.2 mm
Depth	49.8 mm

# XTV 16-PE - Protective conductor terminal block



1329674

<https://www.phoenixcontact.com/us/products/1329674>

Depth on NS 35/7,5	51.3 mm
Depth on NS 35/15	58.8 mm

## Material specifications

Color	green-yellow
Flammability rating according to UL 94	V0
Insulating material group	I
Insulating material	PA
Static insulating material application in cold	-60 °C
Relative insulation material temperature index (Elec., UL 746 B)	130 °C
Fire protection for rail vehicles (DIN EN 45545-2) R22	HL 1 - HL 3
Fire protection for rail vehicles (DIN EN 45545-2) R23	HL 1 - HL 3
Fire protection for rail vehicles (DIN EN 45545-2) R24	HL 1 - HL 3
Fire protection for rail vehicles (DIN EN 45545-2) R26	HL 1 - HL 3
Surface flammability NFPA 130 (ASTM E 162)	passed
Specific optical density of smoke NFPA 130 (ASTM E 662)	passed
Smoke gas toxicity NFPA 130 (SMP 800C)	passed

## Mechanical properties

### Mechanical data

Open side panel	Yes
-----------------	-----

## Environmental and real-life conditions

### Oscillation/broadband noise

Specification	DIN EN 50155 (VDE 0115-200):2018-05
Spectrum	Long life test category 2, bogie-mounted
Frequency	$f_1 = 5 \text{ Hz}$ to $f_2 = 250 \text{ Hz}$
ASD level	$6.12 \text{ (m/s}^2\text{)}^2\text{/Hz}$
Acceleration	3.12g
Test duration per axis	5 h
Test directions	X-, Y- and Z-axis
Result	Test passed

### Shocks

Specification	DIN EN 50155 (VDE 0115-200):2018-05
Pulse shape	Half-sine
Acceleration	30g
Shock duration	18 ms
Number of shocks per direction	3
Test directions	X-, Y- and Z-axis (pos. and neg.)
Result	Test passed

### Ambient conditions

Ambient temperature (operation)	-60 °C ... 110 °C (Operating temperature range incl. self-heating;
---------------------------------	--

# XTV 16-PE - Protective conductor terminal block



1329674

<https://www.phoenixcontact.com/us/products/1329674>

	for max. short-term operating temperature, see RTI Elec.)
Ambient temperature (storage/transport)	-25 °C ... 60 °C (for a short time, not exceeding 24 h, -60 °C to +70 °C)
Ambient temperature (assembly)	-5 °C ... 70 °C
Ambient temperature (actuation)	-5 °C ... 70 °C
Permissible humidity (operation)	20 % ... 90 %
Permissible humidity (storage/transport)	30 % ... 70 %

## Standards and regulations

Connection in acc. with standard	IEC 60947-7-2
----------------------------------	---------------

## Mounting

Mounting type	NS 35/7,5
	NS 35/15

# XTV 16-PE - Protective conductor terminal block

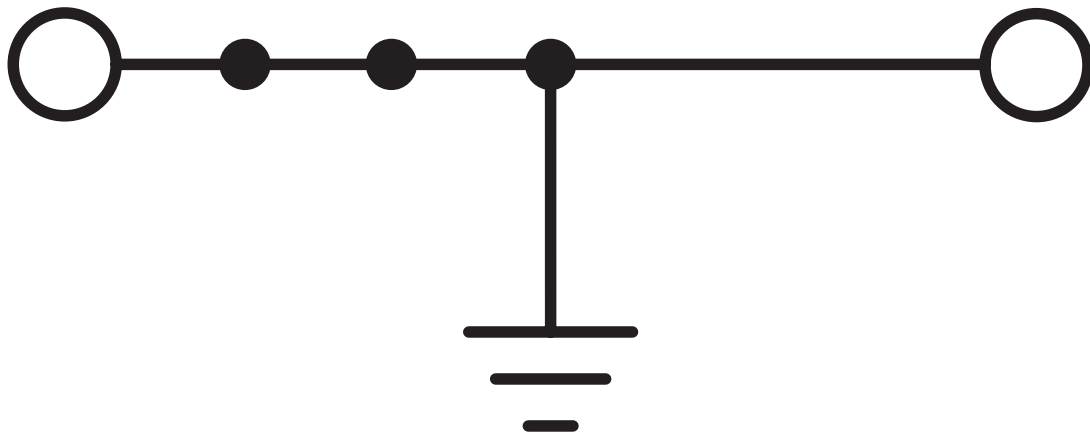


1329674

<https://www.phoenixcontact.com/us/products/1329674>

## Drawings

Circuit diagram



# XTV 16-PE - Protective conductor terminal block





1329674

<https://www.phoenixcontact.com/us/products/1329674>

## Approvals

To download certificates, visit the product detail page: <https://www.phoenixcontact.com/us/products/1329674>

 <b>CSA</b> Approval ID: 158887				
	Nominal voltage $U_N$	Nominal current $I_N$	Cross section AWG	Cross section $mm^2$
B	-	-	10 - 4	-
C	-	-	10 - 4	-

 <b>cULus Recognized</b> Approval ID: E60425				
	Nominal voltage $U_N$	Nominal current $I_N$	Cross section AWG	Cross section $mm^2$
B	-	-	10 - 4	-
C	-	-	10 - 4	-

<b>DNV</b> Approval ID: TAE000050T				
---------------------------------------	--	--	--	--

# XTV 16-PE - Protective conductor terminal block



1329674

<https://www.phoenixcontact.com/us/products/1329674>

## Classifications

### ECLASS

ECLASS-13.0	27250103
ECLASS-15.0	27250103

### ETIM

ETIM 10.0	EC000901
-----------	----------

### UNSPSC

UNSPSC 21.0	39121400
-------------	----------

# XTV 16-PE - Protective conductor terminal block



1329674

<https://www.phoenixcontact.com/us/products/1329674>

## Environmental product compliance

### EU RoHS

Fulfills EU RoHS substance requirements	Yes, No exemptions
---	--------------------

### China RoHS

Environment friendly use period (EFUP)	EFUP-E
	No hazardous substances above the limits

### EU REACH SVHC

REACH candidate substance (CAS No.)	No substance above 0.1 wt%
-------------------------------------	----------------------------

Phoenix Contact 2026 © - all rights reserved  
<https://www.phoenixcontact.com>

Phoenix Contact USA  
586 Fulling Mill Road  
Middletown, PA 17057, United States  
(+717) 944-1300  
[info@phoenixcon.com](mailto:info@phoenixcon.com)