


XTV 6-QUATTRO BU - Feed-through terminal block



1329512

<https://www.phoenixcontact.com/us/products/1329512>

Please be informed that the data shown in this PDF document is generated from our online catalog. Please find the complete data in the user documentation. Our general terms of use for downloads are valid.



Feed-through terminal block, nom. voltage: 1000 V, nominal current: 41 A, number of connections: 4, number of positions: 1, connection method: Push-X-connection, Rated cross section: 6 mm², cross section: 0.5 mm² - 10 mm², mounting type: NS 35/7,5, NS 35/15, color: blue

Your advantages

- Maximum ease of use thanks to the effortless and tool-free Push-X technology
- Quick installation of all types of conductors with and without ferrule
- Open clamping chambers guarantee quick wiring on site
- Clear identification of the conductor connection
- Full flexibility thanks to the standardized CLIPLINE complete bridging, marking, and testing accessories
- Compact wiring of three conductors in a single terminal block
- Optimized for manual and automated wiring

Push-X Technology 

Designed by Phoenix Contact

Commercial data

Item number	1329512
Packing unit	50 pc
Minimum order quantity	50 pc
Sales key	BE25
Product key	BE2513
GTIN	4063151623074
Weight per piece (including packing)	31.2 g
Weight per piece (excluding packing)	31.2 g
Customs tariff number	85369010
Country of origin	CN

XTV 6-QUATTRO BU - Feed-through terminal block



1329512

<https://www.phoenixcontact.com/us/products/1329512>

Technical data

Notes

General

Note	The max. load current must not be exceeded by the total current of all connected conductors.
------	--

Product properties

Product type	Multi-conductor terminal block
Product family	XTV
Area of application	Railway industry
	Machine building
	Plant engineering
Number of positions	1
Number of connections	4
Number of rows	1
Potentials	1

Insulation characteristics

Overvoltage category	III
Degree of pollution	3

Electrical properties

Rated surge voltage	8 kV
Maximum power dissipation for nominal condition	1.31 W

Connection data

Number of connections per level	4
Nominal cross section	6 mm ²
Connection method	Push-X-connection
Stripping length	10 mm ... 12 mm
Internal cylindrical gage	A5
	B4
Connection in acc. with standard	IEC 60947-7-1
Conductor cross-section rigid	0.5 mm ² ... 10 mm ²
Cross section AWG	20 ... 8 (converted acc. to IEC)
Conductor cross-section flexible	1.5 mm ² ... 10 mm ²
Conductor cross-section, flexible [AWG]	14 ... 8 (converted acc. to IEC)
Conductor cross-section flexible (ferrule without plastic sleeve)	1.5 mm ² ... 6 mm ²
Flexible conductor cross-section (ferrule with plastic sleeve)	1.5 mm ² ... 6 mm ²
2 conductors with the same cross section, flexible, with TWIN ferrule with plastic sleeve	1.5 mm ² ... 4 mm ²
Nominal cross section	6 mm ²
Nominal current	41 A

XTV 6-QUATTRO BU - Feed-through terminal block



1329512

<https://www.phoenixcontact.com/us/products/1329512>

Maximum load current	52 A (with 10 mm ² conductor cross-section, rigid)
Nominal voltage	1000 V

Dimensions

Width	8.2 mm
End cover width	2.2 mm
Height	90.6 mm
Depth	57.6 mm
Depth on NS 35/7,5	59.1 mm
Depth on NS 35/15	66.6 mm

Material specifications

Color	blue (RAL 5015)
Flammability rating according to UL 94	V0
Insulating material group	I
Insulating material	PA
Static insulating material application in cold	-60 °C
Relative insulation material temperature index (Elec., UL 746 B)	130 °C
Fire protection for rail vehicles (DIN EN 45545-2) R22	HL 1 - HL 3
Fire protection for rail vehicles (DIN EN 45545-2) R23	HL 1 - HL 3
Fire protection for rail vehicles (DIN EN 45545-2) R24	HL 1 - HL 3
Fire protection for rail vehicles (DIN EN 45545-2) R26	HL 1 - HL 3
Surface flammability NFPA 130 (ASTM E 162)	passed
Specific optical density of smoke NFPA 130 (ASTM E 662)	passed
Smoke gas toxicity NFPA 130 (SMP 800C)	passed

Electrical tests

Surge voltage test

Result	Test passed
--------	-------------

Temperature-rise test

Requirement temperature-rise test	Increase in temperature ≤ 45 K
Result	Test passed
Short-time withstand current 6 mm ²	0.72 kA
Result	Test passed

Power-frequency withstand voltage

Test voltage setpoint	2.2 kV
Result	Test passed

Mechanical properties

Mechanical data

Open side panel	Yes
-----------------	-----

Mechanical tests

XTV 6-QUATTRO BU - Feed-through terminal block



1329512

<https://www.phoenixcontact.com/us/products/1329512>

Mechanical strength

Result	Test passed
--------	-------------

Attachment on the carrier

DIN rail/fixing support	NS 32/NS 35
Result	Test passed

Test for conductor damage and slackening

Rotation speed	9 rpm
Revolutions	135
Conductor cross-section/weight	0.5 mm ² / 0.3 kg
	6 mm ² / 1.4 kg
	10 mm ² / 2 kg
Result	Test passed

Environmental and real-life conditions

Aging

Result	Test passed
--------	-------------

Needle-flame test

Time of exposure	30 s
Result	Test passed

Oscillation/broadband noise

Specification	DIN EN 50155 (VDE 0115-200):2022-06
Spectrum	Long life test category 2, bogie-mounted
Frequency	$f_1 = 5 \text{ Hz}$ to $f_2 = 250 \text{ Hz}$
ASD level	6.12 (m/s ²) ² /Hz
Acceleration	3.12g
Test duration per axis	5 h
Test directions	X-, Y- and Z-axis
Result	Test passed

Shocks

Specification	DIN EN 50155 (VDE 0115-200):2022-06
Pulse shape	Half-sine
Acceleration	30g
Shock duration	18 ms
Number of shocks per direction	3
Test directions	X-, Y- and Z-axis (pos. and neg.)
Result	Test passed

Ambient conditions

Ambient temperature (operation)	-60 °C ... 110 °C (Operating temperature range incl. self-heating; for max. short-term operating temperature, see RTI Elec.)
---------------------------------	--

XTV 6-QUATTRO BU - Feed-through terminal block



1329512

<https://www.phoenixcontact.com/us/products/1329512>

Ambient temperature (storage/transport)	-25 °C ... 60 °C (for a short time, not exceeding 24 h, -60 °C to +70 °C)
Ambient temperature (assembly)	-5 °C ... 70 °C
Ambient temperature (actuation)	-5 °C ... 70 °C
Permissible humidity (operation)	20 % ... 90 %
Permissible humidity (storage/transport)	30 % ... 70 %

Standards and regulations

Connection in acc. with standard	IEC 60947-7-1
----------------------------------	---------------

Mounting

Mounting type	NS 35/7,5
	NS 35/15

XTV 6-QUATTRO BU - Feed-through terminal block



1329512

<https://www.phoenixcontact.com/us/products/1329512>

Drawings

Circuit diagram



XTV 6-QUATTRO BU - Feed-through terminal block





1329512

<https://www.phoenixcontact.com/us/products/1329512>

Approvals

To download certificates, visit the product detail page: <https://www.phoenixcontact.com/us/products/1329512>

 CSA Approval ID: 158887				
	Nominal voltage U_N	Nominal current I_N	Cross section AWG	Cross section mm^2
B	600 V	40 A	14 - 8	-
C	600 V	40 A	14 - 8	-

 cULus Recognized Approval ID: E60425				
	Nominal voltage U_N	Nominal current I_N	Cross section AWG	Cross section mm^2
B	600 V	40 A	14 - 8	-
C	600 V	40 A	14 - 8	-
F	1000 V	40 A	14 - 8	-

DNV Approval ID: TAE000050T				
---------------------------------------	--	--	--	--

XTV 6-QUATTRO BU - Feed-through terminal block



1329512

<https://www.phoenixcontact.com/us/products/1329512>

Classifications

ECLASS

ECLASS-13.0	27250101
ECLASS-15.0	27250101

ETIM

ETIM 10.0	EC000897
-----------	----------

UNSPSC

UNSPSC 21.0	39121400
-------------	----------

XTV 6-QUATTRO BU - Feed-through terminal block



1329512

<https://www.phoenixcontact.com/us/products/1329512>

Environmental product compliance

EU RoHS

Fulfills EU RoHS substance requirements	Yes, No exemptions
---	--------------------

China RoHS

Environment friendly use period (EFUP)	EFUP-E
	No hazardous substances above the limits

EU REACH SVHC

REACH candidate substance (CAS No.)	No substance above 0.1 wt%
-------------------------------------	----------------------------

Phoenix Contact 2026 © - all rights reserved
<https://www.phoenixcontact.com>

Phoenix Contact USA
586 Fulling Mill Road
Middletown, PA 17057, United States
(+717) 944-1300
info@phoenixcon.com