

# PTV 6-QUATTRO RD - Feed-through terminal block



1291927

<https://www.phoenixcontact.com/us/products/1291927>

Please be informed that the data shown in this PDF document is generated from our online catalog. Please find the complete data in the user documentation. Our general terms of use for downloads are valid.



Feed-through terminal block, nom. voltage: 1000 V, nominal current: 41 A, number of connections: 4, number of positions: 1, connection method: Push-in connection, Rated cross section: 6 mm<sup>2</sup>, cross section: 0.5 mm<sup>2</sup> - 10 mm<sup>2</sup>, mounting type: NS 35/7,5, NS 35/15, color: red

## Your advantages

- Time-saving conductor connection thanks to tool-free direct-connection technology
- Convenient plugging with lower insertion force
- High conductor pull-out forces due to the spring design
- Vibration-resistant and maintenance-free conductor connection
- Full flexibility thanks to the standardized CLIPLINE complete bridging, marking, and testing accessories
- Compact wiring of three conductors in a single terminal block
- Optimized for manual and automated wiring

## Commercial data

Item number	1291927
Packing unit	50 pc
Minimum order quantity	50 pc
Sales key	BE23
Product key	BE2313
GTIN	4063151524531
Weight per piece (including packing)	25.07 g
Weight per piece (excluding packing)	25.07 g
Customs tariff number	85369010
Country of origin	CN

## Technical data

### Notes

#### General

Note	The max. load current must not be exceeded by the total current of all connected conductors.
------	--

### Product properties

Product type	Feed-through terminal block
Product family	PTV
Area of application	Railway industry
	Machine building
	Plant engineering
	Process industry
Number of positions	1
Number of connections	4
Number of rows	1

#### Insulation characteristics

Overvoltage category	III
Degree of pollution	3

### Electrical properties

Rated surge voltage	8 kV
Maximum power dissipation for nominal condition	1.31 W

### Connection data

Number of connections per level	4
Nominal cross section	6 mm <sup>2</sup>
Connection method	Push-in connection
Stripping length	10 mm ... 12 mm
Internal cylindrical gage	A5
Connection in acc. with standard	IEC 60947-7-1
Conductor cross-section rigid	0.5 mm <sup>2</sup> ... 10 mm <sup>2</sup>
Cross section AWG	20 ... 8 (converted acc. to IEC)
Conductor cross-section flexible	0.5 mm <sup>2</sup> ... 10 mm <sup>2</sup>
Conductor cross-section, flexible [AWG]	20 ... 8 (converted acc. to IEC)
Conductor cross-section flexible (ferrule without plastic sleeve)	0.5 mm <sup>2</sup> ... 6 mm <sup>2</sup>
Flexible conductor cross-section (ferrule with plastic sleeve)	0.5 mm <sup>2</sup> ... 6 mm <sup>2</sup>
Conductor cross-section flexible (2 conductors with the same cross-section, with TWIN ferrule and plastic sleeve)	0.5 mm <sup>2</sup> ... 4 mm <sup>2</sup>
Nominal cross section	6 mm <sup>2</sup>
Nominal current	41 A
Maximum load current	52 A (with 10 mm <sup>2</sup> conductor cross-section, rigid)

# PTV 6-QUATTRO RD - Feed-through terminal block



1291927

<https://www.phoenixcontact.com/us/products/1291927>

Nominal voltage	1000 V
Connection cross sections directly pluggable	
Conductor cross-section rigid	1.5 mm <sup>2</sup> ... 10 mm <sup>2</sup>
Conductor cross-section, rigid [AWG]	16 ... 8 (converted acc. to IEC)
Conductor cross-section flexible (ferrule without plastic sleeve)	4 mm <sup>2</sup> ... 6 mm <sup>2</sup>
Flexible conductor cross-section (ferrule with plastic sleeve)	2.5 mm <sup>2</sup> ... 6 mm <sup>2</sup>

## Ex data

### Rated data (ATEX/IECEX)

Identification	⊕ II 2 G Ex eb IIC Gb
Operating temperature range	-60 °C ... 110 °C
Ex-certified accessories	1180930 D-PTV 6-QUATTRO 1182214 DS-PTV 6 3022276 CLIPFIX 35-5 1212602 SZS 0,6X3,5 VDE
List of bridges	Plug-in bridge / FBS 2-8 / 3030284 Plug-in bridge / FBS 3-8 / 3030297 Plug-in bridge / FBS 4-8 / 3030307 Plug-in bridge / FBS 5-8 / 3030310 Plug-in bridge / FBS 6-8 / 3032470 Plug-in bridge / FBS 10-8 / 3030323
Bridge data	36 A (6 mm <sup>2</sup> )
Ex temperature increase	40 K (35 A/6 mm <sup>2</sup> )
for bridging with bridge	550 V
- At bridging between non-adjacent terminal blocks	352 V
- At bridging between non-adjacent terminal blocks via PE terminal block	352 V
- At cut-to-length bridging	220 V
- At cut-to-length bridging with cover	275 V
Rated insulation voltage	500 V
output	(Permanent)

### Ex level General

Rated voltage	550 V
Rated current	35 A (6 mm <sup>2</sup> )
Maximum load current	45 A (10 mm <sup>2</sup> )
Contact resistance	0.7 mΩ

### Ex connection data General

Nominal cross section	6 mm <sup>2</sup>
Rated cross section AWG	10
Connection capacity rigid	0.5 mm <sup>2</sup> ... 10 mm <sup>2</sup>
Connection capacity AWG	20 ... 8
Connection capacity flexible	0.5 mm <sup>2</sup> ... 10 mm <sup>2</sup>

# PTV 6-QUATTRO RD - Feed-through terminal block



1291927

<https://www.phoenixcontact.com/us/products/1291927>

Connection capacity AWG	20 ... 8
-------------------------	----------

## Dimensions

Width	8.2 mm
End cover width	2.2 mm
Height	84.7 mm
Depth	57.6 mm
Depth on NS 35/7,5	59.1 mm
Depth on NS 35/15	66.6 mm

## Material specifications

Color	red (RAL 3001)
Flammability rating according to UL 94	V0
Insulating material group	I
Insulating material	PA 6.6
Static insulating material application in cold	-60 °C
Temperature index of insulation material (DIN EN 60216-1 (VDE 0304-21))	125 °C
Relative insulation material temperature index (Elec., UL 746 B)	125 °C

## Electrical tests

### Surge voltage test

Result	Test passed
--------	-------------

### Temperature-rise test

Requirement temperature-rise test	Increase in temperature $\leq 45$ K
Result	Test passed
Short-time withstand current 6 mm <sup>2</sup>	0.72 kA
Result	Test passed

### Power-frequency withstand voltage

Test voltage setpoint	2.2 kV
Result	Test passed

## Mechanical properties

### Mechanical data

Open side panel	Yes
-----------------	-----

## Mechanical tests

### Mechanical strength

Result	Test passed
--------	-------------

### Attachment on the carrier

DIN rail/fixing support	NS 35
Result	Test passed

1291927

<https://www.phoenixcontact.com/us/products/1291927>

## Test for conductor damage and slackening

Rotation speed	10 rpm
Revolutions	135
Conductor cross-section/weight	0.5 mm <sup>2</sup> / 0.3 kg
	6 mm <sup>2</sup> / 1.4 kg
	10 mm <sup>2</sup> / 2 kg
Result	Test passed

## Environmental and real-life conditions

### Aging

Temperature cycles	192
Result	Test passed

### Needle-flame test

Time of exposure	30 s
Result	Test passed

### Oscillation/broadband noise

Specification	DIN EN 50155 (VDE 0115-200):2018-05
Spectrum	Long life test category 2, bogie-mounted
Frequency	$f_1 = 5 \text{ Hz}$ to $f_2 = 250 \text{ Hz}$
ASD level	6.12 (m/s <sup>2</sup> ) <sup>2</sup> /Hz
Acceleration	3.12g
Test duration per axis	5 h
Test directions	X-, Y- and Z-axis
Result	Test passed

### Shocks

Specification	DIN EN 50155 (VDE 0115-200):2018-05
Pulse shape	Half-sine
Acceleration	30g
Shock duration	18 ms
Number of shocks per direction	3
Test directions	X-, Y- and Z-axis (pos. and neg.)
Result	Test passed

### Ambient conditions

Ambient temperature (operation)	-60 °C ... 110 °C (Operating temperature range incl. self-heating; for max. short-term operating temperature, see RTI Elec.)
Ambient temperature (storage/transport)	-25 °C ... 60 °C (for a short time, not exceeding 24 h, -60 °C to +70 °C)
Ambient temperature (assembly)	-5 °C ... 70 °C
Ambient temperature (actuation)	-5 °C ... 70 °C
Permissible humidity (operation)	20 % ... 90 %
Permissible humidity (storage/transport)	30 % ... 70 %

# PTV 6-QUATTRO RD - Feed-through terminal block



1291927

<https://www.phoenixcontact.com/us/products/1291927>

## Standards and regulations

Connection in acc. with standard	IEC 60947-7-1
----------------------------------	---------------

## Mounting

Mounting type	NS 35/7,5
	NS 35/15

# PTV 6-QUATTRO RD - Feed-through terminal block



1291927

<https://www.phoenixcontact.com/us/products/1291927>

## Drawings

Circuit diagram



# PTV 6-QUATTRO RD - Feed-through terminal block




1291927

<https://www.phoenixcontact.com/us/products/1291927>


## Approvals


To download certificates, visit the product detail page: <https://www.phoenixcontact.com/us/products/1291927>


 <b>IECEE CB Scheme</b> Approval ID: DE1-67001				
	Nominal voltage $U_N$	Nominal current $I_N$	Cross section AWG	Cross section $\text{mm}^2$
keine				
	1000 V	41 A	-	0.5 - 10


 <b>EAC</b> Approval ID: RU C-DE.BL08.B.00644				
---	--	--	--	--


 <b>VDE Zeichengenehmigung</b> Approval ID: 40056061				
	Nominal voltage $U_N$	Nominal current $I_N$	Cross section AWG	Cross section $\text{mm}^2$
keine				
	1000 V	41 A	-	0.5 - 10

 <b>CCC</b> Approval ID: 2021122313114374				
---	--	--	--	--

 <b>IECEx</b> Approval ID: IECExPTB20.0037U				
---	--	--	--	--

 <b>ATEX</b> Approval ID: PTB20ATEX1016U				
--	--	--	--	--

 <b>UKCA-EX</b> Approval ID: CSAE 22UKEX1099U				
---	--	--	--	--

 <b>EAC Ex</b> Approval ID: KZ 7500525010101950				
---	--	--	--	--

# PTV 6-QUATTRO RD - Feed-through terminal block



1291927

<https://www.phoenixcontact.com/us/products/1291927>

## Classifications

### ECLASS

ECLASS-13.0	27250101
ECLASS-15.0	27250101

### ETIM

ETIM 10.0	EC000897
-----------	----------

### UNSPSC

UNSPSC 21.0	39121400
-------------	----------

# PTV 6-QUATTRO RD - Feed-through terminal block



1291927

<https://www.phoenixcontact.com/us/products/1291927>

## Environmental product compliance

### EU RoHS

Fulfills EU RoHS substance requirements	Yes, No exemptions
---	--------------------

### China RoHS

Environment friendly use period (EFUP)	EFUP-E
	No hazardous substances above the limits

### EU REACH SVHC

REACH candidate substance (CAS No.)	No substance above 0.1 wt%
-------------------------------------	----------------------------

Phoenix Contact 2026 © - all rights reserved  
<https://www.phoenixcontact.com>

Phoenix Contact USA  
586 Fulling Mill Road  
Middletown, PA 17057, United States  
(+717) 944-1300  
[info@phoenixcon.com](mailto:info@phoenixcon.com)