

# PTV 4-QUATTRO BK - Feed-through terminal block



1291898

<https://www.phoenixcontact.com/us/products/1291898>

Please be informed that the data shown in this PDF document is generated from our online catalog. Please find the complete data in the user documentation. Our general terms of use for downloads are valid.



Feed-through terminal block, nom. voltage: 1000 V, nominal current: 32 A, number of connections: 4, connection method: Push-in connection, Rated cross section: 4 mm<sup>2</sup>, cross section: 0.2 mm<sup>2</sup> - 6 mm<sup>2</sup>, mounting type: NS 35/7,5, NS 35/15, color: black

## Your advantages

- Time-saving conductor connection thanks to tool-free direct-connection technology
- Convenient plugging with lower insertion force
- High conductor pull-out forces due to the spring design
- Vibration-resistant and maintenance-free conductor connection
- Full flexibility thanks to the standardized CLIPLINE complete bridging, marking, and testing accessories
- Compact wiring of three conductors in a single terminal block
- Optimized for manual and automated wiring

## Commercial data

Item number	1291898
Packing unit	50 pc
Minimum order quantity	50 pc
Sales key	BE23
Product key	BE2313
GTIN	4063151524869
Weight per piece (including packing)	12.15 g
Weight per piece (excluding packing)	12 g
Customs tariff number	85369010
Country of origin	CN

# PTV 4-QUATTRO BK - Feed-through terminal block



1291898

<https://www.phoenixcontact.com/us/products/1291898>

## Technical data

### Notes

#### General

Note	The max. load current must not be exceeded by the total current of all connected conductors.
------	--

### Product properties

Product type	Multi-conductor terminal block
Product family	PTV
Area of application	Railway industry
	Machine building
	Plant engineering
	Process industry
Number of connections	4
Number of rows	1
Potentials	1

#### Insulation characteristics

Overvoltage category	III
Degree of pollution	3

### Electrical properties

Maximum power dissipation for nominal condition	1.02 W
---	--------

### Connection data

Number of connections per level	4
Nominal cross section	4 mm <sup>2</sup>
Connection method	Push-in connection
Stripping length	9 mm ... 11 mm
Internal cylindrical gage	A4
Connection in acc. with standard	IEC 60947-7-1
Conductor cross-section rigid	0.2 mm <sup>2</sup> ... 6 mm <sup>2</sup>
Cross section AWG	24 ... 10 (converted acc. to IEC)
Conductor cross-section flexible	0.2 mm <sup>2</sup> ... 6 mm <sup>2</sup>
Conductor cross-section, flexible [AWG]	24 ... 10 (converted acc. to IEC)
Conductor cross-section flexible (ferrule without plastic sleeve)	0.2 mm <sup>2</sup> ... 4 mm <sup>2</sup>
Flexible conductor cross-section (ferrule with plastic sleeve)	0.2 mm <sup>2</sup> ... 4 mm <sup>2</sup>
2 conductors with the same cross section, flexible, with TWIN ferrule with plastic sleeve	0.5 mm <sup>2</sup> ... 2.5 mm <sup>2</sup>
Nominal cross section	4 mm <sup>2</sup>
Nominal current	32 A
Maximum load current	38 A (with 6 mm <sup>2</sup> conductor cross-section, rigid)
Nominal voltage	1000 V

# PTV 4-QUATTRO BK - Feed-through terminal block



1291898

<https://www.phoenixcontact.com/us/products/1291898>

## Connection cross sections directly pluggable

Conductor cross-section rigid	0.75 mm <sup>2</sup> ... 6 mm <sup>2</sup>
Conductor cross-section flexible (ferrule without plastic sleeve)	1.5 mm <sup>2</sup> ... 4 mm <sup>2</sup>
Flexible conductor cross-section (ferrule with plastic sleeve)	1.5 mm <sup>2</sup> ... 4 mm <sup>2</sup>

## Ex data

### Rated data (ATEX/IECEX)

Identification	⊕ II 2 G Ex eb IIC Gb
Operating temperature range	-60 °C ... 110 °C
Ex-certified accessories	1088748 D-PTV 2,5/4-QUATTRO
	1083618 DS-PTV 2,5/4
	3047196 ATP-UT-QUATTRO
	1212587 SF-SL 0,6X3,5-100 S-VDE
	3022276 CLIPFIX 35-5
List of bridges	Plug-in bridge / FBS 2-6 / 3030336
	Plug-in bridge / FBS 3-6 / 3030242
	Plug-in bridge / FBS 4-6 / 3030255
	Plug-in bridge / FBS 5-6 / 3030349
	Plug-in bridge / FBS 10-6 / 3030271
	Plug-in bridge / FBS 20-6 / 3030365
	Plug-in bridge / FBS 50-6 / 3032224
Bridge data	27 A (4 mm <sup>2</sup> )
Ex temperature increase	40 K (27,6 A / 4 mm <sup>2</sup> )
for bridging with bridge	550 V
- At bridging between non-adjacent terminal blocks	550 V
- At cut-to-length bridging	275 V
- At cut-to-length bridging with cover	275 V
- At cut-to-length bridging with partition plate	550 V
Rated insulation voltage	500 V
output	(Permanent)

### Ex level General

Rated voltage	550 V
Rated current	27 A (4 mm <sup>2</sup> )
Maximum load current	31 A (6 mm <sup>2</sup> )
Contact resistance	0.7 mΩ

### Ex connection data General

Nominal cross section	4 mm <sup>2</sup>
Rated cross section AWG	12
Connection capacity rigid	0.2 mm <sup>2</sup> ... 6 mm <sup>2</sup>
Connection capacity AWG	24 ... 10
Connection capacity flexible	0.2 mm <sup>2</sup> ... 6 mm <sup>2</sup>
Connection capacity AWG	24 ... 10

# PTV 4-QUATTRO BK - Feed-through terminal block



1291898

<https://www.phoenixcontact.com/us/products/1291898>

## Dimensions

Width	6.2 mm
End cover width	2.2 mm
Height	69.2 mm
Depth	45.7 mm
Depth on NS 35/7,5	47.2 mm
Depth on NS 35/15	54.7 mm

## Material specifications

Color	black (RAL 9005)
Flammability rating according to UL 94	V0
Insulating material group	I
Insulating material	PA
Static insulating material application in cold	-60 °C
Relative insulation material temperature index (Elec., UL 746 B)	130 °C
Fire protection for rail vehicles (DIN EN 45545-2) R22	HL 1 - HL 3
Fire protection for rail vehicles (DIN EN 45545-2) R23	HL 1 - HL 3
Fire protection for rail vehicles (DIN EN 45545-2) R24	HL 1 - HL 3
Fire protection for rail vehicles (DIN EN 45545-2) R26	HL 1 - HL 3
Surface flammability NFPA 130 (ASTM E 162)	passed
Specific optical density of smoke NFPA 130 (ASTM E 662)	passed
Smoke gas toxicity NFPA 130 (SMP 800C)	passed

## Electrical tests

### Surge voltage test

Result	Test passed
Short-time withstand current 4 mm <sup>2</sup>	0.48 kA
Result	Test passed

### Power-frequency withstand voltage

Test voltage setpoint	2.2 kV
Result	Test passed

## Mechanical properties

### Mechanical data

Open side panel	Yes
-----------------	-----

## Mechanical tests

### Mechanical strength

Result	Test passed
--------	-------------

### Attachment on the carrier

Result	Test passed
--------	-------------

# PTV 4-QUATTRO BK - Feed-through terminal block



1291898

<https://www.phoenixcontact.com/us/products/1291898>

## Test for conductor damage and slackening

Rotation speed	10 rpm
Revolutions	135
Conductor cross-section/weight	0.2 mm <sup>2</sup> / 0.2 kg
	4 mm <sup>2</sup> / 0.9 kg
	6 mm <sup>2</sup> / 1.4 kg
Result	Test passed

## Environmental and real-life conditions

### Aging

Temperature cycles	192
Result	Test passed

### Needle-flame test

Time of exposure	30 s
Result	Test passed

### Oscillation/broadband noise

Specification	DIN EN 50155 (VDE 0115-200):2018-05
Spectrum	Long life test category 2, bogie-mounted
Frequency	$f_1 = 5 \text{ Hz}$ to $f_2 = 250 \text{ Hz}$
ASD level	6.12 (m/s <sup>2</sup> ) <sup>2</sup> /Hz
Acceleration	3.12g
Test duration per axis	5 h
Test directions	X-, Y- and Z-axis
Result	Test passed

### Shocks

Pulse shape	Half-sine
Acceleration	30g
Shock duration	18 ms
Number of shocks per direction	3
Test directions	X-, Y- and Z-axis (pos. and neg.)
Result	Test passed

### Ambient conditions

Ambient temperature (operation)	-60 °C ... 110 °C (Operating temperature range incl. self-heating; for max. short-term operating temperature, see RTI Elec.)
Ambient temperature (storage/transport)	-25 °C ... 60 °C (for a short time, not exceeding 24 h, -60 °C to +70 °C)
Ambient temperature (assembly)	-5 °C ... 70 °C
Ambient temperature (actuation)	-5 °C ... 70 °C
Permissible humidity (operation)	20 % ... 90 %
Permissible humidity (storage/transport)	30 % ... 70 %

## Standards and regulations

# PTV 4-QUATTRO BK - Feed-through terminal block



1291898

<https://www.phoenixcontact.com/us/products/1291898>

Connection in acc. with standard	IEC 60947-7-1
----------------------------------	---------------

## Mounting

Mounting type	NS 35/7,5
	NS 35/15

# PTV 4-QUATTRO BK - Feed-through terminal block



1291898

<https://www.phoenixcontact.com/us/products/1291898>

## Drawings

Circuit diagram



# PTV 4-QUATTRO BK - Feed-through terminal block




1291898


<https://www.phoenixcontact.com/us/products/1291898>


## Approvals


To download certificates, visit the product detail page: <https://www.phoenixcontact.com/us/products/1291898>

 <b>CSA</b> Approval ID: 158887				
	Nominal voltage $U_N$	Nominal current $I_N$	Cross section AWG	Cross section $mm^2$
B	600 V	30 A	26 - 10	-
C	600 V	30 A	26 - 10	-
D	600 V	5 A	26 - 10	-

 <b>IECEE CB Scheme</b> Approval ID: DE1-67139				
	Nominal voltage $U_N$	Nominal current $I_N$	Cross section AWG	Cross section $mm^2$
keine	1000 V	32 A	-	0.2 - 6

 <b>EAC</b> Approval ID: RU C-DE.BL08.B.00644				
---	--	--	--	--

 <b>cULus Recognized</b> Approval ID: E60425				
	Nominal voltage $U_N$	Nominal current $I_N$	Cross section AWG	Cross section $mm^2$
B	600 V	30 A	26 - 10	-
C	600 V	30 A	26 - 10	-
F	1000 V	30 A	26 - 10	-

 <b>VDE Zeichengenehmigung</b> Approval ID: 40056318				
	Nominal voltage $U_N$	Nominal current $I_N$	Cross section AWG	Cross section $mm^2$
keine	1000 V	32 A	-	0.2 - 6

 <b>IECEx</b> Approval ID: IECExPTB20.0037U				
---	--	--	--	--

# PTV 4-QUATTRO BK - Feed-through terminal block



1291898

<https://www.phoenixcontact.com/us/products/1291898>



**ATEX**

Approval ID: PTB20ATEX1016U



**CCC**

Approval ID: 2021122313114374



**UKCA-EX**

Approval ID: CSAE 22UKEX1099U



**EAC Ex**

Approval ID: KZ 7500525010101950

# PTV 4-QUATTRO BK - Feed-through terminal block



1291898

<https://www.phoenixcontact.com/us/products/1291898>

## Classifications

### ECLASS

ECLASS-13.0	27250101
ECLASS-15.0	27250101

### ETIM

ETIM 10.0	EC000897
-----------	----------

### UNSPSC

UNSPSC 21.0	39121400
-------------	----------

# PTV 4-QUATTRO BK - Feed-through terminal block



1291898

<https://www.phoenixcontact.com/us/products/1291898>

## Environmental product compliance

### EU RoHS

Fulfills EU RoHS substance requirements	Yes, No exemptions
---	--------------------

### China RoHS

Environment friendly use period (EFUP)	EFUP-E
	No hazardous substances above the limits

### EU REACH SVHC

REACH candidate substance (CAS No.)	No substance above 0.1 wt%
-------------------------------------	----------------------------

Phoenix Contact 2026 © - all rights reserved  
<https://www.phoenixcontact.com>

Phoenix Contact USA  
586 Fulling Mill Road  
Middletown, PA 17057, United States  
(+717) 944-1300  
[info@phoenixcon.com](mailto:info@phoenixcon.com)