

# EV-T1G2C-1AC80A-25FT6ASBK11T - AC charging cable



1277166

<https://www.phoenixcontact.com/us/products/1277166>

Please be informed that the data shown in this PDF document is generated from our online catalog. Please find the complete data in the user documentation. Our general terms of use for downloads are valid.



CHARX connect comfort, Type 1, AC charging cable, 80 A permanent, 250 V AC, with vehicle charging connector and open cable end, cable: 25 ft, black, straight, with protective cap, with temperature sensors, PHOENIX CONTACT logo, NOTE: Cable management may be required., SAE J1772, for charging electric vehicles (EV) with alternating current (AC) via type 1 vehicle charging inlets

## Product description

AC charging cable with vehicle charging connector and free cable end for charging electric vehicles (EV) with alternating current (AC) via type 1 vehicle charging inlets, for installation at charging stations for e-mobility (EVSE)

## Your advantages

- Complete product range
- Convenient handling due to the ergonomic, triple award-winning design
- Available with your logo on request - for consistent branding of your charging station
- Longitudinal water tightness reliably prevents water ingress
- Developed and produced in accordance with the IATF 16949 automotive standard and ISO 9001
- Tested in accordance with automotive standards LV124, LV214, and LV215-2
- Tested in accordance with EV Ready 37 requirements
- Laser-marked mating face in accordance with DIN EN 17186

## Commercial data

Item number	1277166
Packing unit	1 pc
Minimum order quantity	1 pc
Sales key	EM01
Product key	XWBDAF
GTIN	4063151471019
Weight per piece (including packing)	3,210 g
Weight per piece (excluding packing)	2,874 g
Customs tariff number	85444290
Country of origin	PL

# EV-T1G2C-1AC80A-25FT6ASBK11T - AC charging cable



1277166

<https://www.phoenixcontact.com/us/products/1277166>

## Technical data

### Product properties

Product type	AC charging cable
Product family	CHARX connect comfort
Type	AC charging cable with vehicle charging connector and open cable end
Design	with protective cap with temperature sensors
Charging standard	Type 1
Charging mode	AC level 2
Affixed logo	PHOENIX CONTACT logo
Customer variations	On request

### Electrical properties

#### Charging power and current (AC charging, 1-phase)

Type of charging current	AC single-phase
Charging current	80 A AC (1-phase)
Charging power	20 kW (1-phase)
Operating voltage	typ. 240 V

#### Pin assignment (Power contacts)

Note on the connection method	Crimp connection, cannot be disconnected
Number	3 (L1, N, PE)
Rated voltage	250 V AC
Rated current	80 A

#### Pin assignment (Signal contacts)

Note on the connection method	Crimp connection, cannot be disconnected
Type of signal transmission	Pulse width modulation
Number	2 (CP, CS)
Rated voltage	30 V AC
Rated current	2 A
Coding	480 $\Omega$ (Lever actuated) 150 $\Omega$ (Lever not actuated)

#### Temperature sensors (PTC chain)

Sensor type	PTC chain
Switch-off temperature	90 °C (for details regarding resistance values, see the packing slip)
Recommended measured current	$\leq 1$ mA
Ambient temperature	-40 °C ... 165 °C (Operation)

### Dimensions

# EV-T1G2C-1AC80A-25FT6ASBK11T - AC charging cable



1277166

<https://www.phoenixcontact.com/us/products/1277166>

## Vehicle charging connector

Width	58 mm
Height	151.1 mm
Depth	236.1 mm

## Material specifications

Color (Housing)	black (9005)
Color (Handle area)	black (9005)
Color (Actuating element)	silver gray (7001)
Color (Mating face)	black (9005)
Color (Protective cap)	black (9005)
Color (Cable)	black (9005)
Material (Vehicle charging connector)	Plastic
Material (Cable outer sheath)	TPE-U
Material (Contact surface)	Silver
Note	The color appearance and gloss level of the charging cable may vary.

## Cable/line

Cable length	25 ft
Wiring standards/regulations	UL 62
Cable weight	max. 636.00 kg/km
Cable type	straight
Cable structure	2 x 6 AWG + 1 x 8 AWG + 6 x 22 AWG
External cable diameter	19.40 mm ±0.4 mm
Outer sheath, material	TPE
Stripping length of the sheath	70 mm ±5 mm
Stripping length	70 mm ±5 mm
Cable resistance	≤ 0.0014 Ω/m (based on a power core, at an ambient temperature of 20°C)
Bending radius	min. 194 mm (10x)

## Mechanical properties

### Mechanical data

Insertion/withdrawal cycles	> 10000
Insertion force	< 75 N
Withdrawal force	< 75 N

## Environmental and real-life conditions

### Ambient conditions

Degree of protection (Vehicle charging inlet)	IP44 (plugged in; when plugged in and ready to operate, the degree of protection is only ensued if both plug-in components are original products from Phoenix Contact or suitable standard-compliant products)
---	--

# EV-T1G2C-1AC80A-25FT6ASBK11T - AC charging cable



1277166

<https://www.phoenixcontact.com/us/products/1277166>

Degree of protection (Protective cap)	IP54
Ambient temperature (operation)	-30 °C ... 50 °C
Ambient temperature (storage/transport)	-40 °C ... 80 °C
Altitude	5000 m (above sea level)

## Standards and regulations

### Connection in accordance with standard

Normative cable length restrictions	NOTE: Cable management may be required.
	Cable management is required in the US if the cable length exceeds 7.5 m (IEC 61851-1).

### Standards

Standards/regulations	SAE J1772
-----------------------	-----------

# EV-T1G2C-1AC80A-25FT6ASBK11T - AC charging cable

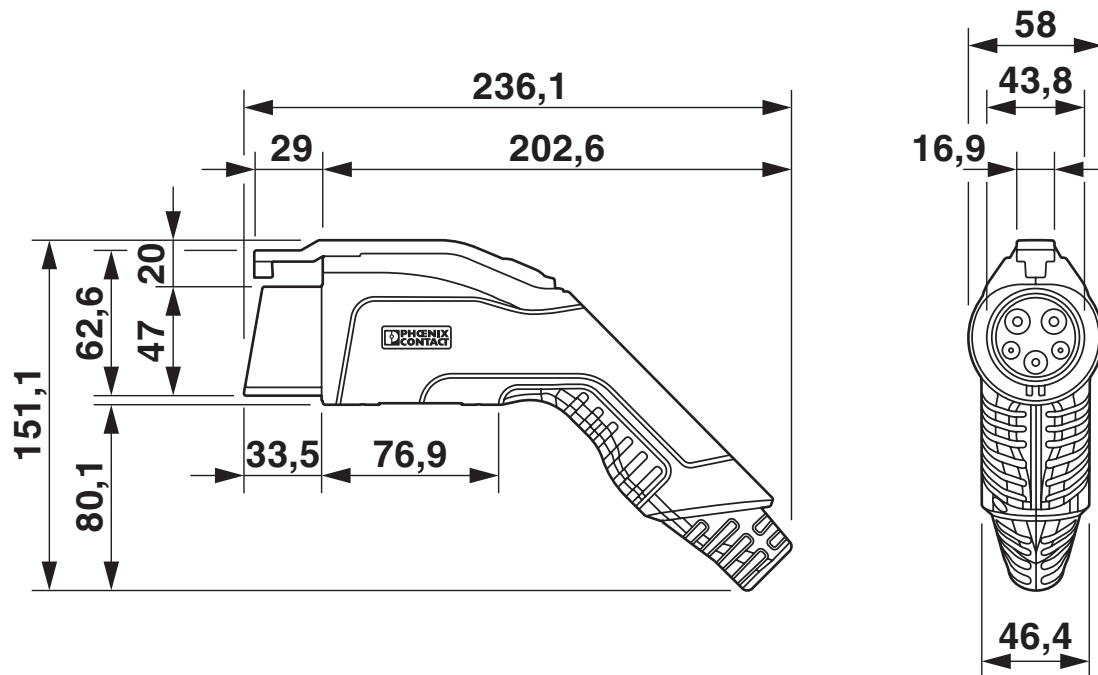


1277166

<https://www.phoenixcontact.com/us/products/1277166>

## Drawings

Dimensional drawing



Make sure that the vehicle charging connector is placed in an appropriate charging connector holder, which ensures a minimum protection rating of IP24 in accordance with IEC 61851-1, for the entire time between charging. To create this charging connector holder, use the dimensions of the vehicle charging connector. Detailed dimensions can also be found in the Download area.

Connection diagram



Pin assignment of the Vehicle Connector

# EV-T1G2C-1AC80A-25FT6ASBK11T - AC charging cable

1277166

<https://www.phoenixcontact.com/us/products/1277166>

## Schematic diagram



## Operating instructions

### Schematic diagram



## Terminology definition

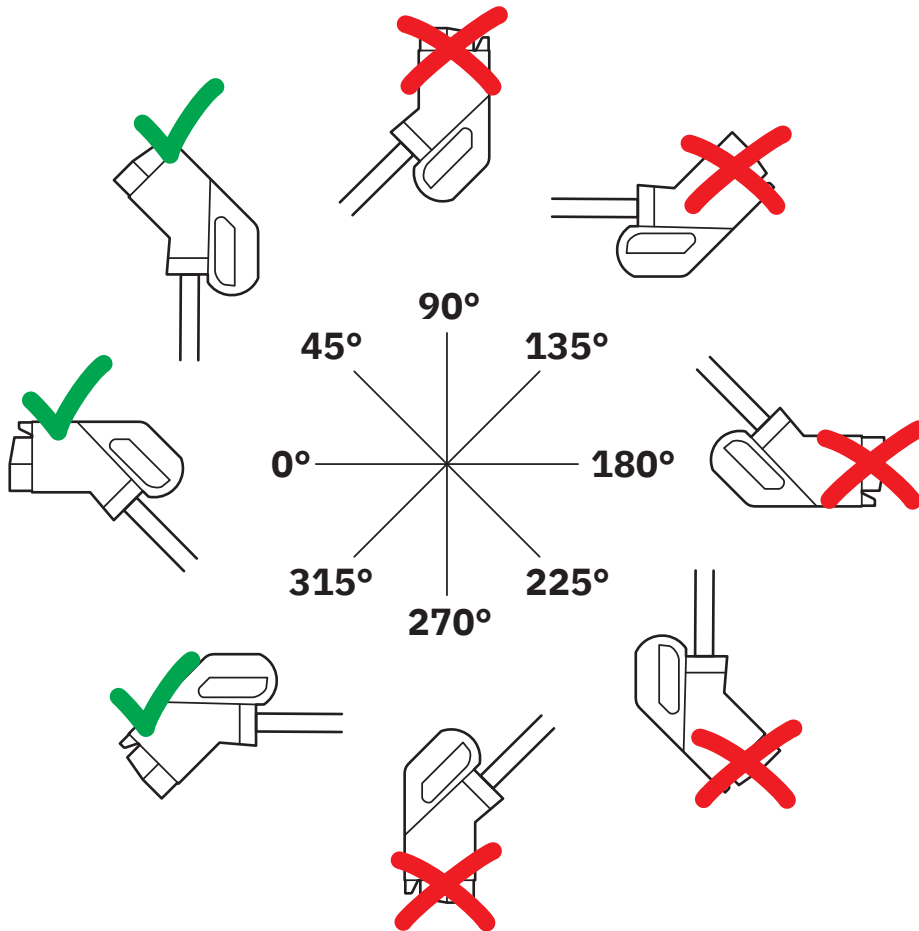
# EV-T1G2C-1AC80A-25FT6ASBK11T - AC charging cable



1277166

<https://www.phoenixcontact.com/us/products/1277166>

Schematic diagram



Installation positions

# EV-T1G2C-1AC80A-25FT6ASBK11T - AC charging cable




1277166

<https://www.phoenixcontact.com/us/products/1277166>

## Approvals

To download certificates, visit the product detail page: <https://www.phoenixcontact.com/us/products/1277166>

 <b>cULus Recognized</b> Approval ID: E473195-20160303				
	Nominal voltage $U_N$	Nominal current $I_N$	Cross section AWG	Cross section $\text{mm}^2$
keine				
	250 V	80 A	-	-

# EV-T1G2C-1AC80A-25FT6ASBK11T - AC charging cable



1277166

<https://www.phoenixcontact.com/us/products/1277166>

## Classifications

### ECLASS

ECLASS-13.0	27144705
ECLASS-15.0	27144705

### ETIM

ETIM 10.0	EC002897
-----------	----------

### UNSPSC

UNSPSC 21.0	39121500
-------------	----------

# EV-T1G2C-1AC80A-25FT6ASBK11T - AC charging cable



1277166

<https://www.phoenixcontact.com/us/products/1277166>

## Environmental product compliance

### China RoHS

Environment friendly use period (EFUP)	EFUP-E
	No hazardous substances above the limits

### EU REACH SVHC

REACH candidate substance (CAS No.)	6,6'-di-tert-butyl-2,2'-methylenedi-p-cresol(CAS: 119-47-1)
-------------------------------------	---

### EF3.1 Climate Change

CO2e kg	55.2 kg CO2e
---------	--------------

Phoenix Contact 2026 © - all rights reserved  
<https://www.phoenixcontact.com>

Phoenix Contact USA  
586 Fulling Mill Road  
Middletown, PA 17057, United States  
(+717) 944-1300  
[info@phoenixcon.com](mailto:info@phoenixcon.com)