


UT 10 BN - Feed-through terminal block



1272440

<https://www.phoenixcontact.com/us/products/1272440>

Please be informed that the data shown in this PDF document is generated from our online catalog. Please find the complete data in the user documentation. Our general terms of use for downloads are valid.



Feed-through terminal block, nom. voltage: 1000 V, nominal current: 57 A, number of connections: 2, connection method: Screw connection, Rated cross section: 10 mm², cross section: 0.5 mm² - 16 mm², mounting type: NS 35/7,5, NS 35/15, color: brown

Your advantages

- Globally recognized: Internationally proven screw connection
- Maintenance-free and vibration-resistant thanks to the patented Reakdyn principle
- Space savings and flexibility with the connection of two identical conductors
- Long-term stable connections with the use of high-quality materials
- Low self-heating due to high contact forces
- Full flexibility thanks to the standardized CLIPLINE complete bridging, marking, and testing accessories
- Vibration-resistant and maintenance-free conductor connection

Commercial data

Item number	1272440
Packing unit	50 pc
Minimum order quantity	50 pc
Sales key	BE01
Product key	BE1111
GTIN	4063151464196
Weight per piece (including packing)	17.28 g
Weight per piece (excluding packing)	17 g
Customs tariff number	85369010
Country of origin	DE

UT 10 BN - Feed-through terminal block



1272440

<https://www.phoenixcontact.com/us/products/1272440>

Technical data

Product properties

Product type	Feed-through terminal block
Product family	UT
Area of application	Railway industry
	Machine building
	Plant engineering
	Process industry
Number of connections	2
Number of rows	1
Potentials	1

Insulation characteristics

Overvoltage category	III
Degree of pollution	3

Electrical properties

Rated surge voltage	8 kV
Maximum power dissipation for nominal condition	1.82 W

Connection data

Number of connections per level	2
Nominal cross section	10 mm ²

Level 1 above 1 below 1

Connection method	Screw connection
Screw thread	M4
Tightening torque	1.5 ... 1.8 Nm
Stripping length	10 mm
Internal cylindrical gage	A6
Connection in acc. with standard	IEC 60947-7-1
Conductor cross-section rigid	0.5 mm ² ... 16 mm ²
Cross section AWG	20 ... 6 (converted acc. to IEC)
Conductor cross-section flexible	0.5 mm ² ... 16 mm ²
Conductor cross-section, flexible [AWG]	20 ... 6 (converted acc. to IEC)
Conductor cross-section flexible (ferrule without plastic sleeve)	0.5 mm ² ... 10 mm ²
Flexible conductor cross-section (ferrule with plastic sleeve)	0.5 mm ² ... 10 mm ²
2 conductors with same cross section, rigid	0.5 mm ² ... 4 mm ²
2 conductors with same cross section, flexible	0.5 mm ² ... 4 mm ²
2 conductors with same cross section, flexible, with ferrule without plastic sleeve	0.5 mm ² ... 2.5 mm ²
2 conductors with the same cross section, flexible, with TWIN ferrule with plastic sleeve	0.5 mm ² ... 6 mm ²
Nominal cross section	10 mm ²

UT 10 BN - Feed-through terminal block



1272440

<https://www.phoenixcontact.com/us/products/1272440>

Nominal current	57 A
Maximum load current	76 A (with 16 mm ² conductor cross-section)
Nominal voltage	1000 V
Note	Note: Product releases, connection cross sections and notes on connecting aluminum cables can be found in the download area.

Dimensions

Width	10.2 mm
End cover width	2.2 mm
Height	47.7 mm
Depth	46.9 mm
Depth on NS 35/7,5	47.5 mm
Depth on NS 35/15	55 mm

Material specifications

Color	brown (RAL 8028)
Flammability rating according to UL 94	V0
Insulating material group	I
Insulating material	PA
Static insulating material application in cold	-60 °C
Relative insulation material temperature index (Elec., UL 746 B)	130 °C
Fire protection for rail vehicles (DIN EN 45545-2) R22	HL 1 - HL 3
Fire protection for rail vehicles (DIN EN 45545-2) R23	HL 1 - HL 3
Fire protection for rail vehicles (DIN EN 45545-2) R24	HL 1 - HL 3
Fire protection for rail vehicles (DIN EN 45545-2) R26	HL 1 - HL 3
Surface flammability NFPA 130 (ASTM E 162)	passed
Specific optical density of smoke NFPA 130 (ASTM E 662)	passed
Smoke gas toxicity NFPA 130 (SMP 800C)	passed

Mechanical properties

Mechanical data

Open side panel	Yes
-----------------	-----

Environmental and real-life conditions

Ambient conditions

Ambient temperature (operation)	-60 °C ... 110 °C (Operating temperature range incl. self-heating; for max. short-term operating temperature, see RTI Elec.)
Ambient temperature (storage/transport)	-25 °C ... 60 °C (for a short time, not exceeding 24 h, -60 °C to +70 °C)
Ambient temperature (assembly)	-5 °C ... 70 °C
Ambient temperature (actuation)	-5 °C ... 70 °C
Permissible humidity (operation)	20 % ... 90 %
Permissible humidity (storage/transport)	30 % ... 70 %

UT 10 BN - Feed-through terminal block



1272440

<https://www.phoenixcontact.com/us/products/1272440>

Standards and regulations

Connection in acc. with standard	IEC 60947-7-1
----------------------------------	---------------

Mounting

Mounting type	NS 35/7,5
	NS 35/15

UT 10 BN - Feed-through terminal block

1272440

<https://www.phoenixcontact.com/us/products/1272440>



Drawings

Circuit diagram



UT 10 BN - Feed-through terminal block



1272440

<https://www.phoenixcontact.com/us/products/1272440>

Approvals

To download certificates, visit the product detail page: <https://www.phoenixcontact.com/us/products/1272440>

DNV

Approval ID: TAE00001S9



CSA

Approval ID: 13631



cULus Recognized

Approval ID: E60425



VDE approval of drawings

Approval ID: 40013658

	Nominal voltage U_N	Nominal current I_N	Cross section AWG	Cross section mm^2
keine				
	1000 V	57 A	-	0.5 - 10



CSA

Approval ID: 13631



cULus Recognized

Approval ID: E60425



ATEX

Approval ID: KEMA04ATEX2048U

	Nominal voltage U_N	Nominal current I_N	Cross section AWG	Cross section mm^2
keine				
Only flexible conductors	690 V	54 A	-	0.5 - 10
Only rigid conductors	690 V	69 A	-	0.5 - 16



EAC Ex

Approval ID: KZ 7500525010101950



IECEX

Approval ID: IECEX KEM 06.0027U

	Nominal voltage U_N	Nominal current I_N	Cross section AWG	Cross section mm^2
--	-----------------------	-----------------------	-------------------	-----------------------------


UT 10 BN - Feed-through terminal block




1272440

<https://www.phoenixcontact.com/us/products/1272440>


keine				
Only flexible conductors	690 V	54 A	-	0.5 - 10
Only rigid conductors	690 V	69 A	-	0.5 - 16

 **CCC**
Approval ID: 2020322313000622

 **UKCA-EX**
Approval ID: DEKRA 21UKEX0304U

 **cUL Recognized**
Approval ID: E192998

	Nominal voltage U_N	Nominal current I_N	Cross section AWG	Cross section mm^2
keine				
	600 V	65 A	20 - 6	-

 **UL Recognized**
Approval ID: E192998

	Nominal voltage U_N	Nominal current I_N	Cross section AWG	Cross section mm^2
keine				
	600 V	65 A	20 - 6	-

UT 10 BN - Feed-through terminal block



1272440

<https://www.phoenixcontact.com/us/products/1272440>

Classifications

ECLASS

ECLASS-13.0	27250101
ECLASS-15.0	27250101

ETIM

ETIM 10.0	EC000897
-----------	----------

UNSPSC

UNSPSC 21.0	39121400
-------------	----------

UT 10 BN - Feed-through terminal block



1272440

<https://www.phoenixcontact.com/us/products/1272440>

Environmental product compliance

EU RoHS

Fulfills EU RoHS substance requirements	Yes
Exemption	6(c)

China RoHS

Environment friendly use period (EFUP)	EFUP-50
	An article-related China RoHS declaration table can be found in the download area for the respective article under "Manufacturer declaration". For all articles with EFUP-E, no China RoHS declaration table issued and required.

EU REACH SVHC

REACH candidate substance (CAS No.)	Lead(CAS: 7439-92-1)
SCIP	19e7f274-7feb-4997-8218-115349b1147b

Phoenix Contact 2026 © - all rights reserved

<https://www.phoenixcontact.com>

Phoenix Contact USA
586 Fulling Mill Road
Middletown, PA 17057, United States
(+717) 944-1300
info@phoenixcon.com