


# SACCBP-M12FS-4CON-M16/5,0-990X - Device connector rear mounting



1240074

<https://www.phoenixcontact.com/us/products/1240074>

Please be informed that the data shown in this PDF document is generated from our online catalog. Please find the complete data in the user documentation. Our general terms of use for downloads are valid.



Device connector rear mounting, CC link, 4-position, Socket, straight, M12-SPEEDCON, A-coding, on free cable end, Cable connection, cable length: 5 m, Item is lead-free in accordance with RoHS II without Exemption 6c (Pb < 0.1 %)

## Your advantages

- Preassembled with cables in various standard lengths for immediate use
- Customer-specific assemblies and cable lengths can be supplied
- Sealed on the cable side for optimum tightness of seal
- Cable designs for all common networks and fieldbuses
- For high transmission safety: shield connection to the housing with optional EMC nut

## Commercial data

Item number	1240074
Packing unit	1 pc
Minimum order quantity	1 pc
Product key	ABQDGG
GTIN	4063151395414
Weight per piece (including packing)	377.296 g
Weight per piece (excluding packing)	377.296 g
Country of origin	DE

# SACCBP-M12FS-4CON-M16/5,0-990X - Device connector rear mounting



1240074

<https://www.phoenixcontact.com/us/products/1240074>

## Technical data

### Notes

Notes on operation	The electrical and mechanical data specified assume that the connector pair is correctly locked and mounted. If the connector is unlocked and if there is a danger of contamination, the connector must be sealed using a protective cap > IP54. Influences arising from litz wires, cables or PCB assembly must also be taken into consideration.
Order information:	Lock nut is included in the scope of delivery

### Safety note

Safety note	WARNING: The connectors may not be plugged in or disconnected under load. Ignoring the warning or improper use may damage persons and/or property.
	<ul style="list-style-type: none"> <li>• WARNING: Commission properly functioning products only. The products must be regularly inspected for damage. Decommission defective products immediately. Replace damaged products. Repairs are not possible.</li> </ul>
	<ul style="list-style-type: none"> <li>• WARNING: Only electrically qualified personnel may install and operate the product. They must observe the following safety notes. The qualified personnel must be familiar with the basics of electrical engineering. They must be able to recognize and prevent danger. The relevant symbol on the packaging indicates that only personnel familiar with electrical engineering are allowed to install and operate the product.</li> </ul>
	<ul style="list-style-type: none"> <li>• The products are suitable for applications in plant, controller, and electrical device engineering.</li> </ul>
	<ul style="list-style-type: none"> <li>• When operating the connectors in outdoor applications, they must be separately protected against environmental influences.</li> </ul>
	<ul style="list-style-type: none"> <li>• Assembled products may not be manipulated or improperly opened.</li> </ul>
	<ul style="list-style-type: none"> <li>• Only use mating connectors that are specified in the technical data of the standards listed (e.g. the ones listed in the product accessories online at <a href="https://www.phoenixcontact.com/products">phoenixcontact.com/products</a>).</li> </ul>
	<ul style="list-style-type: none"> <li>• When using the product in direct connection with third-party manufacturers, the user is responsible.</li> </ul>
	<ul style="list-style-type: none"> <li>• For operating voltages &gt; 50 V AC, conductive connector housings must be grounded</li> </ul>
	<ul style="list-style-type: none"> <li>• Ensure that when laying the cable, the tensile load on the connectors does not exceed the upper limit specified in the standards.</li> </ul>
	<ul style="list-style-type: none"> <li>• Observe the corresponding technical data. You will find information: <ul style="list-style-type: none"> <li>o On the product</li> <li>o On the packing label</li> <li>o In the supplied documentation</li> <li>o Online at <a href="https://www.phoenixcontact.com/products">phoenixcontact.com/products</a> under the product</li> </ul> </li> </ul>
	<ul style="list-style-type: none"> <li>• Only use tools recommended by Phoenix Contact</li> </ul>
	<ul style="list-style-type: none"> <li>• Use a protective cap to protect connectors that are not in use. The suitable accessories are available online in the accessory</li> </ul>

# SACCBP-M12FS-4CON-M16/5,0-990X - Device connector rear mounting



1240074

<https://www.phoenixcontact.com/us/products/1240074>

	section of the product at <a href="https://www.phoenixcontact.com/products">phoenixcontact.com/products</a>
	<ul style="list-style-type: none"><li>• Ensure that the protective or functional ground has been properly connected.</li><li>• VDE 0100/1.97 § 411.1.3.2 and DIN EN 60 204/11.98 § 14.1.3 are applicable when combining several circuits in a cable and/or connector</li><li>• The connector warms up in normal operation. Depending on the ambient conditions, the surface of the connector can continue to warm up. In this case, the user is responsible for posting warnings (e.g. DIN EN ISO 13732-1:2008-12).</li></ul>

## Mounting

Tightening torque	2 Nm ... 3 Nm (Installation-side)
-------------------	-----------------------------------

## Product properties

Product type	Circular connectors (device side)
Application	Data
Number of positions	4
No. of cable outlets	1
Coding	A
Thread type	M12

## Insulation characteristics

Overvoltage category	II
Degree of pollution	3

## Material specifications

Flammability rating according to UL 94	V0
Seal material	FKM
Contact material	CuZn
Contact surface material	Ni/Au
Contact carrier material	PA 6.6
Material for screw connection	Brass, nickel-plated

## Electrical properties

Rated surge voltage	2.5 kV
Contact resistance	≤ 3 mΩ
Insulation resistance	≥ 10 MΩ
Nominal voltage $U_N$	250 V
Nominal current $I_N$	4 A (Plug/socket in accordance with IEC 61076-2-101, cable technical data is to be observed)
Transmission medium	Copper

## Connection data

Conductor connection	
----------------------	--

# SACCBP-M12FS-4CON-M16/5,0-990X - Device connector rear mounting



1240074

<https://www.phoenixcontact.com/us/products/1240074>

Connection method	Cable connection
Contact connection type	Socket
Tightening torque	2 Nm ... 3 Nm (Installation-side)

## Mechanical properties

### Mechanical data

Insertion/withdrawal cycles	> 100
-----------------------------	-------

## Connector

### Connection 1

Head design	Socket
Head cable outlet	straight
Head thread type	M12
Head locking type	SPEEDCON
Coding	A

### Connection 2

Head design	free cable end
-------------	----------------

## Cable/line

Cable length	5 m
--------------	-----

### CC-Link [990]

Cable weight	78.8 kg/km
Number of positions	3
Shielded	yes
Cable type	CC-Link [990]
Conductor structure	3xAWG20/7 + 1xAWG22/19 (filler litz wire)
Conductor structure signal line	7x 0.28 mm
AWG signal line	20
Conductor cross-section	0.5 mm <sup>2</sup>
External cable diameter	7.70 mm
Outer sheath, material	PVC
External sheath, color	red
Conductor material	Bare Cu litz wires
Material wire insulation	foamed PE, with high density
Single wire, color	white, yellow, blue
Thickness, insulation	0.89 mm (Outer cable sheath)
Optical shield covering	78 %
Max. conductor resistance	31.2 Ω/km
Wave impedance	110 Ω
Working capacitance	61 pF
Nominal voltage, cable	300 V

# SACCBP-M12FS-4CON-M16/5,0-990X - Device connector rear mounting



1240074

<https://www.phoenixcontact.com/us/products/1240074>

Smallest bending radius, fixed installation	77 mm
Ambient temperature (operation)	-30 °C ... 60 °C (cable, fixed installation)
	-5 °C ... 60 °C (Cable, flexible installation)

## Environmental and real-life conditions

### Ambient conditions

Degree of protection	IP67 (When plugged in)
	IP65 (When plugged in)
	IP65/IP67
Ambient temperature (operation) (male connector/female connector)	-25 °C ... 85 °C (Plug / socket)
	-40 °C ... 85 °C (without mechanical actuation)

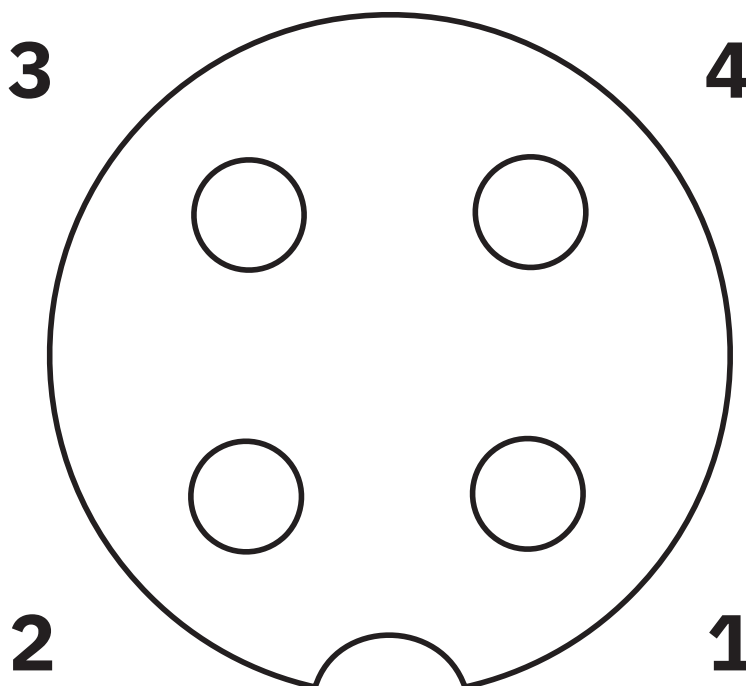
# SACCBP-M12FS-4CON-M16/5,0-990X - Device connector rear mounting

1240074

<https://www.phoenixcontact.com/us/products/1240074>

## Drawings

Schematic diagram



Pin assignment M12 socket, 4-pos., A-coded, view female side

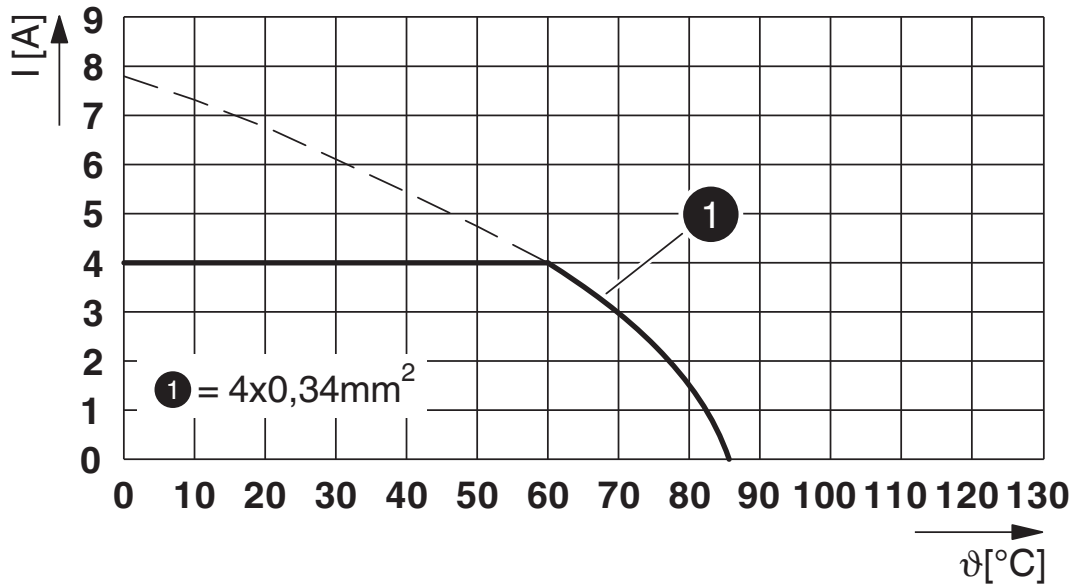
# SACCBP-M12FS-4CON-M16/5,0-990X - Device connector rear mounting



1240074


<https://www.phoenixcontact.com/us/products/1240074>

Diagram



I = current strength, T = ambient temperature

Circuit diagram



Contact assignment of the M12 socket

# SACCBP-M12FS-4CON-M16/5,0-990X - Device connector rear mounting



1240074

<https://www.phoenixcontact.com/us/products/1240074>

## Classifications

### ECLASS

ECLASS-13.0	27440103
-------------	----------

### ETIM

ETIM 9.0	EC003570
----------	----------

# SACCBP-M12FS-4CON-M16/5,0-990X - Device connector rear mounting



1240074

<https://www.phoenixcontact.com/us/products/1240074>

## Environmental product compliance

### EU RoHS

Fulfills EU RoHS substance requirements	Yes, No exemptions
---	--------------------

### China RoHS

Environment friendly use period (EFUP)	EFUP-E
	No hazardous substances above the limits

### EU REACH SVHC

REACH candidate substance (CAS No.)	No substance above 0.1 wt%
-------------------------------------	----------------------------

Phoenix Contact 2026 © - all rights reserved  
<https://www.phoenixcontact.com>

Phoenix Contact USA  
586 Fulling Mill Road  
Middletown, PA 17057, United States  
(+717) 944-1300  
[info@phoenixcon.com](mailto:info@phoenixcon.com)