IB IL DALI MM-V2-PAC - Communication module

1199811

https://www.phoenixcontact.com/us/products/1199811

Please be informed that the data shown in this PDF document is generated from our online catalog. Please find the complete data in the user documentation. Our general terms of use for downloads are valid.

CRA-READY



Inline, DALI master, Multi-master-capable, integrated DALI power supply unit, transmission speed in the local bus: 500 kbps, degree of protection: IP20, including Inline connectors and marking fields; The product is being prepared for compliance with the Cyber Resilience Act (CRA).

Product description

The terminal is designed for use within an Inline station. The terminal is a multi-master-capable DALI master in accordance with IEC 62386 (parts 101 and 103). You can use the DALI client to control lights with DALI ballasts as well as other DALI bus devices.

Your advantages

- DALI master with integrated DALI bus supply
- Suitable for both single and multi-master operation
- Certified in accordance with DALI-2 standard (single- and multi-client)
- Supports the DALI 2 standard

ELEKTROGERÄTE RÜCKNAHME

Commercial data

Item number	1199811
Packing unit	1 pc
Minimum order quantity	1 pc

Sales key	DR01
Product key	DRHABA
GTIN	4063151262341
Weight per piece (including packing)	214.3 g
Weight per piece (excluding packing)	180 g
Customs tariff number	85389091
Country of origin	DE

Technical data

Dimensions

Dimensional drawing	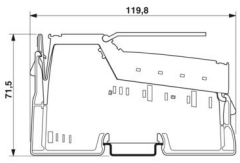
Width	48.8 mm
Height	119.8 mm
Depth	71.5 mm
Note on dimensions	Housing dimensions

Notes

Note on application	Only for industrial use
Note on application	As things stand now, we are preparing the product so that, as of December 11, 2027, it will comply with the requirements of the EU Cyber Resilience Act (CRA) based on the information currently available regarding the CRA.

Mounting

Mounting type	DIN rail mounting

Material specifications

Color (Housing)	green (RAL 6021)

Interfaces

Inline local bus

Connection method	Inline data jumper
Transmission speed	500 kbps

Fieldbus: DALI

Designation	DALI
Connection method	Inline connector
Supply voltage	typ. 15 V DC (Bus voltage)
Output current with short-circuit	max. 250 mA
Current carrying capacity	max. 220 mA (Bus load)
Transmission speed	1200 bps
Type of protection	Bus protected up to 250 V AC, maximum

System properties

Programming data

Length code (hex)	06
ID code (dec.)	191
Length code (dec)	06
Process data channel	96 bit
Input address area	12 Byte
Output address area	12 Byte
Parameter channel (PCP)	0 Byte
Register length (bus)	96 bit

Product properties

Product type	I/O component
Product family	Inline
Type	modular
Installation location	Control cabinet
Scope of supply	including Inline connectors and marking fields
Special properties	The product is being prepared for compliance with the Cyber Resilience Act (CRA)
	Multi-master-capable
	integrated DALI power supply unit
Diagnostics messages	Yes No I/O error; DALI-specific error at application level

Insulation characteristics

Overvoltage category	II (IEC 60664-1, EN 60664-1)
Pollution degree	2 (IEC 60664-1, EN 60664-1)

Electrical properties

Potentials

Power consumption	3.5 W (The amount of power dissipation is heavily dependent on the bus activity, which is only influenced by the terminal itself to a limited extent. The maximum power dissipation is reached when other devices occupy the DALI bus with minimum pauses and the terminal itself does not transmit, and at the same time the DALI current of 220 mA is used in full.)

Potentials: Communications power (U_L)

Supply voltage	7.5 V DC (via voltage jumper)
Current draw	max. 75 mA

Potentials: Main circuit supply (U_M)

Supply voltage	24 V DC (via voltage jumper)
Supply voltage range	19.2 V DC ... 30 V DC (including all tolerances, including ripple)
Current draw	max. 230 mA

Electrical isolation/isolation of the voltage ranges

Test voltage: 7.5 V supply (bus logic)/24 V supply (I/O), and functional ground (FE)	500 V AC, 50 Hz, 1 min
Test voltage: 7.5 V supply (bus logic)/DALI bus	1.5 kV AC, 50 Hz, 1 min
Test voltage: 24 V supply (I/O)/DALI bus	1.5 kV AC, 50 Hz, 1 min

Connection data

Connection technology

Connection name	Inline connector

Inline connector

Connection method	Spring-cage connection
Conductor cross-section, rigid	0.2 mm² ... 1.5 mm²
Conductor cross-section, flexible	0.08 mm² ... 1.5 mm²
Conductor cross-section AWG	24 ... 16
Stripping length	8 mm

Environmental and real-life conditions

Ambient conditions

Ambient temperature (operation)	-25 °C ... 55 °C
Degree of protection	IP20
Air pressure (operation)	80 kPa ... 106 kPa (up to 2000 m above sea level)
Air pressure (storage/transport)	70 kPa ... 106 kPa (up to 3000 m above sea level)
Ambient temperature (storage/transport)	-25 °C ... 85 °C
Permissible humidity (operation)	10 % ... 95 % (non-condensing)
Permissible humidity (storage/transport)	10 % ... 95 % (non-condensing)

Mechanical test

Vibration resistance in accordance with EN 60068-2-6/IEC 60068-2-6	5g
Shock in accordance with EN 60068-2-27/IEC 60068-2-27	25g

Standards and regulations

Protection class	III (IEC 61140, EN 61140, VDE 0140-1)

Drawings

Dimensional drawing

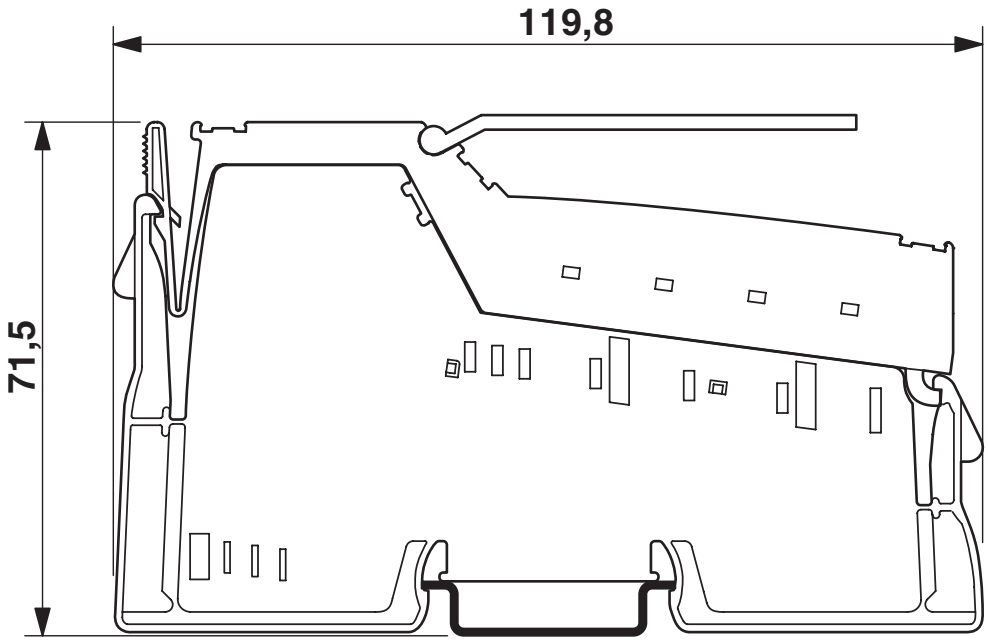

Dimensions (in mm)

Connection diagram

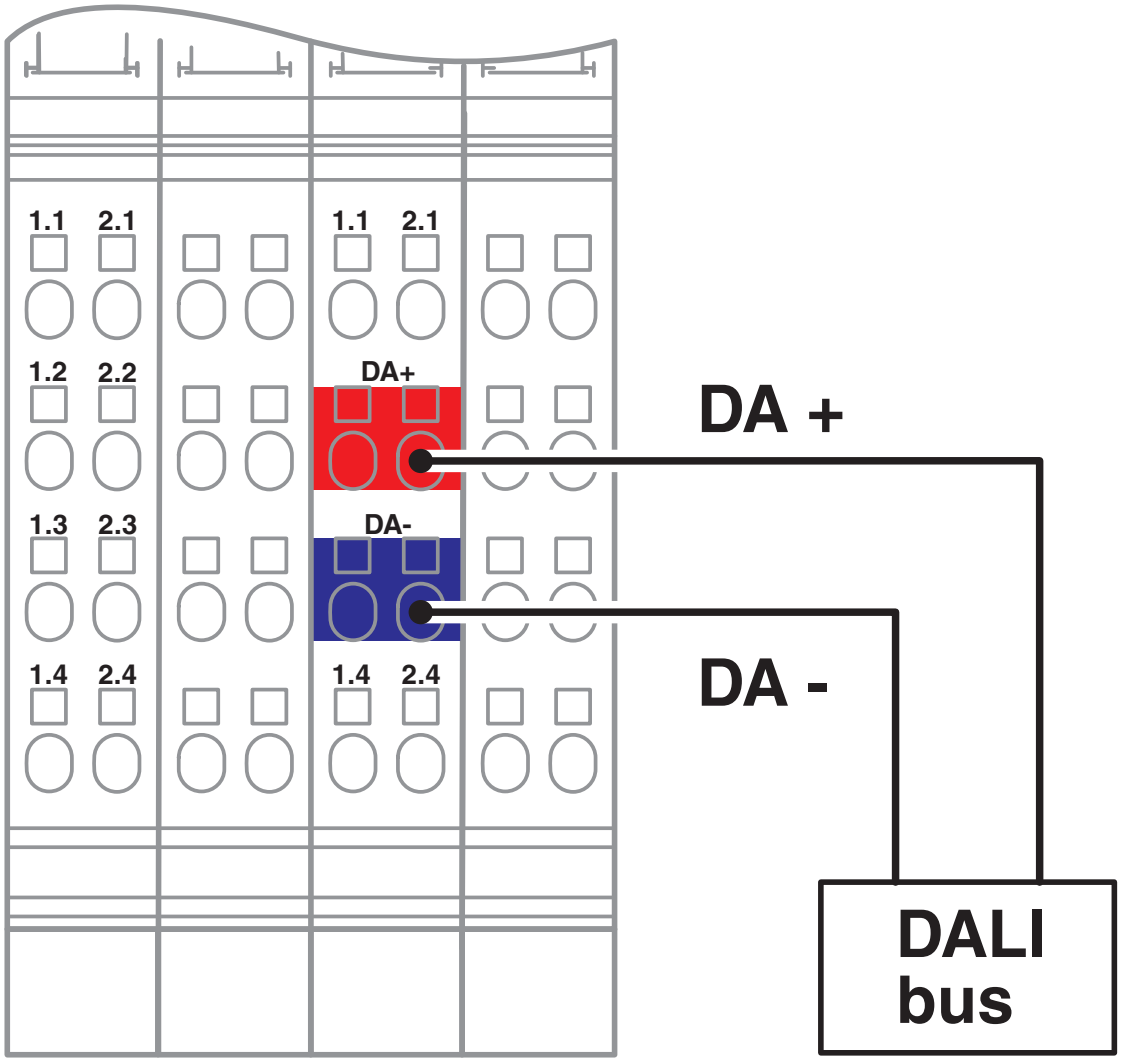

Connection example

Approvals

To download certificates, visit the product detail page: https://www.phoenixcontact.com/us/products/1199811

DALI 2
Approval ID: 3563

	Nominal voltage U_N	Nominal current I_N	Cross section AWG	Cross section mm^2
B				
Factory wiring	300 V	11 A	-	22 - 18
	300 V	3.6 A	-	22 - 18
D				
Factory wiring	300 V	10 A	-	22 - 18
	300 V	3.6 A	-	22 - 18

Classifications

ECLASS

ECLASS-13.0	27242608
ECLASS-15.0	27242608

ETIM

ETIM 10.0	EC001604

UNSPSC

UNSPSC 21.0	32151600

Environmental product compliance

EU RoHS

Fulfills EU RoHS substance requirements	Yes, No exemptions

China RoHS

Environment friendly use period (EFUP)	EFUP-E
	No hazardous substances above the limits

EU REACH SVHC

REACH candidate substance (CAS No.)	No substance above 0.1 wt%

Phoenix Contact 2026 © - all rights reserved
https://www.phoenixcontact.com

Phoenix Contact USA
586 Fulling Mill Road
Middletown, PA 17057, United States
(+717) 944-1300
info@phoenixcon.com