

SACC-DSI-M12MST-4P-M16XL/1,5 - Device connector rear mounting



1162541

<https://www.phoenixcontact.com/us/products/1162541>

Please be informed that the data shown in this PDF document is generated from our online catalog. Please find the complete data in the user documentation. Our general terms of use for downloads are valid.



Device connector rear mounting, Power, 4-position, Pin, straight, M12-Standard, T-coding, on free cable end, Individual wires, cable length: 1.5 m, 1.31 mm², UL/cUL stranded hook-up wire, potted, this item is expected to be lead-free from Q2 2026 in accordance with RoHS II without exception 6c (Pb < 0.1%), a lead-free alternative is possible on request in advance

Your advantages

- For compact devices: transmit high power in a confined space
- Easy-to-install, optimized XL housing contour with wrench size 19
- Mechanical tightening limitation for long-term-stable gasket
- Preassembled with litz wires for immediate use
- Customer-specific assemblies and litz wire lengths available
- Sealed on the litz wire side for optimum leak-tightness
- For high transmission safety: shield connection to the housing with optional EMC nut

Commercial data

Item number	1162541
Packing unit	1 pc
Minimum order quantity	1 pc
Sales key	AB24
Product key	ABQCGG
GTIN	4063151172374
Weight per piece (including packing)	105 g
Weight per piece (excluding packing)	101.99 g
Customs tariff number	85444290
Country of origin	DE

SACC-DSI-M12MST-4P-M16XL/1,5 - Device connector rear mounting



1162541

<https://www.phoenixcontact.com/us/products/1162541>

Technical data

Notes

Notes on operation	The electrical and mechanical data specified assume that the connector pair is correctly locked and mounted. If the connector is unlocked and if there is a danger of contamination, the connector must be sealed using a protective cap > IP54. Influences arising from litz wires, cables or PCB assembly must also be taken into consideration.
Order information:	Lock nut is included in the scope of delivery
General	Contact connection method: Crimp connection

Mounting

Mounting type	Rear mounting (M16 x 1.5, XL version, with flat nut, tightening limitation)
Tightening torque	1.5 Nm ... 2 Nm (Installation-side)

Product properties

Product type	Circular connectors (device side)
Application	Power
Sensor type	Power
Number of positions	4
No. of cable outlets	1
Shielded	no
Coding	T
Thread type	M12

Insulation characteristics

Overvoltage category	III
Degree of pollution	3

Material specifications

Material Housing	GD-Zn
Material Housing surface	Ni
Material Molding compound	PUR (potted)
Flammability rating according to UL 94	V0
Seal material	FKM
Contact material	CuZn
Contact surface material	Au
Contact carrier material	PA
Conductor material	Bare Cu litz wires

Electrical properties

Rated surge voltage	1.5 kV
---------------------	--------

SACC-DSI-M12MST-4P-M16XL/1,5 - Device connector rear mounting



1162541

<https://www.phoenixcontact.com/us/products/1162541>

Rated surge voltage	1.5 kV AC/DC
Contact resistance	≤ 3 mΩ
Insulation resistance	≥ 100 MΩ
Nominal voltage U _N	63 V DC
Nominal current I _N	12 A
Test voltage	1.5 kV

Connection data

Conductor connection

Connection method	Individual wires
Contact connection type	Pin
Conductor cross-section	1.31 mm ²
Tightening torque	1.5 Nm ... 2 Nm (Installation-side)

Mechanical properties

Mechanical data

Insertion/withdrawal cycles	> 100
-----------------------------	-------

Connector

Connection 1

Head design	Pin
Head cable outlet	straight
Head thread type	M12
Head locking type	Standard
Coding	T

Connection 2

Head design	free cable end
-------------	----------------

Cable/line

Cable length	1.5 m
Cable type	UL/cUL stranded hook-up wire
Signal type/category	Power
Wire diameter incl. insulation	2 mm
Single wire, color	black, brown, blue, white
Cable cross section	1.31 mm ²
Conductor material	Bare Cu litz wires
AWG signal line	16
Material wire insulation	mPPE
Halogen-free	yes
Flame resistance	in acc. to UL 1581 VW1
	-40 °C ... 85 °C (without mechanical actuation)

SACC-DSI-M12MST-4P-M16XL/1,5 - Device connector rear mounting



1162541

<https://www.phoenixcontact.com/us/products/1162541>

Ambient temperature (operation)	-40 °C ... 85 °C (without mechanical actuation)
	-25 °C ... 105 °C (Cable, flexible installation)

Environmental and real-life conditions

Ambient conditions

Degree of protection	IP65
	IP67
Ambient temperature (operation) (male connector/female connector)	-25 °C ... 85 °C (Plug / socket)
Ambient temperature (operation) (Cable, fixed installation)	-40 °C ... 85 °C (without mechanical actuation)
Ambient temperature (operation) (Cable, flexible installation)	-25 °C ... 105 °C (Cable, flexible installation)
Ambient temperature (operation) (Cable, fixed installation)	-40 °C ... 105 °C (cable, fixed installation)
UL Type Rating	Type 4 (indoor use only)

Standards and regulations

Flame resistance	in acc. to UL 1581 VW1
Standard designation	M12 circular connector
Standards/specifications	according to IEC 61076-2-111

SACC-DSI-M12MST-4P-M16XL/1,5 - Device connector rear mounting



1162541

<https://www.phoenixcontact.com/us/products/1162541>


Drawings

Schematic diagram



Connector pin assignment of M12 plug, 4-pos., T-coded, view of pin side

Circuit diagram



Contact assignment of the M12 plug

SACC-DSI-M12MST-4P-M16XL/1,5 - Device connector rear mounting





1162541

<https://www.phoenixcontact.com/us/products/1162541>

Approvals

To download certificates, visit the product detail page: <https://www.phoenixcontact.com/us/products/1162541>

 cUL Recognized Approval ID: E468743-20190917				
	Nominal voltage U_N	Nominal current I_N	Cross section AWG	Cross section mm^2
keine				
	63 V	12 A	16	-

 UL Recognized Approval ID: E468743-20190917				
	Nominal voltage U_N	Nominal current I_N	Cross section AWG	Cross section mm^2
keine				
	63 V	12 A	16	-

SACC-DSI-M12MST-4P-M16XL/1,5 - Device connector rear mounting



1162541

<https://www.phoenixcontact.com/us/products/1162541>

Classifications

ECLASS

ECLASS-13.0	27440103
ECLASS-15.0	27440103

ETIM

ETIM 10.0	EC003570
-----------	----------

UNSPSC

UNSPSC 21.0	39121400
-------------	----------

SACC-DSI-M12MST-4P-M16XL/1,5 - Device connector rear mounting



1162541

<https://www.phoenixcontact.com/us/products/1162541>

Environmental product compliance

EU RoHS

Fulfills EU RoHS substance requirements	Yes
Exemption	6(c)

China RoHS

Environment friendly use period (EFUP)	EFUP-50
	An article-related China RoHS declaration table can be found in the download area for the respective article under "Manufacturer declaration". For all articles with EFUP-E, no China RoHS declaration table issued and required.

EU REACH SVHC

REACH candidate substance (CAS No.)	Lead(CAS: 7439-92-1)
SCIP	e1e0d3dd-c0e6-471a-857f-ce0148e3c22d

Phoenix Contact 2026 © - all rights reserved
<https://www.phoenixcontact.com>

Phoenix Contact USA
586 Fulling Mill Road
Middletown, PA 17057, United States
(+717) 944-1300
info@phoenixcon.com