


TBUS8-25,0-PPPPSSSS-7035 - DIN rail bus connector



1156781

<https://www.phoenixcontact.com/us/products/1156781>

Please be informed that the data shown in this PDF document is generated from our online catalog. Please find the complete data in the user documentation. Our general terms of use for downloads are valid.



DIN rail bus connector, color: light gray, nominal current: 6 A, 4 A (parallel contacts) (Serial contacts), rated voltage (III/2): 32 V, number of positions: 8, product range: TBUS8-25..., pitch: 2.54 mm, mounting: DIN rail mounting, locking: without, mounting method: without, type of packaging: packed in cardboard, Item with gold-plated contacts, bus connectors for connecting with electronics housings, 4 parallel contacts/4 serial contacts

Your advantages

- Up to four parallel and series contacts respectively for efficient signal and data transmission

Commercial data

| | |
|--------------------------------------|---------------|
| Item number | 1156781 |
| Packing unit | 10 pc |
| Minimum order quantity | 10 pc |
| Sales key | AC09 |
| Product key | ACHAGA |
| GTIN | 4063151159849 |
| Weight per piece (including packing) | 7 g |
| Weight per piece (excluding packing) | 6 g |
| Customs tariff number | 85366990 |
| Country of origin | PL |

1156781

<https://www.phoenixcontact.com/us/products/1156781>

Technical data

Notes

| | |
|----------------|---|
| Recommendation | Material of contact pads for bus connector, galvanic gold (hard gold) |
|----------------|---|

Product properties

| | |
|---------------------|------------------------|
| Product type | DIN rail bus connector |
| Product family | TBUS8-25.. |
| Number of positions | 8 |
| Pitch | 2.54 mm |

Electrical properties

Properties

| | |
|-----------------------------|-------------------------|
| Nominal current I_N | 6 A (parallel contacts) |
| Nominal voltage U_N | 32 V |
| Contact resistance | 3.7 m Ω |
| Rated voltage (III/2) | 32 V |
| Rated surge voltage (III/2) | 1.5 kV |
| Rated voltage (II/2) | 32 V |
| Rated surge voltage (II/2) | 1.5 kV |

Material specifications

Material data - contact

| | |
|-------------------------|-------------|
| Contact material | Cu alloy |
| Surface characteristics | gold-plated |

Material data - housing

| | |
|--|-------------------|
| Color (Housing) | light gray (7035) |
| Insulating material | PA |
| Insulating material group | I |
| CTI according to IEC 60112 | 600 |
| Flammability rating according to UL 94 | V0 |

material specifications - connector

| | |
|-----------|-----|
| Color () | () |
|-----------|-----|

Dimensions

| | |
|------------|----------|
| Pitch | 2.54 mm |
| Width [w] | 29.3 mm |
| Height [h] | 37.15 mm |
| Length [l] | 16.3 mm |

Mounting

1156781

<https://www.phoenixcontact.com/us/products/1156781>

| | |
|---------------|-------------------|
| Mounting type | DIN rail mounting |
|---------------|-------------------|

Mechanical tests

Insertion and withdrawal forces

| | |
|-------------------------------------|-------------|
| Result | Test passed |
| No. of cycles | 25 |
| Insertion strength per pos. approx. | 2.8 N |
| Withdraw strength per pos. approx. | 2.5 N |

Contact holder in insert

| | |
|--|------------------------|
| Specification | IEC 60512-15-1:2008-05 |
| Contact holder in insert Requirements >20 N | Test passed |

Polarization and coding

| | |
|---------------|------------------------|
| Specification | IEC 60512-13-5:2006-02 |
| Result | Test passed |

Visual inspection

| | |
|---------------|-----------------------|
| Specification | IEC 60512-1-1:2002-02 |
| Result | Test passed |

Dimension check

| | |
|---------------|-----------------------|
| Specification | IEC 60512-1-2:2002-02 |
| Result | Test passed |

Environmental and real-life conditions

Durability test

| | |
|--|-----------------------|
| Specification | IEC 60512-9-1:2010-03 |
| Impulse withstand voltage at sea level | 1.75 kV |
| Contact resistance R_1 | 3.7 m Ω |
| Contact resistance R_2 | 3.85 m Ω |
| Insertion/withdrawal cycles | 25 |

Climatic test

| | |
|-----------------------------------|---|
| Specification | DIN 50018:2013-05 |
| Corrosive stress | 0.2 dm ³ SO ₂ on 300 dm ³ /40 °C/1 cycle |
| Thermal stress | 100 °C/168 h |
| Power-frequency withstand voltage | 0.84 kV |

Vibration test

| | |
|---------------|-----------------------------|
| Specification | IEC 60068-2-6:2007-12 |
| Frequency | 10 - 150 - 10 Hz |
| Sweep speed | 1 octave/min |
| Amplitude | 0.15 mm (10 Hz ... 58.1 Hz) |
| Acceleration | 2g (58.1 Hz ... 150 Hz) |

1156781

<https://www.phoenixcontact.com/us/products/1156781>

| | |
|------------------------|-----------------------------------|
| Test duration per axis | 2.5 h |
| Test directions | X-, Y- and Z-axis (pos. and neg.) |

Shocks

| | |
|-----------------|-----------------------------------|
| Specification | IEC 60068-2-27:2008-02 |
| Pulse shape | Semi-sinusoidal |
| Acceleration | 15g |
| Shock duration | 11 ms |
| Test directions | X-, Y- and Z-axis (pos. and neg.) |

Glow-wire test

| | |
|------------------|------------------------|
| Specification | IEC 60695-2-10:2013-04 |
| Temperature | 850 °C |
| Time of exposure | 30 s |

Ambient conditions

| | |
|---|---|
| Ambient temperature (storage/transport) | -40 °C ... 55 °C |
| Relative humidity (storage/transport) | 30 % ... 70 % |
| Ambient temperature (assembly) | -5 °C ... 100 °C |
| Ambient temperature (operation) | -40 °C ... 105 °C (dependent on the derating curve) |

Ambient conditions

| | |
|---|---|
| Ambient temperature (operation) | -40 °C ... 105 °C (dependent on the derating curve) |
| Ambient temperature (storage/transport) | -40 °C ... 55 °C |
| Relative humidity (storage/transport) | 30 % ... 70 % |
| Ambient temperature (assembly) | -5 °C ... 100 °C |

Electrical tests

Thermal test | Test group C

| | |
|----------------------------|-----------------------|
| Specification | IEC 60512-5-1:2002-02 |
| Tested number of positions | 8 |

Air clearances and creepage distances |

| | |
|--|---------------------|
| Specification | IEC 60664-1:2007-04 |
| Insulating material group | I |
| Rated insulation voltage (III/2) | 32 V |
| Rated surge voltage (III/2) | 1.5 kV |
| minimum clearance value - non-homogenous field (III/2) | 0.5 mm |
| minimum creepage distance (III/2) | 0.53 mm |
| Rated insulation voltage (II/2) | 32 V |
| Rated surge voltage (II/2) | 1.5 kV |
| minimum clearance value - non-homogenous field (II/2) | 0.5 mm |
| minimum creepage distance (II/2) | 0.53 mm |

Packaging specifications

| | |
|-------------------|---------------------|
| Type of packaging | packed in cardboard |
|-------------------|---------------------|

TBUS8-25,0-PPPPSSSS-7035 - DIN rail bus connector



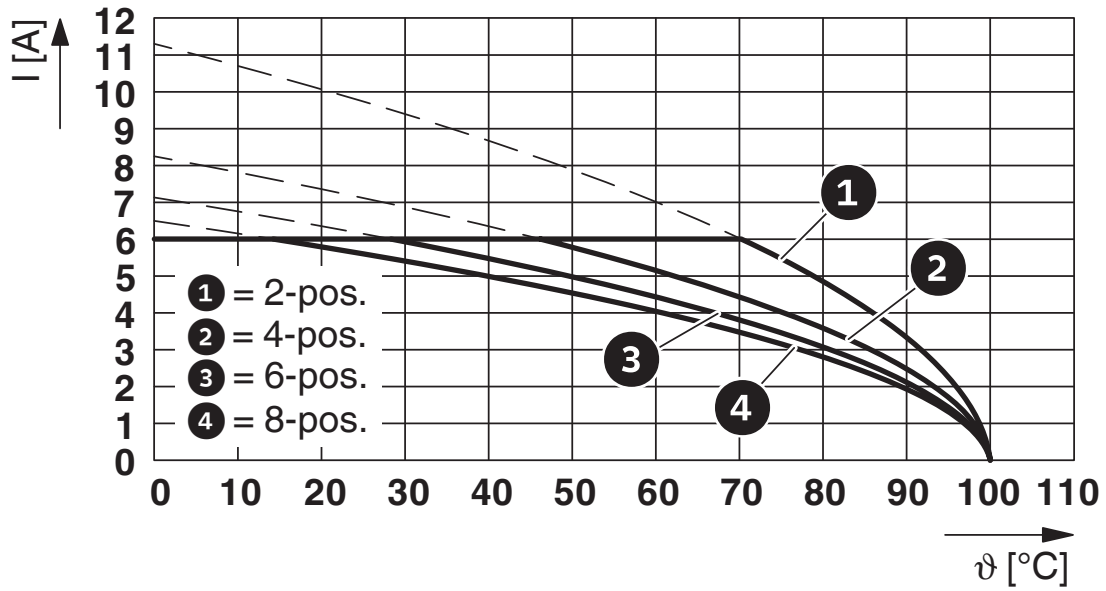
1156781

<https://www.phoenixcontact.com/us/products/1156781>

| | |
|----------------------|--------|
| Outer packaging type | Carton |
|----------------------|--------|

Drawings

Diagram



Type: TBUS8-20,0(25,0)-...

TBUS8-25,0-PPPPSSSS-7035 - DIN rail bus connector





1156781

<https://www.phoenixcontact.com/us/products/1156781>

Approvals

To download certificates, visit the product detail page: <https://www.phoenixcontact.com/us/products/1156781>

|  cUL Recognized Approval ID: E118976-20151204 | | | | |
|--|-----------------------|-----------------------|-------------------|-----------------------------|
| | Nominal voltage U_N | Nominal current I_N | Cross section AWG | Cross section mm^2 |
| keine | | | | |
| Power | 29.9 V | 4 A | - | - |
| Signal | 29.9 V | 4 A | - | - |

|  UL Recognized Approval ID: E118976-20151204 | | | | |
|---|-----------------------|-----------------------|-------------------|-----------------------------|
| | Nominal voltage U_N | Nominal current I_N | Cross section AWG | Cross section mm^2 |
| keine | | | | |
| Power | 29.9 V | 6 A | - | - |
| Signal | 29.9 V | 4 A | - | - |

1156781

<https://www.phoenixcontact.com/us/products/1156781>

Classifications

ECLASS

| | |
|-------------|----------|
| ECLASS-13.0 | 27460201 |
| ECLASS-15.0 | 27460201 |

ETIM

| | |
|-----------|----------|
| ETIM 10.0 | EC002637 |
|-----------|----------|

UNSPSC

| | |
|-------------|----------|
| UNSPSC 21.0 | 39121400 |
|-------------|----------|

TBUS8-25,0-PPPPSSSS-7035 - DIN rail bus connector



1156781

<https://www.phoenixcontact.com/us/products/1156781>

Environmental product compliance

EU RoHS

| | |
|---|--------------------|
| Fulfills EU RoHS substance requirements | Yes, No exemptions |
|---|--------------------|

China RoHS

| | |
|--|--|
| Environment friendly use period (EFUP) | EFUP-E |
| | No hazardous substances above the limits |

EU REACH SVHC

| | |
|-------------------------------------|----------------------------|
| REACH candidate substance (CAS No.) | No substance above 0.1 wt% |
|-------------------------------------|----------------------------|

Phoenix Contact 2026 © - all rights reserved
<https://www.phoenixcontact.com>

Phoenix Contact USA
586 Fulling Mill Road
Middletown, PA 17057, United States
(+717) 944-1300
info@phoenixcon.com