

# PV-FT-C4M-HSG - Device connector front mounting



1133365

<https://www.phoenixcontact.com/us/products/1133365>

Please be informed that the data shown in this PDF document is generated from our online catalog. Please find the complete data in the user documentation. Our general terms of use for downloads are valid.



Device connector front mounting, Range of articles: SUNCLIX, color: black, number of positions: 1, min. conductor cross-section: 2.5 mm<sup>2</sup>, max. conductor cross-section: 6 mm<sup>2</sup>, rated voltage: 1500 V DC, rated current: 50 A, Connection method: Crimp

## Your advantages

- Fast mounting and durable fixing with the patented fast screw connection
- High yield, thanks to silver-plated contacts
- Patented UNLOCK system allows smaller center distances as well as convenient release
- Unique SUNCLIX pin connector pattern

## Commercial data

Item number	1133365
Packing unit	50 pc
Minimum order quantity	50 pc
Sales key	AB02
Product key	ABLBAB
GTIN	4063151060695
Weight per piece (including packing)	8.1 g
Weight per piece (excluding packing)	5.832 g
Customs tariff number	85359000
Country of origin	DE

## Technical data

### Notes

#### Safety note

Safety note	<ul style="list-style-type: none"> <li>• <b>WARNING:</b> Commission properly functioning products only. The products must be regularly inspected for damage. Decommission defective products immediately. Replace damaged products. Repairs are not possible.</li> </ul>
	<ul style="list-style-type: none"> <li>• <b>WARNING:</b> Only electrically qualified personnel may install and operate the product. They must observe the following safety notes. The qualified personnel must be familiar with the basics of electrical engineering. They must be able to recognize and prevent danger. The relevant symbol on the packaging indicates that only personnel familiar with electrical engineering are allowed to install and operate the product.</li> </ul>
	<p><b>WARNING:</b> The connectors may not be plugged in or disconnected under load. Ignoring the warning or improper use may damage persons and/or property.</p>
	<ul style="list-style-type: none"> <li>• The products are suitable for applications in plant, controller, and electrical device engineering.</li> </ul>
	<ul style="list-style-type: none"> <li>• Assembled products may not be manipulated or improperly opened.</li> </ul>
	<ul style="list-style-type: none"> <li>• Only use mating connectors that are specified in the technical data of the standards listed (e.g. the ones listed in the product accessories online at <a href="https://www.phoenixcontact.com/products">phoenixcontact.com/products</a>).</li> </ul>
	<ul style="list-style-type: none"> <li>• When using the product in direct connection with third-party manufacturers, the user is responsible.</li> </ul>
	<ul style="list-style-type: none"> <li>• For operating voltages &gt; 50 V AC, conductive connector housings must be grounded</li> </ul>
	<ul style="list-style-type: none"> <li>• Ensure that the protective or functional ground has been properly connected.</li> </ul>
	<ul style="list-style-type: none"> <li>• Observe the corresponding technical data. You will find information:                             <ul style="list-style-type: none"> <li>o On the product</li> <li>o On the packing label</li> <li>o In the supplied documentation</li> <li>o Online at <a href="https://www.phoenixcontact.com/products">phoenixcontact.com/products</a> under the product</li> </ul> </li> </ul>
	<ul style="list-style-type: none"> <li>• The installation notes/Design In documents online on the download page at <a href="https://www.phoenixcontact.com/products">phoenixcontact.com/products</a> must be observed for this product.</li> </ul>
	<ul style="list-style-type: none"> <li>• Use a protective cap to protect connectors that are not in use. The suitable accessories are available online in the accessory section of the product at <a href="https://www.phoenixcontact.com/products">phoenixcontact.com/products</a></li> </ul>
	<ul style="list-style-type: none"> <li>• The connector warms up in normal operation. Depending on the ambient conditions, the surface of the connector can continue to warm up. In this case, the user is responsible for posting warnings (e.g. DIN EN ISO 13732-1:2008-12).</li> </ul>
	<ul style="list-style-type: none"> <li>• Operate the connector only when it is fully plugged in and interlocked.</li> </ul>
	<ul style="list-style-type: none"> <li>• Ensure that when laying the cable, the tensile load on the connectors does not exceed the upper limit specified in the standards.</li> </ul>

	• Observe the minimum bending radius of the cable. Lay the cable without twisting it.
--	---

## Product properties

Product type	Panel feed-through
Product family	SUNCLIX
Number of positions	1

### Insulation characteristics

Protection class	II
Degree of pollution	2

## Connection data

### Conductor connection

Tightening torque	1.8 Nm ... 2.2 Nm
-------------------	-------------------

## Dimensions

Width	21 mm
Height	27.4 mm
Length	49.2 mm
Hole diameter	12.1 mm

## Electrical properties

Rated voltage (III/2)	1500 V
Rated voltage	1500 V DC (III/2.00) in accordance with IEC 62852:2014/AMD1:2020
	1500 V DC in accordance with UL 6703
	2000 V DC
Rated surge voltage	16 kV
Rated surge voltage (III/3)	16 kV
Rated current (10 mm <sup>2</sup> )	50 A (in accordance with IEC 62852:2014/AMD1:2020)
Rated current (6.0 mm <sup>2</sup> )	38 A (in accordance with IEC 62852:2014/AMD1:2020)
Rated current (4.0 mm <sup>2</sup> )	32 A (in accordance with IEC 62852:2014/AMD1:2020)
Rated current (2.5 mm <sup>2</sup> )	26 A (in accordance with IEC 62852:2014/AMD1:2020)
Rated current	50 A (in accordance with UL 6703)
	35 A (in accordance with UL 6703)
	30 A (in accordance with UL 6703)
Contact resistance	< 0.45 mΩ (depending on the mating connector used)

## Mechanical properties

### Mechanical data

Insertion/withdrawal cycles	100
Insertion force	< 45 N ±10 N (with installed contacts)

## Material specifications

# PV-FT-C4M-HSG - Device connector front mounting



1133365

<https://www.phoenixcontact.com/us/products/1133365>

Color	black
Color of the housing part	black
Material Seal	EPDM
Material Housing	PPE
Flammability rating according to UL 94	V0
Insulating material group	II
O-ring material	Silopren
Material for screw connection	PA

## Cable/line

Single wire, cross section	2.5 mm <sup>2</sup> 6 mm <sup>2</sup>
Stripping length of the individual wire	9 mm -1 mm

## Environmental and real-life conditions

### Ambient conditions

Degree of protection	IP66/IP68 (2 m / 24 h) (plugged in)
	IP20 (Not plugged in)
	IP66/IP68 (2 m / 24 h)
Ambient temperature (operation)	-40 °C ... 85 °C
Ambient temperature (assembly)	-25 °C ... 50 °C

## Standards and regulations

Standards/specifications	IEC 62852:2014/AMD1:2020
--------------------------	--------------------------

# PV-FT-C4M-HSG - Device connector front mounting





1133365


<https://www.phoenixcontact.com/us/products/1133365>

## Approvals

To download certificates, visit the product detail page: <https://www.phoenixcontact.com/us/products/1133365>

 <b>UL Recognized</b> Approval ID: E477377-20211103				
	Nominal voltage $U_N$	Nominal current $I_N$	Cross section AWG	Cross section $mm^2$
keine				
	1500 V	50 A	14 - 10	-

 <b>TÜV Rheinland</b> Approval ID: R 60165002-0001				
	Nominal voltage $U_N$	Nominal current $I_N$	Cross section AWG	Cross section $mm^2$
keine				
	1500 V	38 A	-	2.5 - 6

 <b>TÜV Rheinland</b> Approval ID: R 60165002 0002				
	Nominal voltage $U_N$	Nominal current $I_N$	Cross section AWG	Cross section $mm^2$
keine				
	2000 V	38 A	-	-

1133365

<https://www.phoenixcontact.com/us/products/1133365>

## Classifications

### ECLASS

ECLASS-13.0	27440107
ECLASS-15.0	27440107

### ETIM

ETIM 10.0	EC002635
-----------	----------

### UNSPSC

UNSPSC 21.0	39121400
-------------	----------

# PV-FT-C4M-HSG - Device connector front mounting



1133365

<https://www.phoenixcontact.com/us/products/1133365>

## Environmental product compliance

### EU RoHS

Fulfills EU RoHS substance requirements	Yes, No exemptions
---	--------------------

### China RoHS

Environment friendly use period (EFUP)	EFUP-E
	No hazardous substances above the limits

### EU REACH SVHC

REACH candidate substance (CAS No.)	Triphenyl phosphate(CAS: 115-86-6)
-------------------------------------	------------------------------------

### EF3.1 Climate Change

CO2e kg	0.077 kg CO2e
---------	---------------

Phoenix Contact 2026 © - all rights reserved  
<https://www.phoenixcontact.com>

Phoenix Contact USA  
586 Fulling Mill Road  
Middletown, PA 17057, United States  
(+717) 944-1300  
[info@phoenixcon.com](mailto:info@phoenixcon.com)