


LPT 16/ 8-10,0-ZB - PCB terminal block

1119817

<https://www.phoenixcontact.com/us/products/1119817>

Please be informed that the data shown in this PDF document is generated from our online catalog. Please find the complete data in the user documentation. Our general terms of use for downloads are valid.



Printed circuit board terminal, nominal current: 76 A, rated voltage (III/2): 1000 V, nominal cross section: 16 mm², number of potentials: 8, number of rows: 1, number of positions per row: 8, product range: LPT 16/, pitch: 10 mm, connection method: Lever Push-in connection, mounting: Wave soldering, conductor/PCB connection direction: 0 °, color: green, Pin layout: Zigzag pinning W, Solder pin [P]: 3.6 mm, type of packaging: packed in cardboard

Your advantages

- Tool-free lever principle enables time-saving connection and release of conductors with/without ferrules
- Clear lever positions provide reliable feedback on opened or closed clamping spaces
- Defined contact force ensures that contact remains stable over the long term
- Time-saving push-in connection when lever is closed
- Intuitive operation, thanks to a color-coded actuation lever

Commercial data

Item number	1119817
Packing unit	10 pc
Minimum order quantity	10 pc
Sales key	AA15
Product key	AAOTAA
GTIN	4063151065638
Weight per piece (including packing)	87.8 g
Weight per piece (excluding packing)	81.92 g
Customs tariff number	85369010
Country of origin	SK

1119817

<https://www.phoenixcontact.com/us/products/1119817>

Technical data

Product properties

Product type	Printed circuit board terminal
Product family	LPT 16/
Product line	COMBICON Terminals XL
Number of positions	8
Pitch	10 mm
Number of connections	8
Number of rows	1
Number of potentials	8
Pin layout	Zigzag pinning W

Electrical properties

Properties

Nominal current I_N	76 A
Nominal voltage U_N	1000 V
Rated voltage (III/3)	1000 V
Rated surge voltage (III/3)	8 kV
Rated voltage (III/2)	1000 V
Rated surge voltage (III/2)	8 kV
Rated voltage (II/2)	1000 V
Rated surge voltage (II/2)	6 kV

Connection data

Connection technology

Nominal cross section	16 mm ²
-----------------------	--------------------

Conductor connection

Connection method	Lever Push-in connection
Conductor cross-section rigid	0.75 mm ² ... 16 mm ² (Conductor connection with open terminal point) 1.5 mm ² ... 16 mm ² (Push-in connection)
Single-conductor/terminal point multi-stranded	0.75 mm ² ... 16 mm ²
Conductor cross-section flexible	0.75 mm ² ... 25 mm ²
Conductor cross-section AWG	18 ... 4
Conductor cross-section, flexible, with ferrule, without plastic sleeve	0.75 mm ² ... 16 mm ²
Conductor cross-section, flexible, with ferrule, with plastic sleeve	0.75 mm ² ... 16 mm ²
2 conductors with the same cross section, flexible, with TWIN ferrule with plastic sleeve	4 mm ² ... 6 mm ²
Stripping length	18 mm ... 20 mm

Mounting

LPT 16/ 8-10,0-ZB - PCB terminal block



1119817

<https://www.phoenixcontact.com/us/products/1119817>

Mounting type	Wave soldering
Pin layout	Zigzag pinning W

Material specifications

Material data - contact

Note	WEEE/RoHS-compliant, free of whiskers according to IEC 60068-2-82/JEDEC JESD 201
Contact material	Cu alloy
Surface characteristics	Tin-plated
Metal surface terminal point (top layer)	Tin (10 µm - 16 µm Sn)
Metal surface soldering area (top layer)	Tin (10 µm - 16 µm Sn)


Material data - housing

Color (Housing)	green (6021)
Insulating material	PA
Insulating material group	I
CTI according to IEC 60112	600
Flammability rating according to UL 94	V0
Glow wire flammability index GWFI according to EN 60695-2-12	850
Glow wire ignition temperature GWIT according to EN 60695-2-13	775
Temperature for the ball pressure test according to EN 60695-10-2	125 °C

Material data – actuating element

Color (Actuating element)	orange (2003)
Insulating material	PA GF
Insulating material group	I
CTI according to IEC 60112	600
Flammability rating according to UL 94	V0

Dimensions

Dimensional drawing	
Pitch	10 mm
Width [w]	81.9 mm
Height [h]	39.6 mm
Length [l]	32 mm
Installed height	36 mm
Solder pin length [P]	3.6 mm
Pin dimensions	1 x 1 mm

LPT 16/ 8-10,0-ZB - PCB terminal block



1119817

<https://www.phoenixcontact.com/us/products/1119817>

PCB design

Hole diameter	1.7 mm
---------------	--------

Mechanical tests

Test for conductor damage and slackening

Specification	IEC 60999-1:1999-11
Result	Test passed

Pull-out test

Specification	IEC 60999-1:1999-11
Conductor cross-section/conductor type/tractive force setpoint/actual value	0.75 mm ² / solid / > 30 N
	0.75 mm ² / flexible / > 30 N
	16 mm ² / solid / > 100 N
	25 mm ² / flexible / > 135 N

Electrical tests

Temperature-rise test

Specification	IEC 60947-7-4:2019-01
Requirement temperature-rise test	The sum of ambient temperature and temperature rise of the PCB terminal block shall not exceed the upper limiting temperature.

Short-time withstand current

Specification	IEC 60947-7-4:2019-01
---------------	-----------------------

Insulation resistance

Specification	IEC 60512-3-1:2002-02
Insulation resistance, neighboring positions	> 5 MΩ

Air clearances and creepage distances |

Specification	IEC 60947-7-4:2019-01
Insulating material group	I
Comparative tracking index (IEC 60112)	CTI 600
Rated insulation voltage (III/3)	1000 V
Rated surge voltage (III/3)	8 kV
minimum clearance value - non-homogenous field (III/3)	8 mm
minimum creepage distance (III/3)	12.5 mm
Rated insulation voltage (III/2)	1000 V
Rated surge voltage (III/2)	8 kV
minimum clearance value - non-homogenous field (III/2)	8 mm
minimum creepage distance (III/2)	8 mm
Rated insulation voltage (II/2)	1000 V
Rated surge voltage (II/2)	6 kV
minimum clearance value - non-homogenous field (II/2)	5.5 mm
minimum creepage distance (II/2)	5.5 mm

1119817

<https://www.phoenixcontact.com/us/products/1119817>

Environmental and real-life conditions

Vibration test

Specification	IEC 60068-2-6:2007-12
Frequency	10 - 150 - 10 Hz
Sweep speed	1 octave/min
Amplitude	0.35 mm (10 Hz ... 60.1 Hz)
Acceleration	50 m/s ² (60.1 Hz ... 150 Hz)
Test duration per axis	2.5 h
Test directions	X-, Y- and Z-axis

Glow-wire test

Specification	IEC 60695-2-10:2013-04
Temperature	850 °C
Time of exposure	5 s

Aging

Specification	IEC 60947-7-4:2019-01
---------------	-----------------------

Ambient conditions

Ambient temperature (storage/transport)	-40 °C ... 70 °C
Relative humidity (storage/transport)	30 % ... 70 %
Ambient temperature (assembly)	-5 °C ... 100 °C
Ambient temperature (operation)	-40 °C ... 105 °C (Depending on the current carrying capacity/derating curve)

Packaging specifications

Type of packaging	packed in cardboard
-------------------	---------------------

Drawings

Diagram



Type: LPT 16/...-10,0-ZB

LPT 16/ 8-10,0-ZB - PCB terminal block





1119817

<https://www.phoenixcontact.com/us/products/1119817>

Approvals

To download certificates, visit the product detail page: <https://www.phoenixcontact.com/us/products/1119817>

 UL Recognized Approval ID: E60425-20210507				
	Nominal voltage U_N	Nominal current I_N	Cross section AWG	Cross section mm^2
C	600 V	66 A	18 - 4	-
F	1000 V	66 A	18 - 4	-

 cULus Recognized Approval ID: E60425-20210507				
	Nominal voltage U_N	Nominal current I_N	Cross section AWG	Cross section mm^2
B	600 V	66 A	18 - 4	-

 cUL Recognized Approval ID: E60425-20210507				
	Nominal voltage U_N	Nominal current I_N	Cross section AWG	Cross section mm^2
C	1000 V	66 A	18 - 4	-

LPT 16/ 8-10,0-ZB - PCB terminal block



1119817

<https://www.phoenixcontact.com/us/products/1119817>

Classifications

ECLASS

ECLASS-13.0	27460101
ECLASS-15.0	27460101

ETIM

ETIM 10.0	EC002643
-----------	----------

UNSPSC

UNSPSC 21.0	39121400
-------------	----------

LPT 16/ 8-10,0-ZB - PCB terminal block



1119817

<https://www.phoenixcontact.com/us/products/1119817>

Environmental product compliance

EU RoHS

Fulfills EU RoHS substance requirements	Yes, No exemptions
---	--------------------

China RoHS

Environment friendly use period (EFUP)	EFUP-E
	No hazardous substances above the limits

EU REACH SVHC

REACH candidate substance (CAS No.)	No substance above 0.1 wt%
-------------------------------------	----------------------------

EF3.1 Climate Change

CO2e kg	2.03 kg CO2e
---------	--------------

Phoenix Contact 2026 © - all rights reserved
<https://www.phoenixcontact.com>

Phoenix Contact USA
586 Fulling Mill Road
Middletown, PA 17057, United States
(+717) 944-1300
info@phoenixcon.com