


PT 4/S-QUATTRO/1P - Feed-through terminal block



1107578

<https://www.phoenixcontact.com/us/products/1107578>

Please be informed that the data shown in this PDF document is generated from our online catalog. Please find the complete data in the user documentation. Our general terms of use for downloads are valid.



Feed-through terminal block, nom. voltage: 800 V, nominal current: 24 A, Thermal continuous current I_{th} : 24 A, connection method: Push-in / plug connection, cross section: 0.14 mm² - 4 mm², mounting type: NS 35/7,5, NS 35/15, color: gray

Your advantages

- The Push-in connection terminal blocks are characterized by the system features of the CLIPLINE complete system and by easy and tool-free wiring of conductors with ferrules or solid conductors
- The plug-in potential pick-off in the middle of the terminal block can be used for testing and system diagnostics.
- Use of 4 mm² Push-in COMBI connectors (32 A) or CP 4 crimp contact connector housings (10 A).
- Automatically produced cable harnesses can be used.
- Coding accessories from the COMBI series prevent incorrect connection or mismatching when using several connectors.
- High vibration resistance with optional latching and strain relief accessories.
- Double bridge shaft for additional potential distribution or test accessories can be used.

Commercial data

Item number	1107578
Packing unit	50 pc
Minimum order quantity	50 pc
Sales key	BE02
Product key	BE511X
GTIN	4063151008338
Weight per piece (including packing)	10.7 g
Weight per piece (excluding packing)	9.526 g
Customs tariff number	85369010
Country of origin	PL

PT 4/S-QUATTRO/1P - Feed-through terminal block



1107578

<https://www.phoenixcontact.com/us/products/1107578>

Technical data

Product properties

Product type	Plug-in terminal block
Product family	PT
Number of rows	1

Electrical properties

Rated surge voltage	8 kV
Maximum power dissipation for nominal condition	0.77 W

Connection data

Connection method	Push-in / plug connection
Stripping length	8 mm ... 10 mm
Connection in acc. with standard	IEC 61984
Conductor cross-section rigid	0.14 mm ² ... 4 mm ²
Cross section AWG	26 ... 12 (converted acc. to IEC)
Conductor cross-section flexible	0.14 mm ² ... 4 mm ²
Conductor cross-section, flexible [AWG]	26 ... 12 (converted acc. to IEC)
Conductor cross-section flexible ultrasound-compressed	0.34 mm ² ... 6 mm ²
Conductor cross-section, flexible [AWG] ultrasound-compressed	22 ... 10 (converted acc. to IEC)
Conductor cross-section flexible (ferrule without plastic sleeve)	0.14 mm ² ... 2.5 mm ²
Flexible conductor cross-section (ferrule with plastic sleeve)	0.14 mm ² ... 2.5 mm ²
Thermal continuous current I _{th}	24 A
Nominal current	24 A
Maximum load current	24 A (with 6 mm ² conductor cross-section, rigid)
Nominal voltage	800 V

Connection cross sections directly pluggable

Conductor cross-section rigid	0.34 mm ² ... 4 mm ²
Conductor cross-section flexible (ferrule without plastic sleeve)	0.34 mm ² ... 2.5 mm ²
Flexible conductor cross-section (ferrule with plastic sleeve)	0.34 mm ² ... 2.5 mm ²

Dimensions

Width	6.2 mm
Height	84.5 mm
Depth	36.8 mm
Depth on NS 35/7,5	36.7 mm
Depth on NS 35/15	44.4 mm

Material specifications

Color	gray (RAL 7042)
Insulating material	PA

1107578

<https://www.phoenixcontact.com/us/products/1107578>

Electrical tests

Surge voltage test

Test voltage setpoint	9.8 kV
Result	Test passed
Short-time withstand current 1.5 mm ²	0.18 kA
Result	Test passed

Power-frequency withstand voltage

Test voltage setpoint	2 kV
Result	Test passed

Mechanical properties

Mechanical data

Open side panel	Yes
-----------------	-----

Mechanical tests

Attachment on the carrier

DIN rail/fixing support	NS 35
Test force setpoint	1 N
Result	Test passed

Environmental and real-life conditions

Needle-flame test

Time of exposure	30 s
Result	Test passed

Oscillation/broadband noise

Specification	DIN EN 50155 (VDE 0115-200):2018-05
Spectrum	Long life test category 1, class B, body mounted
Frequency	$f_1 = 5 \text{ Hz}$ to $f_2 = 150 \text{ Hz}$
ASD level	$0.964 \text{ (m/s}^2\text{)}^2\text{/Hz}$
Acceleration	0.58g
Test duration per axis	5 h
Test directions	X-, Y- and Z-axis
Result	Test passed

Shocks

Pulse shape	Half-sine
Acceleration	5g
Shock duration	30 ms
Number of shocks per direction	3
Test directions	X-, Y- and Z-axis (pos. and neg.)
Result	Test passed

PT 4/S-QUATTRO/1P - Feed-through terminal block



1107578

<https://www.phoenixcontact.com/us/products/1107578>

Ambient conditions

Ambient temperature (operation)	-60 °C ... 110 °C (Operating temperature range incl. self-heating; for max. short-term operating temperature, see RTI Elec.)
Ambient temperature (storage/transport)	-25 °C ... 60 °C (for a short time, not exceeding 24 h, -60 °C to +70 °C)
Ambient temperature (assembly)	-5 °C ... 70 °C
Ambient temperature (actuation)	-5 °C ... 70 °C
Permissible humidity (operation)	20 % ... 90 %
Permissible humidity (storage/transport)	30 % ... 70 %

Standards and regulations

Connection in acc. with standard	IEC 61984
----------------------------------	-----------

Mounting

Mounting type	NS 35/7,5
	NS 35/15

PT 4/S-QUATTRO/1P - Feed-through terminal block

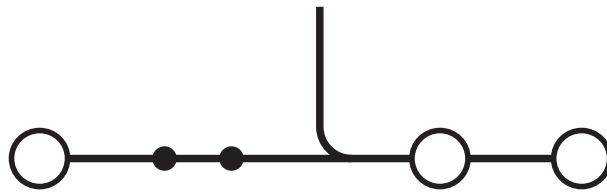
1107578

<https://www.phoenixcontact.com/us/products/1107578>



Drawings

Circuit diagram



PT 4/S-QUATTRO/1P - Feed-through terminal block




1107578


<https://www.phoenixcontact.com/us/products/1107578>


Approvals

To download certificates, visit the product detail page: <https://www.phoenixcontact.com/us/products/1107578>

 CSA Approval ID: 158887				
	Nominal voltage U_N	Nominal current I_N	Cross section AWG	Cross section mm^2
B	600 V	20 A	26 - 12	-
C	600 V	20 A	26 - 12	-

 IECEE CB Scheme Approval ID: DE1-64672_B1_B2				
	Nominal voltage U_N	Nominal current I_N	Cross section AWG	Cross section mm^2
keine	800 V	24 A	-	-

 VDE Zeichengenehmigung Approval ID: 40043445				
	Nominal voltage U_N	Nominal current I_N	Cross section AWG	Cross section mm^2
keine	800 V	24 A	-	0.5 - 2.5

 cULus Recognized Approval ID: E60425				
	Nominal voltage U_N	Nominal current I_N	Cross section AWG	Cross section mm^2
B	600 V	20 A	26 - 12	-
C	600 V	20 A	26 - 12	-
F	800 V	20 A	26 - 12	-

PT 4/S-QUATTRO/1P - Feed-through terminal block



1107578

<https://www.phoenixcontact.com/us/products/1107578>

Classifications

ECLASS

ECLASS-13.0	27250117
ECLASS-15.0	27250117

ETIM

ETIM 10.0	EC000897
-----------	----------

UNSPSC

UNSPSC 21.0	39121400
-------------	----------

PT 4/S-QUATTRO/1P - Feed-through terminal block



1107578

<https://www.phoenixcontact.com/us/products/1107578>

Environmental product compliance

EU RoHS

Fulfills EU RoHS substance requirements	Yes, No exemptions
---	--------------------

China RoHS

Environment friendly use period (EFUP)	EFUP-E
	No hazardous substances above the limits

EU REACH SVHC

REACH candidate substance (CAS No.)	No substance above 0.1 wt%
-------------------------------------	----------------------------

Phoenix Contact 2026 © - all rights reserved
<https://www.phoenixcontact.com>

Phoenix Contact USA
586 Fulling Mill Road
Middletown, PA 17057, United States
(+717) 944-1300
info@phoenixcon.com