

PSR-M-GW-DNET-SC - Data interface



1105103

<https://www.phoenixcontact.com/us/products/1105103>

Please be informed that the data shown in this PDF document is generated from our online catalog. Please find the complete data in the user documentation. Our general terms of use for downloads are valid.



Gateway for connecting a PSR-M base module to a higher-level controller, DeviceNet™, TBUS interface, plug-in screw terminal block, TBUS connector included

Product description

The configurable and individually scalable PSRmodular safety system is a flexible safety solution for monitoring your machine or system. PSRmodular gateways connect a PSR-M basic module to a higher-level controller. This gateway is intended for use with DeviceNet™.

Your advantages

- Cost-effective safety solution with a high level of adaptability to individual requirements
- Fast startup, thanks to easy hardware and software configuration
- Machine downtimes minimized with comprehensive, easy-to-understand diagnostics
- Low housing width of just 22.6 mm



Commercial data

Item number	1105103
Packing unit	1 pc
Minimum order quantity	1 pc
Sales key	DN02
Product key	DNA365
GTIN	4055626973197
Weight per piece (including packing)	172 g
Weight per piece (excluding packing)	131 g
Customs tariff number	85371098

PSR-M-GW-DNET-SC - Data interface



1105103

<https://www.phoenixcontact.com/us/products/1105103>

Country of origin	IT
-------------------	----

1105103

<https://www.phoenixcontact.com/us/products/1105103>

Technical data

Notes

Note on application

Note on application	Only for industrial use
---------------------	-------------------------

Product properties

Product type	Gateways/Proxies
--------------	------------------

Insulation characteristics

Protection class	III (EN 50178)
------------------	----------------

Insulation characteristics

Overvoltage category	II
Degree of pollution	2

Electrical properties

Maximum power dissipation for nominal condition	1.75 W
Nominal operating mode	100% operating factor
Interfaces	DIN rail TBUS for connection to the master module, supplied as standard
Rated surge voltage/insulation	Basic insulation 4 kV

Supply

Designation	A1/A2
Rated control circuit supply voltage U_S	19.2 V DC ... 28.8 V DC
Rated control circuit supply voltage U_S	24 V DC -20 % / +20 % (external fuse, typically 4 A)
Rated control supply current I_S	typ. 30 mA (at U_S)
Power consumption at U_S	typ. 0.75 W
Inrush current	< 2.2 A ($\Delta t = 1$ ms at U_S)
Filter time	typ. 5 ms (in the event of voltage dips at U_S)
Protective circuit	Serial protection against polarity reversal Suppressor diode

Connection data

Connection method	Screw connection
Stripping length	7 mm
Tightening torque	0.5 ... 0.6 Nm
Screw thread	M3

Interfaces

Data: Network interface

Communication protocol	DeviceNet™
Connection method	Connector

1105103

<https://www.phoenixcontact.com/us/products/1105103>

Number of connections	1
Transmission speed	max. 500 kbps
Transmission speed range	125 kbps ... 500 kbps

Data: Service interface

Connection method	USB 2.0 Hi-Speed
Number of connections	1
Maximum cable length	3 m

Signaling

Status display	1 x LED (green), 2 x LED (green, red)
Operating voltage display	1 x LED (green)
Error indication	2 x LED (red)

Dimensions

Width	22.61 mm
Height	112.58 mm
Depth	113.6 mm

Material specifications

Color (Housing)	gray (RAL 7042)
Housing material	Polyamide PA non-reinforced

Environmental and real-life conditions

Ambient conditions

Degree of protection	IP20
Min. degree of protection of inst. location	IP54
Ambient temperature (operation)	-10 °C ... 55 °C (observe derating)
Ambient temperature (storage/transport)	-20 °C ... 85 °C
Maximum altitude	≤ 2000 m (Above sea level)
Max. permissible humidity (storage/transport)	95 % (non-condensing)
Max. permissible relative humidity (operation)	95 % (non-condensing)
Shock	10g for $\Delta t = 16$ ms (continuous shock, 1000 shocks in each space direction)
Vibration (operation)	10 Hz ... 150 Hz, 2g

Approvals

CE

Identification	CE-compliant
----------------	--------------

Mounting

Mounting type	DIN rail mounting
Mounting position	vertical or horizontal

PSR-M-GW-DNET-SC - Data interface

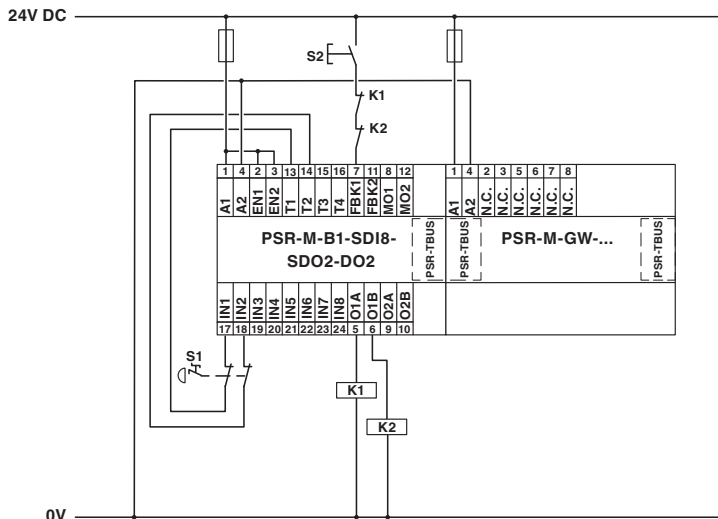


1105103

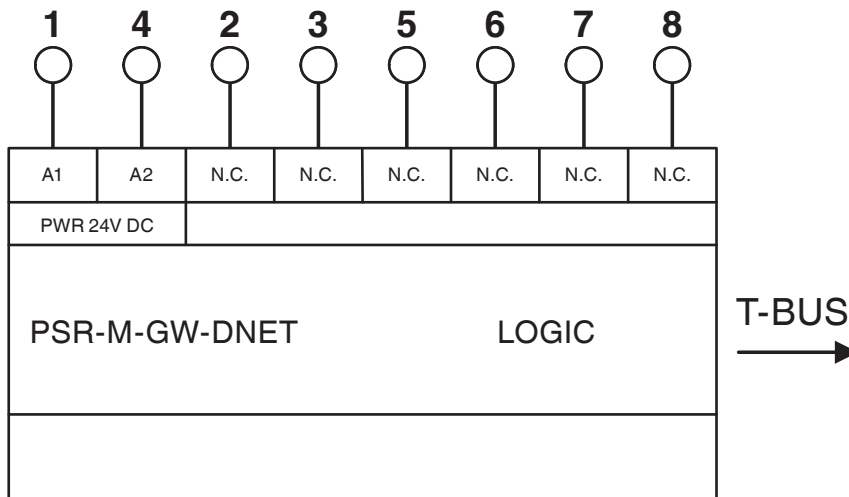
<https://www.phoenixcontact.com/us/products/1105103>

Drawings

Application drawing




Block diagram



1105103

<https://www.phoenixcontact.com/us/products/1105103>

Approvals

 To download certificates, visit the product detail page: <https://www.phoenixcontact.com/us/products/1105103>



cULus Listed

Approval ID: E238705



Functional Safety

Approval ID: Z10029429 0013Rev.02

1105103

<https://www.phoenixcontact.com/us/products/1105103>

Classifications

ECLASS

ECLASS-13.0	27242608
ECLASS-15.0	27242608

ETIM

ETIM 10.0	EC001604
-----------	----------

UNSPSC

UNSPSC 21.0	32151600
-------------	----------

1105103

<https://www.phoenixcontact.com/us/products/1105103>

Environmental product compliance

EU RoHS

Fulfills EU RoHS substance requirements	Yes, No exemptions
---	--------------------

China RoHS

Environment friendly use period (EFUP)	EFUP-E
	No hazardous substances above the limits

EU REACH SVHC

REACH candidate substance (CAS No.)	No substance above 0.1 wt%
-------------------------------------	----------------------------

Phoenix Contact 2026 © - all rights reserved
<https://www.phoenixcontact.com>

Phoenix Contact USA
586 Fulling Mill Road
Middletown, PA 17057, United States
(+717) 944-1300
info@phoenixcon.com