

# G 5/ 2-EX - Device terminal block

1089161

<https://www.phoenixcontact.com/us/products/1089161>

Please be informed that the data shown in this PDF document is generated from our online catalog. Please find the complete data in the user documentation. Our general terms of use for downloads are valid.



The figure shows a combination of versions G 5/2, G 5/3 and G 5/4

Device terminal block, nom. voltage: 500 V, nominal current: 32 A, number of connections: 4, number of positions: 2, connection method: Screw connection, Rated cross section: 4 mm<sup>2</sup>, cross section: 0.2 mm<sup>2</sup> - 4 mm<sup>2</sup>, mounting type: direct screw connection, color: gray

## Your advantages

- Touch-proof shock protection

## Commercial data

Item number	1089161
Packing unit	50 pc
Minimum order quantity	50 pc
Sales key	BE12
Product key	BE1265
GTIN	4055626892825
Weight per piece (including packing)	15.16 g
Weight per piece (excluding packing)	15 g
Customs tariff number	85369010
Country of origin	PL

# G 5/ 2-EX - Device terminal block



1089161

<https://www.phoenixcontact.com/us/products/1089161>

## Technical data

### Product properties

Product type	Feed-through terminal block
Product family	G
Number of positions	2
Number of connections	4
Number of rows	1
Potentials	2

### Insulation characteristics

Overvoltage category	III
Degree of pollution	3

### Electrical properties

Rated surge voltage	6 kV
Maximum power dissipation for nominal condition	1.02 W

### Connection data

Number of connections per level	4
Nominal cross section	4 mm <sup>2</sup>
Connection method	Screw connection
Screw thread	M3
Tightening torque	0.6 ... 0.8 Nm
Stripping length	8 mm
Internal cylindrical gage	A3
Connection in acc. with standard	IEC 60947-7-1
Conductor cross-section rigid	0.2 mm <sup>2</sup> ... 4 mm <sup>2</sup>
Cross section AWG	24 ... 12 (converted acc. to IEC)
Conductor cross-section flexible	0.2 mm <sup>2</sup> ... 4 mm <sup>2</sup>
Conductor cross-section, flexible [AWG]	24 ... 12 (converted acc. to IEC)
Conductor cross-section flexible (ferrule without plastic sleeve)	0.25 mm <sup>2</sup> ... 4 mm <sup>2</sup>
Flexible conductor cross-section (ferrule with plastic sleeve)	0.25 mm <sup>2</sup> ... 2.5 mm <sup>2</sup>
2 conductors with same cross section, rigid	0.2 mm <sup>2</sup> ... 1.5 mm <sup>2</sup>
2 conductors with same cross section, flexible	0.2 mm <sup>2</sup> ... 1.5 mm <sup>2</sup>
2 conductors with same cross section, flexible, with ferrule without plastic sleeve	0.25 mm <sup>2</sup> ... 1.5 mm <sup>2</sup>
2 conductors with the same cross section, flexible, with TWIN ferrule with plastic sleeve	0.5 mm <sup>2</sup> ... 1 mm <sup>2</sup>
Nominal cross section	4 mm <sup>2</sup>
Nominal current	32 A
Maximum load current	32 A (with 4 mm <sup>2</sup> conductor cross-section)
Nominal voltage	500 V

### Ex data

# G 5/ 2-EX - Device terminal block



1089161

<https://www.phoenixcontact.com/us/products/1089161>

## Rated data (ATEX/IECEX)

Identification	⊕ II 2 G Ex eb IIC Gb
Operating temperature range	-60 °C ... 110 °C
Ex-certified accessories	1205053 SZS 0,6X3,5
Ex temperature increase	40 K (30.7 A / 4 mm <sup>2</sup> )
Rated insulation voltage	320 V
output	(Permanent)

## Ex level General

Rated voltage	352 V
Rated current	30 A
Maximum load current	30 A
Contact resistance	0.25 mΩ

## Ex connection data General

Torque range	0.6 Nm ... 0.8 Nm
Nominal cross section	4 mm <sup>2</sup>
Rated cross section AWG	12
Connection capacity rigid	0.2 mm <sup>2</sup> ... 4 mm <sup>2</sup>
Connection capacity AWG	24 ... 12
Connection capacity flexible	0.2 mm <sup>2</sup> ... 4 mm <sup>2</sup>
Connection capacity AWG	24 ... 24
2 conductors with same cross section, solid	0.2 mm <sup>2</sup> ... 1.5 mm <sup>2</sup>
2 conductors with the same cross-section AWG rigid	24 ... 16
2 conductors with same cross section, stranded	0.2 mm <sup>2</sup> ... 1.5 mm <sup>2</sup>
2 conductors with the same cross-section AWG flexible	24 ... 16

## Dimensions

Width	20 mm
Height	22 mm
Depth	24 mm

## Material specifications

Color	gray (RAL 7042)
Flammability rating according to UL 94	V0
Insulating material group	I
Insulating material	PA

## Mechanical properties

### General

Terminal block mounting	When attaching the product to the mounting surface, please ensure that the housing is not damaged when tightening the center screw
-------------------------	--

### Mechanical data

# G 5/ 2-EX - Device terminal block



1089161

<https://www.phoenixcontact.com/us/products/1089161>

Open side panel	No
-----------------	----

## Environmental and real-life conditions

### Ambient conditions

Ambient temperature (operation)	-60 °C ... 110 °C (Operating temperature range incl. self-heating; for max. short-term operating temperature, see RTI Elec.)
Ambient temperature (storage/transport)	-25 °C ... 60 °C (for a short time, not exceeding 24 h, -60 °C to +70 °C)
Ambient temperature (assembly)	-5 °C ... 70 °C
Ambient temperature (actuation)	-5 °C ... 70 °C
Permissible humidity (operation)	20 % ... 90 %
Permissible humidity (storage/transport)	30 % ... 70 %

## Standards and regulations

Connection in acc. with standard	IEC 60947-7-1
----------------------------------	---------------

## Mounting

Mounting type	direct screw connection
Terminal block mounting	When attaching the product to the mounting surface, please ensure that the housing is not damaged when tightening the center screw

# G 5/ 2-EX - Device terminal block




1089161

<https://www.phoenixcontact.com/us/products/1089161>

## Drawings

Circuit diagram



# G 5/ 2-EX - Device terminal block





1089161

<https://www.phoenixcontact.com/us/products/1089161>


## Approvals

To download certificates, visit the product detail page: <https://www.phoenixcontact.com/us/products/1089161>

 <b>IECEx</b> Approval ID: IECExPTB06.0043U				
	Nominal voltage $U_N$	Nominal current $I_N$	Cross section AWG	Cross section $\text{mm}^2$
keine				
	352 V	30 A	-	0.2 - 4
Multi-conductor connection	352 V	30 A	-	0.2 - 1.5

 <b>ATEX</b> Approval ID: PTB06ATEX1034U				
	Nominal voltage $U_N$	Nominal current $I_N$	Cross section AWG	Cross section $\text{mm}^2$
keine				
Multi-conductor connection	352 V	30 A	-	0.2 - 1.5
Type examination certificate	352 V	30 A	-	0.2 - 4

 <b>CCC</b> Approval ID: 2020322313000624				
---	--	--	--	--

 <b>EAC Ex</b> Approval ID: KZ 7500525010101950				
---	--	--	--	--

# G 5/ 2-EX - Device terminal block



1089161

<https://www.phoenixcontact.com/us/products/1089161>

## Classifications

### ECLASS

ECLASS-13.0	27141106
ECLASS-15.0	27141106

### ETIM

ETIM 10.0	EC001284
-----------	----------

### UNSPSC

UNSPSC 21.0	39121400
-------------	----------

# G 5/ 2-EX - Device terminal block



1089161

<https://www.phoenixcontact.com/us/products/1089161>

## Environmental product compliance

### EU RoHS

Fulfills EU RoHS substance requirements	Yes
Exemption	6(c)

### China RoHS

Environment friendly use period (EFUP)	EFUP-50
	An article-related China RoHS declaration table can be found in the download area for the respective article under "Manufacturer declaration". For all articles with EFUP-E, no China RoHS declaration table issued and required.

### EU REACH SVHC

REACH candidate substance (CAS No.)	Lead(CAS: 7439-92-1)
SCIP	8cb9691f-a304-417a-9122-7ac529e0c12a

### EF3.1 Climate Change

CO2e kg	0.062 kg CO2e
---------	---------------

Phoenix Contact 2026 © - all rights reserved  
<https://www.phoenixcontact.com>

Phoenix Contact USA  
586 Fulling Mill Road  
Middletown, PA 17057, United States  
(+717) 944-1300  
[info@phoenixcon.com](mailto:info@phoenixcon.com)