

# QUINT4-ORING/12-24DC/2X10/2X10 - Redundancy module



1088206

<https://www.phoenixcontact.com/us/products/1088206>

Please be informed that the data shown in this PDF document is generated from our online catalog. Please find the complete data in the user documentation. Our general terms of use for downloads are valid.



Active redundancy module QUINT ORING with decoupling MOSFET, ACB Technology, DIN rail mounting, 12 V DC ... 24 V DC, 2x 10 A, 2x 10 A

## Product description

The new fourth-generation QUINT ORING modules feature application-specific surge protection, as well as two outputs that ensure maximum system availability. The ACB Technology (Auto Current Balancing) also doubles the service life of the redundantly operated power supplies, and thus contributes to minimizing your system costs.

## Your advantages

- Service life of the redundant solution is doubled, thanks to uniform distribution of the load
- Save energy
- Permanent monitoring of redundancy
- Consistent redundancy up to the load

## Commercial data

Item number	1088206
Packing unit	1 pc
Minimum order quantity	1 pc
Sales key	CM16
Product key	CMRI43
GTIN	4055626887395
Weight per piece (including packing)	597 g
Weight per piece (excluding packing)	320 g
Customs tariff number	85371091
Country of origin	CN

# QUINT4-ORING/12-24DC/2X10/2X10 - Redundancy module



1088206

<https://www.phoenixcontact.com/us/products/1088206>

## Technical data

### Input data

Nominal input voltage range	12 V DC ... 24 V DC
Input voltage range	8 V DC ... 29.5 V DC
Voltage type of supply voltage	DC
Nominal input current ( $I_N$ )	2x 10 A
Static Boost ( $I_{Stat.Boost}$ )	2x 12.5 A
Dynamic Boost ( $I_{Dyn.Boost}$ )	2x 20 A (5 s)
Selective Fuse Breaking ( $I_{SFB}$ )	2x 60 A (15 ms)
Reverse polarity protection	yes, < 60 V DC
Intended listed circuit breaker for input protection	60 V DC
	16 A (Characteristic B, C)
Voltage drop, input/output	typ. 0.1 V ( $I_{OUT} = 10 A$ )

### Output data

Efficiency	typ. 98.5 % (12 V DC)
	typ. 99 % (24 V DC)
Nominal output voltage	$U_{in} - 0.1 V$
Nominal output current ( $I_N$ )	2x 10 A
	1x 20 A
Static Boost ( $I_{Stat.Boost}$ )	2x 12.5 A
	1x 25 A
Dynamic Boost ( $I_{Dyn.Boost}$ )	2x 20 A (5 s)
	1x 40 A (5 s)
Selective Fuse Breaking ( $I_{SFB}$ )	2x 60 A (15 ms)
	1x 120 A (15 ms)
Connection in series	no
Feedback voltage resistance	$\leq 32 V DC$
Protection against overvoltage at the output (OVP)	< 32 V DC
Power loss nominal load max.	4.08 W ( $I_{OUT} = 40 A$ )
	4.25 W ( $I_{OUT} = 20 A$ )

### Connection data

#### Input

Position	1.x
----------	-----

#### Conductor connection

Connection method	Screw connection
rigid	0.2 mm <sup>2</sup> ... 6 mm <sup>2</sup>
flexible	0.2 mm <sup>2</sup> ... 4 mm <sup>2</sup>
flexible with ferrule without plastic sleeve	0.25 mm <sup>2</sup> ... 4 mm <sup>2</sup>
flexible with ferrule with plastic sleeve	0.25 mm <sup>2</sup> ... 4 mm <sup>2</sup>

# QUINT4-ORING/12-24DC/2X10/2X10 - Redundancy module



1088206

<https://www.phoenixcontact.com/us/products/1088206>

AWG	24 ... 10
Stripping length	8 mm
Tightening torque	0.5 Nm ... 0.6 Nm
Drive form screw head	Slotted L

## Output

Position	2.x
----------	-----

## Conductor connection

Connection method	Screw connection
rigid	0.2 mm <sup>2</sup> ... 6 mm <sup>2</sup>
flexible	0.2 mm <sup>2</sup> ... 4 mm <sup>2</sup>
flexible with ferrule without plastic sleeve	0.25 mm <sup>2</sup> ... 4 mm <sup>2</sup>
flexible with ferrule with plastic sleeve	0.25 mm <sup>2</sup> ... 4 mm <sup>2</sup>
AWG	24 ... 10
Stripping length	8 mm
Tightening torque	0.5 Nm ... 0.6 Nm
Drive form screw head	Slotted L

## Signal

Position	3.x
----------	-----

## Conductor connection

Connection method	Push-in connection
rigid	0.2 mm <sup>2</sup> ... 1.5 mm <sup>2</sup>
flexible	0.2 mm <sup>2</sup> ... 1.5 mm <sup>2</sup>
flexible with ferrule without plastic sleeve	0.2 mm <sup>2</sup> ... 1.5 mm <sup>2</sup>
flexible with ferrule with plastic sleeve	0.2 mm <sup>2</sup> ... 0.75 mm <sup>2</sup>
rigid (AWG)	24 ... 16
Stripping length	8 mm

## Signaling

### LED signaling

Types of signaling	DC OK (green)
Signal threshold	Redundancy OK (LED lights up green)
	$I < I_n$ (LED lights up green)
	ACB OK (LED lights up green)
	ACB OK (sources are slightly asymmetrical) (LED lights up green and yellow)
	Sources are asymmetrical (LED flashing red)

### Signal output Relay 13/14

Connection labeling	3.1, 3.2
Signalization designation	Relais 13/14
Switch contact (floating)	floating
Digital	30 V DC

# QUINT4-ORING/12-24DC/2X10/2X10 - Redundancy module



1088206

<https://www.phoenixcontact.com/us/products/1088206>

	100 mA
Signal option	Redundancy OK

## Signal output Relay 23/24

Connection labeling	3.3, 3.4
Signalization designation	Relais 23/24
Switch contact (floating)	floating
Digital	30 V DC
	100 mA
Signal option	ACB OK

## Electrical properties

Insulation voltage input, output / housing	600 V AC
	850 V DC

## Product properties

Product type	Redundancy module
Product family	QUINT ORING
MTBF (IEC 61709, SN 29500)	> 2101000 h (25 °C)
	> 1247000 h (40 °C)
	> 599000 h (60 °C)
Environmental protection directive	RoHS Directive 2011/65/EU
	WEEE
	Reach
LED	yes

## Insulation characteristics

Protection class	III
Degree of pollution	2

## Life expectancy (electrolytic capacitors)

Current	20 A
Temperature	40 °C
Time	295000 h
Additional text	12 V DC

## Life expectancy (electrolytic capacitors)

Current	20 A
Temperature	40 °C
Time	240000 h
Additional text	24 V DC

## Dimensions

### Item dimensions

Width	39 mm
Height	130 mm

# QUINT4-ORING/12-24DC/2X10/2X10 - Redundancy module



1088206

<https://www.phoenixcontact.com/us/products/1088206>

Depth	132 mm
Depth (Device depth (DIN rail mounting))	125 mm (Device depth (DIN rail mounting))

## Item dimensions with alternative mounting

Width	122 mm
Height	130 mm
Depth	36 mm

## Installation dimensions

Installation distance right/left	5 mm / 5 mm
Installation distance top/bottom	50 mm / 50 mm

## Mounting

Mounting type	DIN rail mounting
Assembly note	alignable: $P_N \geq 50\%$ , 5 mm horizontally, 15 mm next to active components, 50 mm vertically alignable: $P_N < 50\%$ , 0 mm horizontally, 40 mm vertically top, 20 mm vertically bottom
Mounting position	horizontal DIN rail NS 35, EN 60715

## Material specifications

Flammability rating according to UL 94 (housing / terminal blocks)	V0
Housing material	Metal
Type of housing	Aluminum (AlMg3)
Hood version	Galvanized sheet steel, free from chrome (VI)
Side element version	Aluminum

## Environmental and real-life conditions

### Ambient conditions

Degree of protection	IP20
Ambient temperature (operation)	-40 °C ... 70 °C (> 60 °C Derating: 2,5 %/K)
Ambient temperature (storage/transport)	-40 °C ... 85 °C
Maximum altitude	5000 m
Max. permissible relative humidity (operation)	≤ 95 % (at 25 °C, non-condensing)
Shock (operation)	18 ms, 30g, per spatial direction (IEC 60068-2-27)
Vibration (operation)	< 15 Hz, amplitude ±2.5 mm (IEC 60068-2-6) 15 Hz ... 150 Hz, 2.3g, 90 min.
Temp code	T4 (-25 ... +70 °C; > 60 °C, Derating: 2,5 %/K)

## Standards and regulations

### Electrical safety

Standard designation	Electrical safety (of control and regulation devices)
Standards/specifications	IEC 61010-1

### Protective extra-low voltage

# QUINT4-ORING/12-24DC/2X10/2X10 - Redundancy module



1088206

<https://www.phoenixcontact.com/us/products/1088206>

Standard designation	Protective extra-low voltage
Standards/specifications	EN 61010-1 (SELV)
Protective extra-low voltage	
Standard designation	Protective extra-low voltage
Standards/specifications	IEC 61010-2-201 (PELV)

## Approvals

### Shipbuilding

Identification	DNV
	NK

### UL

Identification	UL Listed UL 61010-1
----------------	----------------------

### UL

Identification	UL Listed UL 61010-2-201
----------------	--------------------------

### UL

Identification	UL 121201 & CSA C22.2 No. 213-17 Class I, Division 2, Groups A, B, C, D T4 (Hazardous Location)
----------------	---

### CSA

Identification	CAN/CSA-C22.2 No. 61010-1-12
Identification	CAN/CSA C22.2 No. 61010-2-201:18

### ATEX

Identification	⊕ II 3 G Ex ec nC IIC T4 Gc
	DEKRA 22ATEX0104 X

### IECEX

Identification	Ex ec nC IIC T4 Gc
	IECEX DEK 22.0089X

### UKEX

Identification	⊕ II 3 G Ex ec nC IIC T4 Gc
	DEKRA 22UKEX6029X

## EMC data

Electromagnetic compatibility	Conformance with EMC Directive 2014/30/EU
Low Voltage Directive	Conformance with Low Voltage Directive 2014/35/EC
EMC requirements for noise emission	EN 61000-6-3
	EN 61000-6-4
EMC requirements for noise immunity	EN 61000-6-1
	EN 61000-6-2

### Conducted noise emission

Standards/regulations	EN 55016
-----------------------	----------

# QUINT4-ORING/12-24DC/2X10/2X10 - Redundancy module



1088206

<https://www.phoenixcontact.com/us/products/1088206>

	EN 61000-6-3 (Class B)
Noise emission	
Standards/regulations	Additional basic standard EN 61000-6-5 (immunity in power station)
Noise emission	
Standards/regulations	EN 55016
	EN 61000-6-3 (Class B)
DNV GL conducted noise emissions	
DNV	Class B
Additional text	Bridge and deck area
DNV GL noise radiation	
DNV	Class B
Additional text	Bridge and deck area
Electrostatic discharge	
Standards/regulations	EN 61000-4-2
Electrostatic discharge	
Contact discharge	6 kV (Test Level 3)
Discharge in air	8 kV (Test Level 3)
Comments	Criterion B
Electromagnetic HF field	
Standards/regulations	EN 61000-4-3
Electromagnetic HF field	
Frequency range	80 MHz ... 1 GHz
Test field strength	20 V/m (Test Level 3)
Frequency range	1 GHz ... 6 GHz
Test field strength	10 V/m (Test Level 3)
Comments	Criterion A
Fast transients (burst)	
Standards/regulations	EN 61000-4-4
Fast transients (burst)	
Input	2 kV (Test Level 3 - asymmetrical)
Output	2 kV (Test Level 3 - asymmetrical)
Signal	2 kV (Test Level 4 - asymmetrical)
Comments	Criterion A
Surge voltage load (surge)	
Standards/regulations	EN 61000-4-5
Surge voltage load (surge)	
Input	0.5 kV (Test Level 2 - symmetrical)

# QUINT4-ORING/12-24DC/2X10/2X10 - Redundancy module



1088206

<https://www.phoenixcontact.com/us/products/1088206>

	1 kV (Test Level 2 - asymmetrical)
Output	0.5 kV (Test Level 2 - symmetrical)
	1 kV (Test Level 2 - asymmetrical)
Comments	Criterion A

## Conducted interference

Standards/regulations	EN 61000-4-6
-----------------------	--------------

## Conducted interference

Input/output/signal	asymmetrical
Frequency range	0.15 MHz ... 80 MHz
Comments	Criterion A
Voltage	10 V (Test Level 3)

## Criteria

Criterion A	Normal operating behavior within the specified limits.
Criterion B	Temporary impairment to operational behavior that is corrected by the device itself.

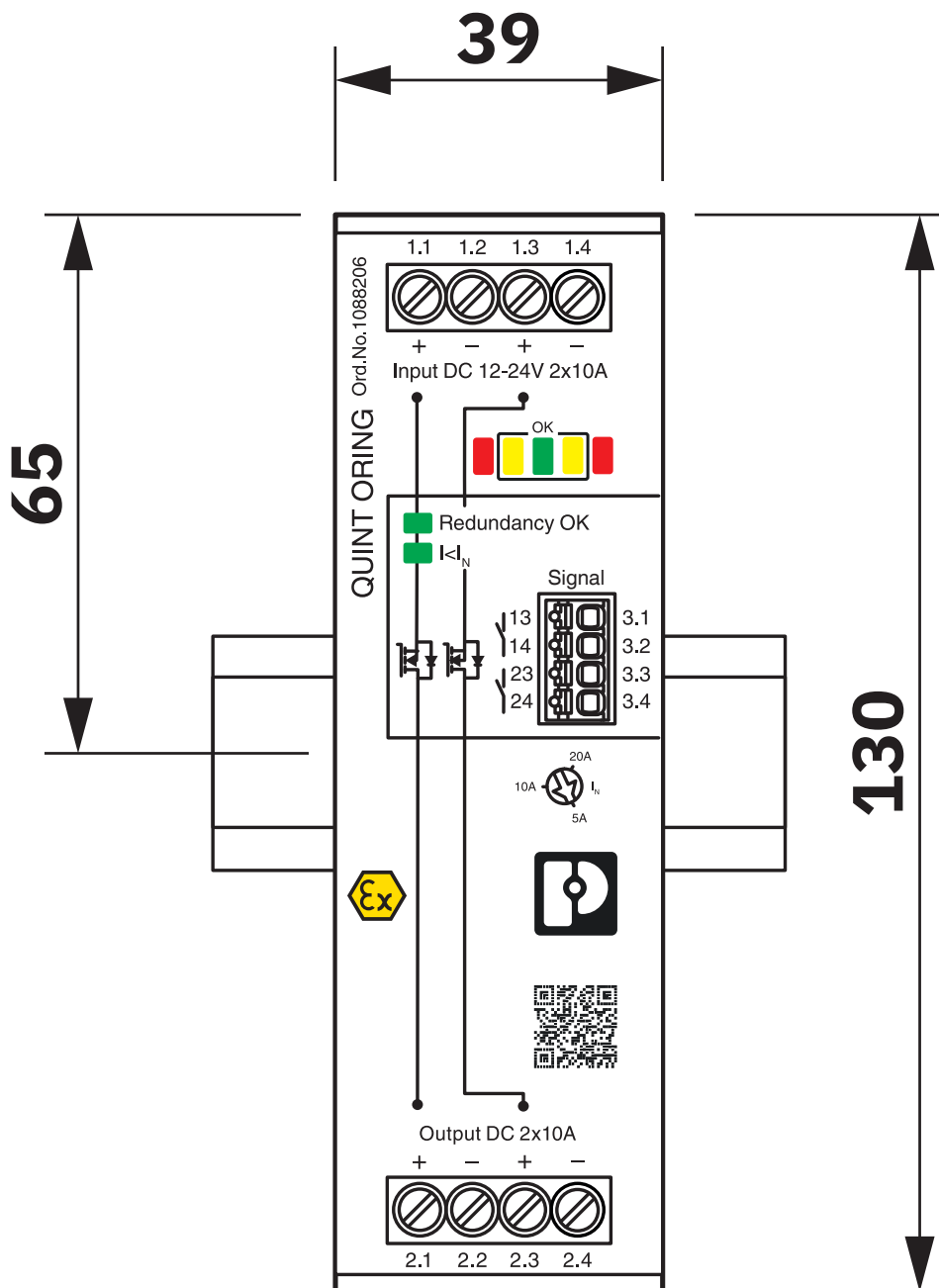
# QUINT4-ORING/12-24DC/2X10/2X10 - Redundancy module

1088206

<https://www.phoenixcontact.com/us/products/1088206>

## Drawings

Dimensional drawing



Device dimensions (dimensions in mm)

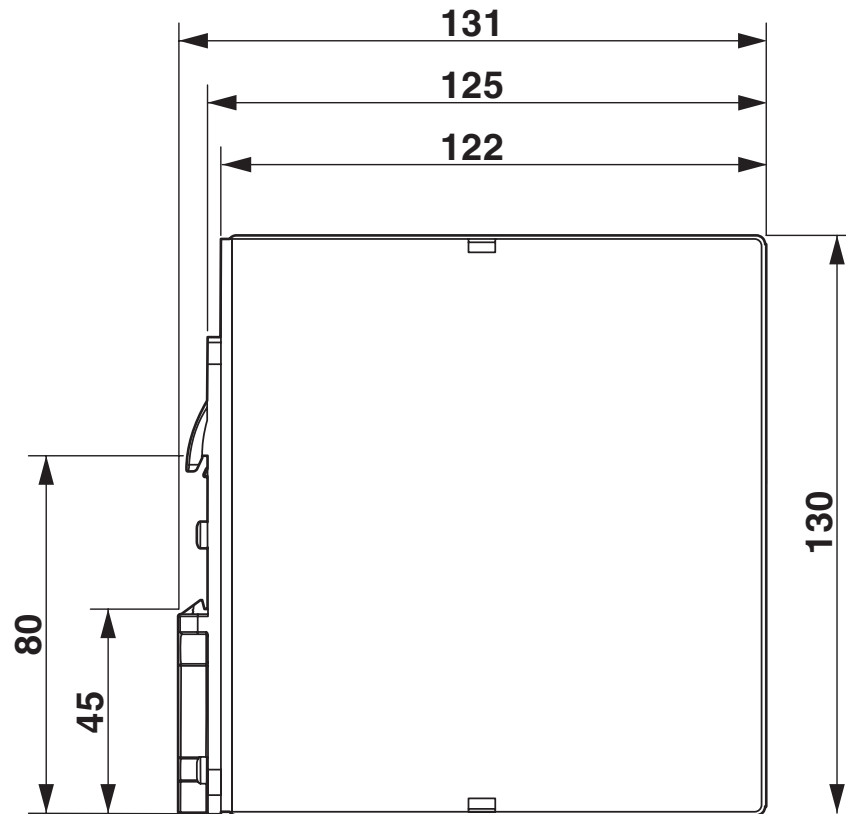
# QUINT4-ORING/12-24DC/2X10/2X10 - Redundancy module



1088206

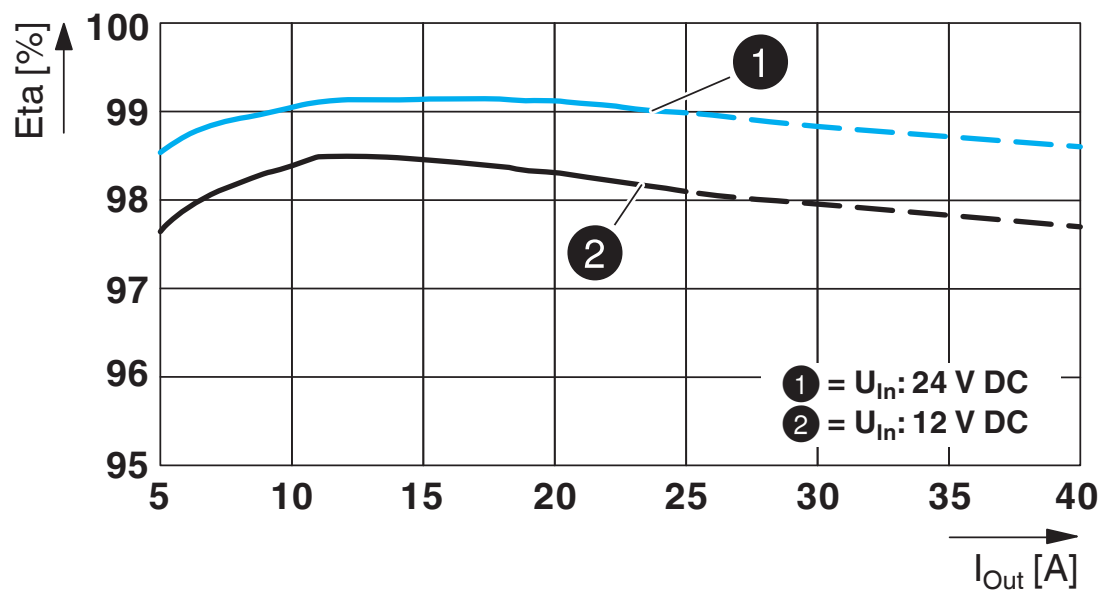
<https://www.phoenixcontact.com/us/products/1088206>

Dimensional drawing



Device dimensions (dimensions in mm)

Diagram



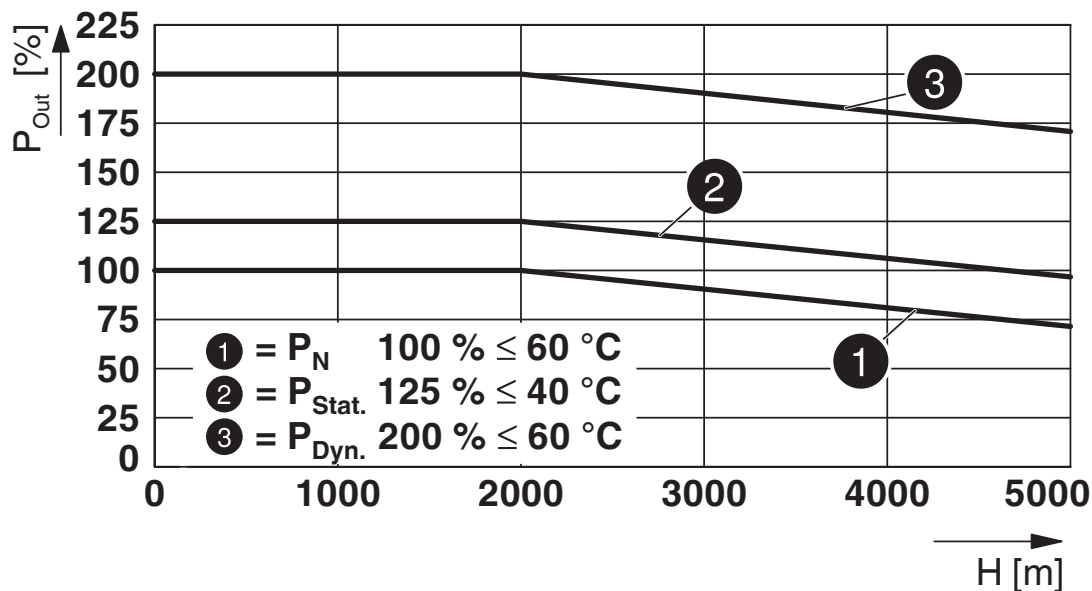
# QUINT4-ORING/12-24DC/2X10/2X10 - Redundancy module



1088206

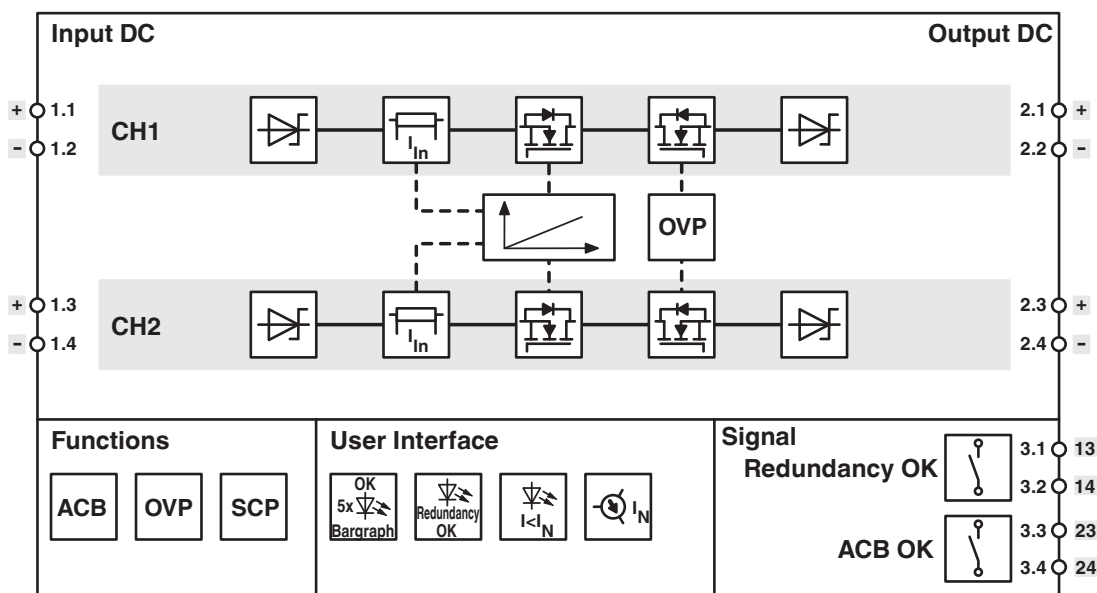
<https://www.phoenixcontact.com/us/products/1088206>

Diagram



Output power/installation altitude

Block diagram



Block diagram

# QUINT4-ORING/12-24DC/2X10/2X10 - Redundancy module



1088206

<https://www.phoenixcontact.com/us/products/1088206>

## Approvals

To download certificates, visit the product detail page: <https://www.phoenixcontact.com/us/products/1088206>



**IECEE CB Scheme**  
Approval ID: DK-114506-UL



**cULus Listed**  
Approval ID: FILE E 123528

**DNV**

Approval ID: TAA000011F



**NK**  
Approval ID: TA25015M



**IECEE CB Scheme**  
Approval ID: DK-114506-UL



**NK**  
Approval ID: TA25015M



**cULus Listed**  
Approval ID: FILE E 123528

**DNV**

Approval ID: TAA000011F



**cULus Listed**  
Approval ID: FILE E 199827



**ATEX**  
Approval ID: DEKRA 22ATEX0104 X



**IECEx**  
Approval ID: IECEx DEK 22.0089X

# QUINT4-ORING/12-24DC/2X10/2X10 - Redundancy module



1088206

<https://www.phoenixcontact.com/us/products/1088206>



**CCC**

Approval ID: 2023322303005535



**UKCA-EX**

Approval ID: DEKRA 22UKEX6029X



**NEPSI-EX**

Approval ID: GYJ23.1282X



**EAC Ex**

Approval ID: KZ 7500525010102095



**cULus Listed**

Approval ID: FILE E 199827



**CCC**

Approval ID: 2023322303005535



**IECEX**

Approval ID: IECEX DEK 22.0089X



**ATEX**

Approval ID: DEKRA 22ATEX0104 X



**UKCA-EX**

Approval ID: DEKRA 22UKEX6029X



**NEPSI-EX**

Approval ID: GYJ23.1282X

# QUINT4-ORING/12-24DC/2X10/2X10 - Redundancy module



1088206

<https://www.phoenixcontact.com/us/products/1088206>

## Classifications

### ECLASS

ECLASS-13.0	27371010
ECLASS-15.0	27371010

### ETIM

ETIM 10.0	EC002878
-----------	----------

### UNSPSC

UNSPSC 21.0	32151500
-------------	----------

# QUINT4-ORING/12-24DC/2X10/2X10 - Redundancy module



1088206

<https://www.phoenixcontact.com/us/products/1088206>

## Environmental product compliance

### EU RoHS

Fulfills EU RoHS substance requirements	Yes
Exemption	7(a), 7(c)-I

### China RoHS

Environment friendly use period (EFUP)	EFUP-25
	An article-related China RoHS declaration table can be found in the download area for the respective article under "Manufacturer declaration". For all articles with EFUP-E, no China RoHS declaration table issued and required.

### EU REACH SVHC

REACH candidate substance (CAS No.)	Lead(CAS: 7439-92-1)
	Lead(CAS: 7439-92-1)
SCIP	421c8a32-1bd6-4afe-b797-f11276093b75

### EF3.1 Climate Change

CO2e kg	17.19 kg CO2e
---------	---------------

Phoenix Contact 2026 © - all rights reserved  
<https://www.phoenixcontact.com>

Phoenix Contact USA  
586 Fulling Mill Road  
Middletown, PA 17057, United States  
(+717) 944-1300  
[info@phoenixcon.com](mailto:info@phoenixcon.com)