

# PTFIX 6X10/S-G GN - Distribution block



1082496

<https://www.phoenixcontact.com/us/products/1082496>

Please be informed that the data shown in this PDF document is generated from our online catalog. Please find the complete data in the user documentation. Our general terms of use for downloads are valid.



Distribution block, bridged internally, nom. voltage: 450 V, nominal current: 57 A, number of connections: 6, connection method: Push-in connection, Rated cross section: 10 mm<sup>2</sup>, cross section: 0.5 mm<sup>2</sup> - 16 mm<sup>2</sup>, mounting type: adhesive, color: green

## Your advantages

- Time savings of up to 80 %, thanks to ready-to-mount blocks without manual bridging
- Time-saving conductor connection, thanks to tool-free Push-in direct connection technology
- Clear wiring, thanks to eleven different color variants
- Flexible use, thanks to DIN rail mounting, direct mounting or adhesive mounting
- Space savings of up to 50 % on the DIN rail, thanks to transverse mounting

## Commercial data

Item number	1082496
Packing unit	10 pc
Minimum order quantity	10 pc
Sales key	BE09
Product key	BEA113
GTIN	4055626815459
Weight per piece (including packing)	27.25 g
Weight per piece (excluding packing)	25.104 g
Customs tariff number	85369010
Country of origin	PL

## Technical data

### Notes

Notes on operation	the blocks can be bridged with one another via the conductor shaft, for corresponding plug-in bridges, see accessories
--------------------	--

### General

Note	For versions with 6 or 7 connections, it is enough to place one DIN rail adapter centrally per block and place flange elements after every other block.
	Depending on the application case and mechanical load, other arrangements of the mounting accessory can also be chosen.
	When using the DIN rail adapter PTFIX-NS35, an aligned block must not protrude by more than a half.

### Product properties

Product type	Distributor terminal block
Number of connections	6
Number of rows	1
Potentials	1

### Insulation characteristics

Overvoltage category	III
Degree of pollution	3

### Electrical properties

Rated surge voltage	6 kV
Maximum power dissipation for nominal condition	1.82 W

### Connection data

Number of connections per level	6
Nominal cross section	10 mm <sup>2</sup>
Connection method	Push-in connection
Stripping length	12 mm ... 14 mm
Internal cylindrical gage	A5
Connection in acc. with standard	IEC 60998-2-2
Conductor cross-section rigid	0.5 mm <sup>2</sup> ... 16 mm <sup>2</sup>
Cross section AWG	20 ... 6 (converted acc. to IEC)
Conductor cross-section flexible	0.5 mm <sup>2</sup> ... 16 mm <sup>2</sup>
Conductor cross-section, flexible [AWG]	20 ... 6 (converted acc. to IEC)
Nominal cross section	10 mm <sup>2</sup>
Nominal current	57 A
Maximum load current	76 A (with a 16 mm <sup>2</sup> conductor cross-section, rigid)
Maximum total current	90 A (The load current of all connected conductors must not exceed the maximum total current.)
Nominal voltage	450 V

# PTFIX 6X10/S-G GN - Distribution block



1082496

<https://www.phoenixcontact.com/us/products/1082496>

Connection cross sections directly pluggable

Conductor cross-section rigid	1 mm <sup>2</sup> ... 16 mm <sup>2</sup>
Conductor cross-section flexible (ferrule without plastic sleeve)	1 mm <sup>2</sup> ... 10 mm <sup>2</sup>
Flexible conductor cross-section (ferrule with plastic sleeve)	1 mm <sup>2</sup> ... 10 mm <sup>2</sup>

## Dimensions

Width	37 mm
Height	24.5 mm
Depth	25.1 mm

## Material specifications

Color	green (RAL 6021)
Flammability rating according to UL 94	V0
Insulating material group	I
Insulating material	PA
Static insulating material application in cold	-60 °C
Relative insulation material temperature index (Elec., UL 746 B)	130 °C
Fire protection for rail vehicles (DIN EN 45545-2) R22	HL 1 - HL 3
Fire protection for rail vehicles (DIN EN 45545-2) R23	HL 1 - HL 3
Fire protection for rail vehicles (DIN EN 45545-2) R24	HL 1 - HL 3
Fire protection for rail vehicles (DIN EN 45545-2) R26	HL 1 - HL 3
Surface flammability NFPA 130 (ASTM E 162)	passed
Specific optical density of smoke NFPA 130 (ASTM E 662)	passed
Smoke gas toxicity NFPA 130 (SMP 800C)	passed

## Mechanical properties

Mechanical data

Open side panel	No
-----------------	----

## Mechanical tests

Attachment on the carrier

DIN rail/fixing support	NS 35/NS 15
Result	Test passed
Note	<p>For versions with 6 or 7 connections, it is enough to place one DIN rail adapter centrally per block and place flange elements after every other block.</p> <p>Depending on the application case and mechanical load, other arrangements of the mounting accessory can also be chosen.</p> <p>When using the DIN rail adapter PTFIX-NS35, an aligned block must not protrude by more than a half.</p>

## Environmental and real-life conditions

Needle-flame test

Time of exposure	30 s
------------------	------

# PTFIX 6X10/S-G GN - Distribution block



1082496

<https://www.phoenixcontact.com/us/products/1082496>

Result	Test passed
--------	-------------

## Oscillation/broadband noise

Specification	DIN EN 50155 (VDE 0115-200):2018-05
Spectrum	Long life test category 2, bogie-mounted
Frequency	$f_1 = 5 \text{ Hz}$ to $f_2 = 250 \text{ Hz}$
ASD level	6.12 (m/s <sup>2</sup> )/Hz
Acceleration	3.12g
Test duration per axis	5 h
Test directions	X-, Y- and Z-axis
Result	Test passed

## Shocks

Pulse shape	Half-sine
Acceleration	30g
Shock duration	18 ms
Number of shocks per direction	3
Test directions	X-, Y- and Z-axis (pos. and neg.)
Result	Test passed

## Ambient conditions

Ambient temperature (operation)	-35 °C ... 110 °C (Operating temperature range incl. self-heating; for max. short-term operating temperature, see RTI Elec.)
Ambient temperature (storage/transport)	-25 °C ... 60 °C (for a short time, not exceeding 24 h, -60 °C to +70 °C)
Ambient temperature (assembly)	-5 °C ... 70 °C
Ambient temperature (actuation)	-5 °C ... 70 °C
Permissible humidity (operation)	20 % ... 90 %
Permissible humidity (storage/transport)	30 % ... 70 %

## Standards and regulations

Connection in acc. with standard	IEC 60998-2-2
----------------------------------	---------------

## Mounting

Mounting type	adhesive
---------------	----------

# PTFIX 6X10/S-G GN - Distribution block

1082496

<https://www.phoenixcontact.com/us/products/1082496>



## Drawings

Circuit diagram



# PTFIX 6X10/S-G GN - Distribution block





1082496


<https://www.phoenixcontact.com/us/products/1082496>


## Approvals

To download certificates, visit the product detail page: <https://www.phoenixcontact.com/us/products/1082496>

 <b>CSA</b> Approval ID: 158887				
	Nominal voltage $U_N$	Nominal current $I_N$	Cross section AWG	Cross section $mm^2$
B	600 V	60 A	20 - 6	-
C	600 V	60 A	20 - 6	-
D	600 V	5 A	20 - 6	-

 <b>IECEE CB Scheme</b> Approval ID: DE1-63780				
	Nominal voltage $U_N$	Nominal current $I_N$	Cross section AWG	Cross section $mm^2$
keine	450 V	57 A	-	- 10

 <b>VDE Zeichengenehmigung</b> Approval ID: 40047798				
	Nominal voltage $U_N$	Nominal current $I_N$	Cross section AWG	Cross section $mm^2$
keine	450 V	57 A	-	0.5 - 10

 <b>cULus Recognized</b> Approval ID: E60425				
	Nominal voltage $U_N$	Nominal current $I_N$	Cross section AWG	Cross section $mm^2$
B	600 V	60 A	20 - 6	-
C	600 V	60 A	20 - 6	-
D	600 V	5 A	20 - 6	-

<b>DNV</b> Approval ID: TAE00002TT-05				
	Nominal voltage $U_N$	Nominal current $I_N$	Cross section AWG	Cross section $mm^2$
keine	500 V	24 A	-	-

# PTFIX 6X10/S-G GN - Distribution block



1082496

<https://www.phoenixcontact.com/us/products/1082496>



**EAC**

Approval ID: KZ7500651131219505

# PTFIX 6X10/S-G GN - Distribution block



1082496

<https://www.phoenixcontact.com/us/products/1082496>

## Classifications

### ECLASS

ECLASS-13.0	27250118
ECLASS-15.0	27250118

### ETIM

ETIM 9.0	EC000897
----------	----------

### UNSPSC

UNSPSC 21.0	39121400
-------------	----------

# PTFIX 6X10/S-G GN - Distribution block



1082496

<https://www.phoenixcontact.com/us/products/1082496>

## Environmental product compliance

### EU RoHS

Fulfills EU RoHS substance requirements	Yes, No exemptions
---	--------------------

### China RoHS

Environment friendly use period (EFUP)	EFUP-E
	No hazardous substances above the limits

### EU REACH SVHC

REACH candidate substance (CAS No.)	No substance above 0.1 wt%
-------------------------------------	----------------------------

### EF3.1 Climate Change

CO2e kg	0.103 kg CO2e
---------	---------------

Phoenix Contact 2026 © - all rights reserved  
<https://www.phoenixcontact.com>

Phoenix Contact USA  
586 Fulling Mill Road  
Middletown, PA 17057, United States  
(+717) 944-1300  
[info@phoenixcon.com](mailto:info@phoenixcon.com)