

HC-COM-Q4/2-I-CT-M - Contact insert



1079555

<https://www.phoenixcontact.com/us/products/1079555>

Please be informed that the data shown in this PDF document is generated from our online catalog. Please find the complete data in the user documentation. Our general terms of use for downloads are valid.



Contact insert, number of positions: 4+2+PE, size: COM, power contacts: 4, control contacts: 2, number of connections per position: 1, Pin, Crimp connection, 400 V, 40 A, 1.5 mm² ... 6 mm², application: Power/signal

Product description

Contact insert, incl. 4 mounting screws

Your advantages

- Shock and vibration-resistant in accordance with DIN EN 61373

Commercial data

Item number	1079555
Packing unit	1 pc
Minimum order quantity	1 pc
Sales key	BF61
Product key	AF7ABH
GTIN	4055626800332
Weight per piece (including packing)	30.2 g
Weight per piece (excluding packing)	25.5 g
Customs tariff number	85389099
Country of origin	CN

HC-COM-Q4/2-I-CT-M - Contact insert



1079555

<https://www.phoenixcontact.com/us/products/1079555>

Technical data

Mounting

Assembly note	To ensure correct use, installation in housing with IP54 protection or better is required
---------------	---

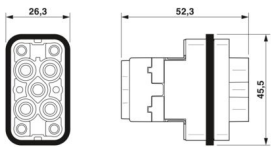
Product properties

Product type	Contact insert with a fixed no. of positions
Series	HC-COM
Application	Power/signal
Type	COM
Number of positions	6
Connection profile	4+2+PE
Contact numbering	1 - 4 (power contacts) 11 - 12 (control contacts)
Number of connections per position	1
No. of power contacts	4
No. of control contacts	2
Contact material type	turned

Insulation characteristics

Overvoltage category	III
Degree of pollution	3

Dimensions

Dimensional drawing	
Width	26.3 mm
Height	52.3 mm
Length	45.5 mm

Mechanical characteristics

Contact diameter	4 mm
------------------	------

Connection data

Connection technology

Connection technology	Crimp connection (power contacts) Crimp connection (control contacts) Crimp connection (PE contact)
Number of connections per position	1
Connection in acc. with standard	IEC / EN

HC-COM-Q4/2-I-CT-M - Contact insert



1079555

<https://www.phoenixcontact.com/us/products/1079555>

Conductor connection

Conductor cross-section	1.5 mm ² ... 6 mm ² (power contacts)
	0.14 mm ² ... 2.5 mm ² (control contacts)
Connection cross section AWG	16 ... 10 (power contacts)
	26 ... 14 (control contacts)
Tightening torque	0.5 Nm ... 0.8 Nm (Mounting screws for mounting in the HEAVYCON housing)
Stripping length of the individual wire	9 mm (for 1.5 mm ² ... 2.5 mm ²)
	9.6 mm (Power 4 ... 6 mm ²)
	8 mm (Control circuit)
	6 mm (Signal 2.5 mm ²)

Electrical properties

Rated voltage (III/3)	400 V (Phase-ground power contacts)
	690 V (Phase-phase power contacts)
	250 V (control contacts)
Rated voltage for power contacts	400/690 V
	250
Rated surge voltage	6 kV (Phase-phase power contacts)
	4 kV (control contacts)
Rated current	40 A (power contacts)
	10 A (control contacts)

Mechanical properties

Mechanical data

Insertion/withdrawal cycles	≥ 500
-----------------------------	-------

Material specifications

Flammability rating according to UL 94	V0
Seal material	NBR
Contact material	Copper alloy
Contact surface material	Ag (alternatively Au)
Contact carrier material	PC
Material of contact surface, power contact	Ag
Material of contact surface, control contact	Ag (alternatively Au)
Standards/regulations	PC

Environmental and real-life conditions

Ambient conditions

Ambient temperature (operation)	-40 °C ... 125 °C (including heating up of contacts)
---------------------------------	--

Standards and regulations

Testing

HC-COM-Q4/2-I-CT-M - Contact insert



1079555

<https://www.phoenixcontact.com/us/products/1079555>

Standards/regulations

PC: Fire protection in rail vehicles - requirement sets R22, R23, and R24 acc. to DIN EN 45545-2 (Risk level HL1 - HL3)

HC-COM-Q4/2-I-CT-M - Contact insert

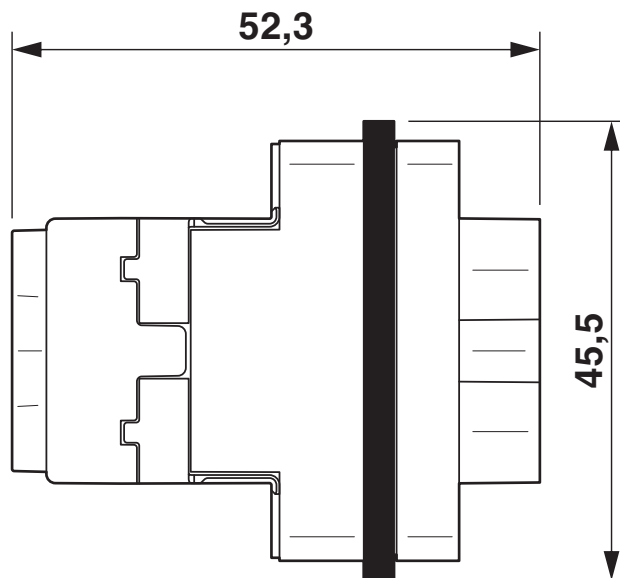



1079555

<https://www.phoenixcontact.com/us/products/1079555>

Drawings

Dimensional drawing



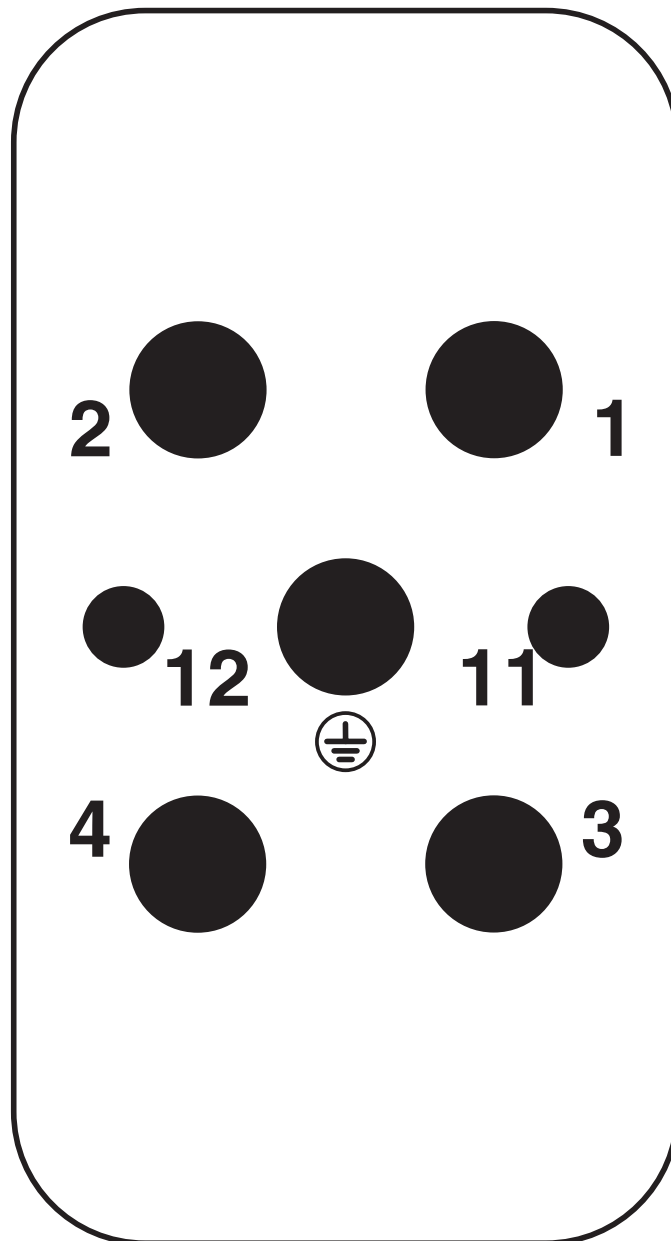
HC-COM-Q4/2-I-CT-M - Contact insert

1079555

<https://www.phoenixcontact.com/us/products/1079555>



Schematic diagram



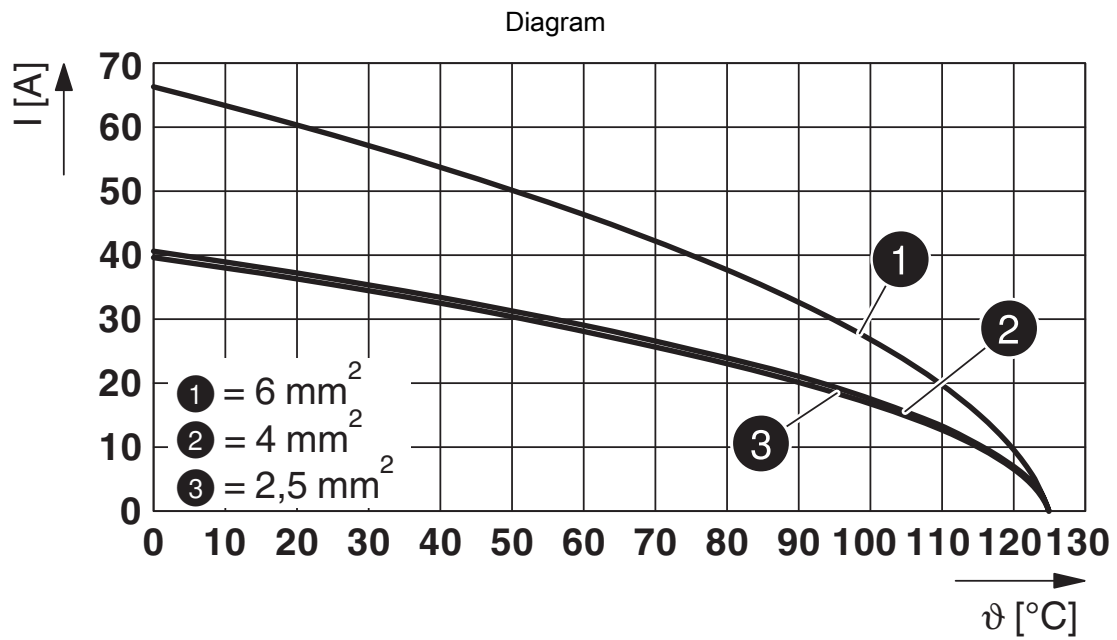
Connector pin assignment, connection side

HC-COM-Q4/2-I-CT-M - Contact insert



1079555

<https://www.phoenixcontact.com/us/products/1079555>



Derating diagram

HC-COM-Q4/2-I-CT-M - Contact insert



1079555

<https://www.phoenixcontact.com/us/products/1079555>

Approvals

To download certificates, visit the product detail page: <https://www.phoenixcontact.com/us/products/1079555>



UL Recognized

Approval ID: E468743

HC-COM-Q4/2-I-CT-M - Contact insert



1079555

<https://www.phoenixcontact.com/us/products/1079555>

Classifications

ECLASS

ECLASS-13.0	27440205
ECLASS-15.0	27440205

ETIM

ETIM 10.0	EC000438
-----------	----------

UNSPSC

UNSPSC 21.0	39121500
-------------	----------

HC-COM-Q4/2-I-CT-M - Contact insert



1079555

<https://www.phoenixcontact.com/us/products/1079555>

Environmental product compliance

EU RoHS

Fulfills EU RoHS substance requirements	Yes, No exemptions
---	--------------------

China RoHS

Environment friendly use period (EFUP)	EFUP-E
	No hazardous substances above the limits

EU REACH SVHC

REACH candidate substance (CAS No.)	No substance above 0.1 wt%
-------------------------------------	----------------------------

Phoenix Contact 2026 © - all rights reserved
<https://www.phoenixcontact.com>

Phoenix Contact USA
586 Fulling Mill Road
Middletown, PA 17057, United States
(+717) 944-1300
info@phoenixcon.com