

PTV 2,5 - Feed-through terminal block



1078960

<https://www.phoenixcontact.com/us/products/1078960>

Please be informed that the data shown in this PDF document is generated from our online catalog. Please find the complete data in the user documentation. Our general terms of use for downloads are valid.



Feed-through terminal block, nom. voltage: 800 V, nominal current: 24 A, number of connections: 2, number of positions: 1, connection method: Push-in connection, Rated cross section: 2.5 mm², cross section: 0.14 mm² - 4 mm², mounting type: NS 35/7,5, NS 35/15, color: gray

Your advantages

- Time-saving conductor connection thanks to tool-free direct-connection technology
- Convenient plugging with lower insertion force
- High conductor pull-out forces due to the spring design
- Vibration-resistant and maintenance-free conductor connection
- Full flexibility thanks to the standardized CLIPLINE complete bridging, marking, and testing accessories
- Optimized for manual and automated wiring

Commercial data

| | |
|--------------------------------------|---------------|
| Item number | 1078960 |
| Packing unit | 50 pc |
| Minimum order quantity | 50 pc |
| Sales key | BE23 |
| Product key | BE2311 |
| GTIN | 4055626797052 |
| Weight per piece (including packing) | 5.9 g |
| Weight per piece (excluding packing) | 5.345 g |
| Customs tariff number | 85369010 |
| Country of origin | CN |

PTV 2,5 - Feed-through terminal block



1078960

<https://www.phoenixcontact.com/us/products/1078960>

Technical data

Product properties

| | |
|-----------------------|-----------------------------|
| Product type | Feed-through terminal block |
| Product family | PTV |
| Area of application | Railway industry |
| | Machine building |
| | Plant engineering |
| | Process industry |
| Number of positions | 1 |
| Number of connections | 2 |
| Number of rows | 1 |
| Potentials | 1 |

Insulation characteristics

| | |
|----------------------|-----|
| Overvoltage category | III |
| Degree of pollution | 3 |

Electrical properties

| | |
|---|--------|
| Rated surge voltage | 8 kV |
| Maximum power dissipation for nominal condition | 0.77 W |

Connection data

| | |
|---|--|
| Number of connections per level | 2 |
| Nominal cross section | 2.5 mm ² |
| Connection method | Push-in connection |
| Stripping length | 8 mm ... 10 mm |
| Internal cylindrical gage | A3 |
| Connection in acc. with standard | IEC 60947-7-1 |
| Conductor cross-section rigid | 0.14 mm ² ... 4 mm ² |
| Cross section AWG | 26 ... 12 (converted acc. to IEC) |
| Conductor cross-section flexible | 0.14 mm ² ... 4 mm ² |
| Conductor cross-section, flexible [AWG] | 26 ... 12 (converted acc. to IEC) |
| Conductor cross-section flexible (ferrule without plastic sleeve) | 0.14 mm ² ... 2.5 mm ² |
| Flexible conductor cross-section (ferrule with plastic sleeve) | 0.14 mm ² ... 2.5 mm ² |
| 2 conductors with the same cross section, flexible, with TWIN ferrule with plastic sleeve | 0.5 mm ² ... 1.5 mm ² |
| Nominal cross section | 2.5 mm ² |
| Nominal current | 24 A (at 2.5 mm ²) |
| Maximum load current | 28 A (with 4 mm ² conductor cross-section, rigid) |
| Nominal voltage | 800 V |

Connection cross sections directly pluggable

| | |
|--------------------------------------|---|
| Conductor cross-section rigid | 0.5 mm ² ... 4 mm ² |
| Conductor cross-section, rigid [AWG] | 20 ... 12 (converted acc. to IEC) |

PTV 2,5 - Feed-through terminal block



1078960

<https://www.phoenixcontact.com/us/products/1078960>

| | |
|---|---|
| Conductor cross-section flexible (ferrule without plastic sleeve) | 1.5 mm ² ... 2.5 mm ² |
| Flexible conductor cross-section (ferrule with plastic sleeve) | 1.5 mm ² ... 2.5 mm ² |

Ex data

Rated data (ATEX/IECEX)

| | |
|--|--------------------------------------|
| Identification | ⊕ II 2 G Ex eb IIC Gb |
| Operating temperature range | -60 °C ... 110 °C |
| Ex-certified accessories | 1088746 D-PTV 2,5/4 |
| | 3030721 ATP-ST 4 |
| | 1204517 SZF 1-0,6X3,5 |
| | 3022276 CLIPFIX 35-5 |
| List of bridges | Plug-in bridge / FBS 2-5 / 3030161 |
| | Plug-in bridge / FBS 3-5 / 3030174 |
| | Plug-in bridge / FBS 4-5 / 3030187 |
| | Plug-in bridge / FBS 5-5 / 3030190 |
| | Plug-in bridge / FBS 10-5 / 3030213 |
| | Plug-in bridge / FBS 20-5 / 3030226 |
| | Plug-in bridge / FBS 50-5 / 3038930 |
| Bridge data | 20.5 A (2.5 mm ²) |
| Ex temperature increase | 40 K (20.7 A / 2.5 mm ²) |
| for bridging with bridge | 550 V |
| - At bridging between non-adjacent terminal blocks | 352 V |
| - At cut-to-length bridging | 275 V |
| - At cut-to-length bridging with cover | 275 V |
| - At cut-to-length bridging with partition plate | 550 V |
| Rated insulation voltage | 500 V |
| output | (Permanent) |

Ex level General

| | |
|----------------------|-------------------------------|
| Rated voltage | 550 V |
| Rated current | 20.5 A (2.5 mm ²) |
| Maximum load current | 24.5 A (4 mm ²) |
| Contact resistance | 0.8 mΩ |

Ex connection data General

| | |
|------------------------------|--|
| Nominal cross section | 2.5 mm ² |
| Rated cross section AWG | 14 |
| Connection capacity rigid | 0.14 mm ² ... 4 mm ² |
| Connection capacity AWG | 26 ... 12 |
| Connection capacity flexible | 0.14 mm ² ... 4 mm ² |
| Connection capacity AWG | 26 ... 12 |

Dimensions

| | |
|-----------------|--------|
| Width | 5.2 mm |
| End cover width | 2.2 mm |

PTV 2,5 - Feed-through terminal block



1078960

<https://www.phoenixcontact.com/us/products/1078960>

| | |
|--------------------|---------|
| Height | 50.8 mm |
| Depth | 35.3 mm |
| Depth on NS 35/7,5 | 36.8 mm |
| Depth on NS 35/15 | 44.3 mm |

Material specifications

| | |
|--|-----------------|
| Color | gray (RAL 7042) |
| Flammability rating according to UL 94 | V0 |
| Insulating material group | I |
| Insulating material | PA |
| Static insulating material application in cold | -60 °C |
| Relative insulation material temperature index (Elec., UL 746 B) | 130 °C |
| Fire protection for rail vehicles (DIN EN 45545-2) R22 | HL 1 - HL 3 |
| Fire protection for rail vehicles (DIN EN 45545-2) R23 | HL 1 - HL 3 |
| Fire protection for rail vehicles (DIN EN 45545-2) R24 | HL 1 - HL 3 |
| Fire protection for rail vehicles (DIN EN 45545-2) R26 | HL 1 - HL 3 |
| Surface flammability NFPA 130 (ASTM E 162) | passed |
| Specific optical density of smoke NFPA 130 (ASTM E 662) | passed |
| Smoke gas toxicity NFPA 130 (SMP 800C) | passed |

Electrical tests

Surge voltage test

| | |
|-----------------------|-------------|
| Test voltage setpoint | 9.8 kV |
| Result | Test passed |

Temperature-rise test

| | |
|--|-------------------------------------|
| Requirement temperature-rise test | Increase in temperature \leq 45 K |
| Result | Test passed |
| Short-time withstand current 2.5 mm ² | 0.3 kA |
| Result | Test passed |

Power-frequency withstand voltage

| | |
|-----------------------|-------------|
| Test voltage setpoint | 2 kV |
| Result | Test passed |

Mechanical properties

Mechanical data

| | |
|-----------------|-----|
| Open side panel | Yes |
|-----------------|-----|

Mechanical tests

Mechanical strength

| | |
|--------|-------------|
| Result | Test passed |
|--------|-------------|

Attachment on the carrier

PTV 2,5 - Feed-through terminal block



1078960

<https://www.phoenixcontact.com/us/products/1078960>

| | |
|-------------------------|-------------|
| DIN rail/fixing support | NS 35 |
| Result | Test passed |

Test for conductor damage and slackening

| | |
|--------------------------------|-------------------------------|
| Rotation speed | 10 rpm |
| Revolutions | 135 |
| Conductor cross-section/weight | 0.14 mm ² / 0.2 kg |
| | 2.5 mm ² / 0.7 kg |
| | 4 mm ² / 0.9 kg |
| Result | Test passed |

Environmental and real-life conditions

Aging

| | |
|--------------------|-------------|
| Temperature cycles | 192 |
| Result | Test passed |

Needle-flame test

| | |
|------------------|-------------|
| Time of exposure | 30 s |
| Result | Test passed |

Oscillation/broadband noise

| | |
|------------------------|--|
| Specification | DIN EN 50155 (VDE 0115-200):2018-05 |
| Spectrum | Long life test category 2, bogie-mounted |
| Frequency | $f_1 = 5 \text{ Hz}$ to $f_2 = 250 \text{ Hz}$ |
| ASD level | 6.12 (m/s ²) ² /Hz |
| Acceleration | 3.12g |
| Test duration per axis | 5 h |
| Test directions | X-, Y- and Z-axis |
| Result | Test passed |

Shocks

| | |
|--------------------------------|-----------------------------------|
| Pulse shape | Half-sine |
| Acceleration | 30g |
| Shock duration | 18 ms |
| Number of shocks per direction | 3 |
| Test directions | X-, Y- and Z-axis (pos. and neg.) |
| Result | Test passed |

Ambient conditions

| | |
|---|--|
| Ambient temperature (operation) | -60 °C ... 110 °C (Operating temperature range incl. self-heating; for max. short-term operating temperature, see RTI Elec.) |
| Ambient temperature (storage/transport) | -25 °C ... 60 °C (for a short time, not exceeding 24 h, -60 °C to +70 °C) |
| Ambient temperature (assembly) | -5 °C ... 70 °C |
| Ambient temperature (actuation) | -5 °C ... 70 °C |
| Permissible humidity (operation) | 20 % ... 90 % |

PTV 2,5 - Feed-through terminal block



1078960

<https://www.phoenixcontact.com/us/products/1078960>

| | |
|--|---------------|
| Permissible humidity (storage/transport) | 30 % ... 70 % |
|--|---------------|

Standards and regulations

| | |
|----------------------------------|---------------|
| Connection in acc. with standard | IEC 60947-7-1 |
|----------------------------------|---------------|

Mounting

| | |
|---------------|-----------|
| Mounting type | NS 35/7,5 |
| | NS 35/15 |

PTV 2,5 - Feed-through terminal block

1078960

<https://www.phoenixcontact.com/us/products/1078960>



Drawings

Circuit diagram



PTV 2,5 - Feed-through terminal block




1078960

<https://www.phoenixcontact.com/us/products/1078960>


Approvals


To download certificates, visit the product detail page: <https://www.phoenixcontact.com/us/products/1078960>

|  CSA Approval ID: 158887 | | | | |
|---|-----------------------|-----------------------|-------------------|-----------------------------|
| | Nominal voltage U_N | Nominal current I_N | Cross section AWG | Cross section mm^2 |
| B | 600 V | 20 A | 26 - 12 | - |
| C | 600 V | 20 A | 26 - 12 | - |

|  IECEE CB Scheme Approval ID: DE1-67139 | | | | |
|--|-----------------------|-----------------------|-------------------|-----------------------------|
| | Nominal voltage U_N | Nominal current I_N | Cross section AWG | Cross section mm^2 |
| keine | 800 V | 24 A | - | 0.2 - 4 |

|  EAC Approval ID: RU C-DE.BL08.B.00644 | | | | |
|---|--|--|--|--|
|---|--|--|--|--|

|  cULus Recognized Approval ID: E60425 | | | | |
|--|-----------------------|-----------------------|-------------------|-----------------------------|
| | Nominal voltage U_N | Nominal current I_N | Cross section AWG | Cross section mm^2 |
| B | 600 V | 20 A | 26 - 12 | - |
| C | 600 V | 20 A | 26 - 12 | - |
| F | 800 V | 20 A | 26 - 12 | - |

|  VDE Zeichengenehmigung Approval ID: 40056318 | | | | |
|--|-----------------------|-----------------------|-------------------|-----------------------------|
| | Nominal voltage U_N | Nominal current I_N | Cross section AWG | Cross section mm^2 |
| keine | 800 V | 24 A | - | 0.2 - 4 |

|  IECEx Approval ID: IECExPTB20.0037U | | | | |
|---|--|--|--|--|
|---|--|--|--|--|

PTV 2,5 - Feed-through terminal block



1078960

<https://www.phoenixcontact.com/us/products/1078960>



IECEx

Approval ID: IECExPTB20.0037U



ATEX

Approval ID: PTB20ATEX1016U



CCC

Approval ID: 2021122313114374



UKCA-EX

Approval ID: CSAE 22UKEX1099U



EAC Ex

Approval ID: KZ 7500525010101950

PTV 2,5 - Feed-through terminal block



1078960

<https://www.phoenixcontact.com/us/products/1078960>

Classifications

ECLASS

| | |
|-------------|----------|
| ECLASS-13.0 | 27250101 |
| ECLASS-15.0 | 27250101 |

ETIM

| | |
|-----------|----------|
| ETIM 10.0 | EC000897 |
|-----------|----------|

UNSPSC

| | |
|-------------|----------|
| UNSPSC 21.0 | 39121400 |
|-------------|----------|

PTV 2,5 - Feed-through terminal block



1078960

<https://www.phoenixcontact.com/us/products/1078960>

Environmental product compliance

EU RoHS

| | |
|---|--------------------|
| Fulfills EU RoHS substance requirements | Yes, No exemptions |
|---|--------------------|

China RoHS

| | |
|--|--|
| Environment friendly use period (EFUP) | EFUP-E |
| | No hazardous substances above the limits |

EU REACH SVHC

| | |
|-------------------------------------|----------------------------|
| REACH candidate substance (CAS No.) | No substance above 0.1 wt% |
|-------------------------------------|----------------------------|

EF3.1 Climate Change

| | |
|---------|---------------|
| CO2e kg | 0.085 kg CO2e |
|---------|---------------|

Phoenix Contact 2026 © - all rights reserved
<https://www.phoenixcontact.com>

Phoenix Contact USA
586 Fulling Mill Road
Middletown, PA 17057, United States
(+717) 944-1300
info@phoenixcon.com