

MPT 2,5-NS 15 - Mini feed-through terminal block



1073602

<https://www.phoenixcontact.com/us/products/1073602>

Please be informed that the data shown in this PDF document is generated from our online catalog. Please find the complete data in the user documentation. Our general terms of use for downloads are valid.



Mini feed-through terminal block, nom. voltage: 800 V, nominal current: 24 A, number of connections: 2, number of positions: 1, connection method: Push-in connection, Rated cross section: 2.5 mm², cross section: 0.14 mm² - 4 mm², mounting type: NS 15, color: gray

Your advantages

- Significant space savings with the compact design
- Increased flexibility with single function shafts
- Clear arrangement with marking grooves on each individual terminal point
- Time-saving conductor connection with tool-free and maintenance-free Push-in connection technology
- Testing options for all common test probes

Commercial data

Item number	1073602
Packing unit	50 pc
Minimum order quantity	50 pc
Sales key	BE22
Product key	BE2261
GTIN	4055626769561
Weight per piece (including packing)	5.992 g
Weight per piece (excluding packing)	5.9 g
Customs tariff number	85369010
Country of origin	PL

MPT 2,5-NS 15 - Mini feed-through terminal block



1073602

<https://www.phoenixcontact.com/us/products/1073602>

Technical data

Notes

Note on application	Modular
---------------------	---------

Product properties

Product type	Miniature terminal block
Number of positions	1
Number of connections	2
Number of rows	1

Insulation characteristics

Overvoltage category	III
Degree of pollution	3

Electrical properties

Rated surge voltage	8 kV
Maximum power dissipation for nominal condition	0.77 W

Connection data

Number of connections per level	2
Connection method	Push-in connection
Stripping length	8 mm ... 10 mm
Internal cylindrical gage	A3 B3
Connection in acc. with standard	IEC 60947-7-1
Conductor cross-section rigid	0.14 mm ² ... 4 mm ²
Cross section AWG	26 ... 12 (converted acc. to IEC)
Conductor cross-section flexible	0.14 mm ² ... 2.5 mm ²
Conductor cross-section, flexible [AWG]	26 ... 14 (converted acc. to IEC)
Conductor cross-section flexible (ferrule without plastic sleeve)	0.14 mm ² ... 2.5 mm ²
Flexible conductor cross-section (ferrule with plastic sleeve)	0.14 mm ² ... 2.5 mm ²
2 conductors with the same cross section, flexible, with TWIN ferrule with plastic sleeve	0.5 mm ²
Nominal cross section	2.5 mm ²
Nominal current	24 A
Maximum load current	27 A (with 4 mm ² conductor cross-section)
Nominal voltage	800 V

Connection cross sections directly pluggable

Conductor cross-section rigid	0.34 mm ² ... 4 mm ²
Conductor cross-section flexible (ferrule without plastic sleeve)	0.34 mm ² ... 2.5 mm ²
Flexible conductor cross-section (ferrule with plastic sleeve)	0.34 mm ² ... 2.5 mm ²

Ex data

MPT 2,5-NS 15 - Mini feed-through terminal block



1073602

<https://www.phoenixcontact.com/us/products/1073602>

Rated data (ATEX/IECEX)

Identification	⊕ II 2 GD Ex eb IIC Gb
Operating temperature range	-60 °C ... 110 °C
Ex-certified accessories	3249019 D-MPT 2,5-RZ 1075386 D-MPT 2,5-L 3022276 CLIPFIX 35-5
List of bridges	Plug-in bridge / FBS 2-5 / 3030161 Plug-in bridge / FBS 3-5 / 3030174 Plug-in bridge / FBS 4-5 / 3030187 Plug-in bridge / FBS 5-5 / 3030190 Plug-in bridge / FBS 10-5 / 3030213 Plug-in bridge / FBS 20-5 / 3030226 Plug-in bridge / FBS 50-5 / 3038930
Bridge data	22.5 A (2.5 mm ²)
Ex temperature increase for bridging with bridge	40 K (22.5 A / 2.5 mm ²) 550 V
- At bridging between non-adjacent terminal blocks	550 V
- At cut-to-length bridging	220 V
- At cut-to-length bridging with cover	220 V
Rated insulation voltage	550 V
output	(Permanent)

Ex level General

Rated voltage	550 V
Rated current	22.5 A
Maximum load current	27 A
Contact resistance	1.3 mΩ

Ex connection data General

Nominal cross section	2.5 mm ²
Rated cross section AWG	14
Connection capacity rigid	0.14 mm ² ... 4 mm ²
Connection capacity AWG	26 ... 12
Connection capacity flexible	0.14 mm ² ... 4 mm ²
Connection capacity AWG	26 ... 12

Dimensions

Width	5.2 mm
Height	36 mm
Depth on NS 15	32.8 mm

Material specifications

Color	gray (RAL 7042)
Flammability rating according to UL 94	V0
Insulating material group	I

MPT 2,5-NS 15 - Mini feed-through terminal block



1073602

<https://www.phoenixcontact.com/us/products/1073602>

Insulating material	PA
Static insulating material application in cold	-60 °C
Relative insulation material temperature index (Elec., UL 746 B)	130 °C
Fire protection for rail vehicles (DIN EN 45545-2) R22	HL 1 - HL 3
Fire protection for rail vehicles (DIN EN 45545-2) R23	HL 1 - HL 3
Fire protection for rail vehicles (DIN EN 45545-2) R24	HL 1 - HL 3
Fire protection for rail vehicles (DIN EN 45545-2) R26	HL 1 - HL 3
Surface flammability NFPA 130 (ASTM E 162)	passed
Specific optical density of smoke NFPA 130 (ASTM E 662)	passed
Smoke gas toxicity NFPA 130 (SMP 800C)	passed

Electrical tests

Surge voltage test

Test voltage setpoint	9.8 kV
Result	Test passed

Temperature-rise test

Requirement temperature-rise test	Increase in temperature \leq 45 K
Result	Test passed
Short-time withstand current 2.5 mm ²	0.3 kA
Result	Test passed

Power-frequency withstand voltage

Test voltage setpoint	2 kV
Result	Test passed

Mechanical properties

Mechanical data

Open side panel	Yes
-----------------	-----

Mechanical tests

Mechanical strength

Result	Test passed
--------	-------------

Attachment on the carrier

DIN rail/fixing support	NS 15
Result	Test passed

Test for conductor damage and slackening

Rotation speed	10 rpm
Revolutions	135
Conductor cross-section/weight	0.14 mm ² / 0.2 kg
	2.5 mm ² / 0.7 kg
	4 mm ² / 0.9 kg
Result	Test passed

Environmental and real-life conditions

Aging

Temperature cycles	192
Result	Test passed

Needle-flame test

Time of exposure	30 s
Result	Test passed

Oscillation/broadband noise

Specification	DIN EN 50155 (VDE 0115-200):2018-05
Spectrum	Long life test category 2, bogie-mounted
Frequency	$f_1 = 5 \text{ Hz}$ to $f_2 = 250 \text{ Hz}$
ASD level	6.12 (m/s ²) ² /Hz
Acceleration	3.12g
Test duration per axis	5 h
Test directions	X-, Y- and Z-axis
Result	Test passed

Shocks

Specification	DIN EN 50155 (VDE 0115-200):2018-05
Pulse shape	Half-sine
Acceleration	30g
Shock duration	18
Number of shocks per direction	3
Test directions	X-, Y- and Z-axis (pos. and neg.)
Result	Test passed

Ambient conditions

Ambient temperature (operation)	-60 °C ... 110 °C (Operating temperature range incl. self-heating; for max. short-term operating temperature, see RTI Elec.)
Ambient temperature (storage/transport)	-25 °C ... 60 °C (for a short time, not exceeding 24 h, -60 °C to +70 °C)
Ambient temperature (assembly)	-5 °C ... 70 °C
Ambient temperature (actuation)	-5 °C ... 70 °C
Permissible humidity (operation)	20 % ... 90 %
Permissible humidity (storage/transport)	30 % ... 70 %

Standards and regulations

Connection in acc. with standard	IEC 60947-7-1
----------------------------------	---------------

Mounting

Mounting type	NS 15
---------------	-------

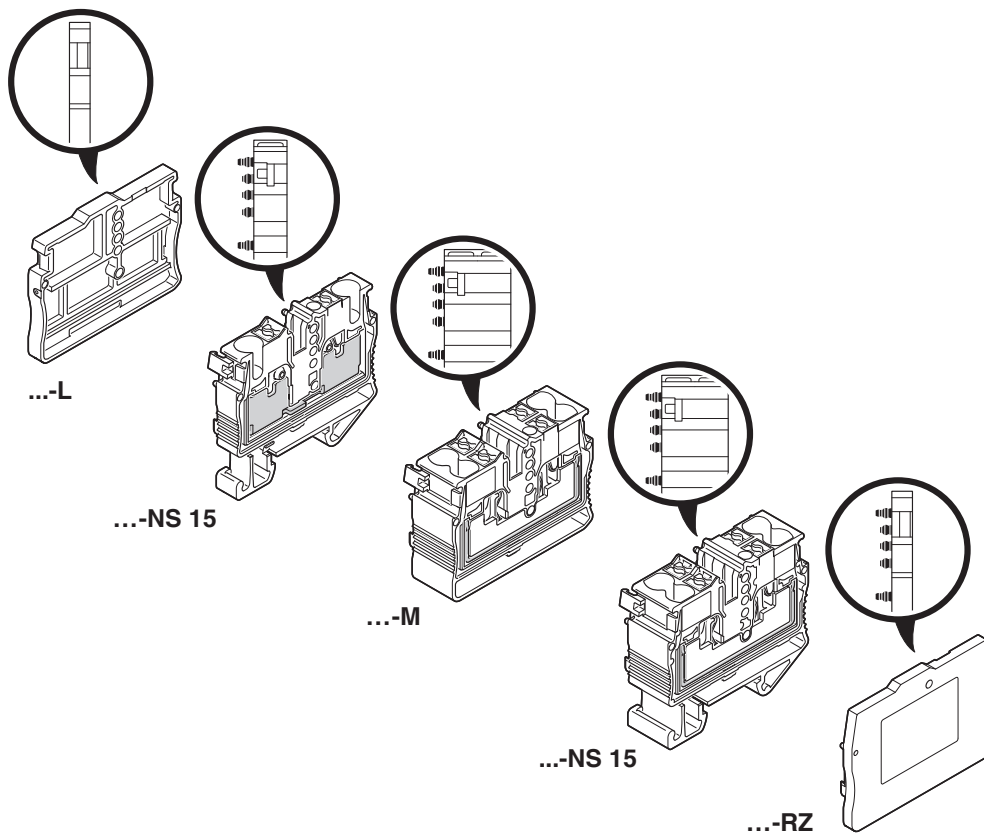
MPT 2,5-NS 15 - Mini feed-through terminal block

1073602

<https://www.phoenixcontact.com/us/products/1073602>

Drawings

Schematic diagram



MPT 2,5-NS 15 - Mini feed-through terminal block

1073602

<https://www.phoenixcontact.com/us/products/1073602>



Circuit diagram



MPT 2,5-NS 15 - Mini feed-through terminal block





1073602

<https://www.phoenixcontact.com/us/products/1073602>

Approvals


To download certificates, visit the product detail page: <https://www.phoenixcontact.com/us/products/1073602>


 CSA Approval ID: 13631				
	Nominal voltage U_N	Nominal current I_N	Cross section AWG	Cross section mm^2
B	600 V	20 A	26 - 12	-
C	600 V	20 A	26 - 12	-
D	600 V	5 A	26 - 12	-

 cULus Recognized Approval ID: E60425				
	Nominal voltage U_N	Nominal current I_N	Cross section AWG	Cross section mm^2
B	600 V	20 A	26 - 12	-
C	600 V	20 A	26 - 12	-
F	800 V	20 A	26 - 12	-
D	600 V	5 A	26 - 12	-

DNV Approval ID: TAE00003J4				
---------------------------------------	--	--	--	--

 EAC Approval ID: KZ7500651131219505				
---	--	--	--	--

 IECEX Approval ID: IECEXSEV14.0010U				
	Nominal voltage U_N	Nominal current I_N	Cross section AWG	Cross section mm^2
keine	550 V	23 A	-	0.14 - 4

 ATEX Approval ID: SEV 14 ATEX 0140U				
	Nominal voltage U_N	Nominal current I_N	Cross section AWG	Cross section mm^2

MPT 2,5-NS 15 - Mini feed-through terminal block



1073602

<https://www.phoenixcontact.com/us/products/1073602>

keine				
	550 V	23 A	-	0.14 - 4

MPT 2,5-NS 15 - Mini feed-through terminal block



1073602

<https://www.phoenixcontact.com/us/products/1073602>

Classifications

ECLASS

ECLASS-13.0	27250101
ECLASS-15.0	27250101

ETIM

ETIM 10.0	EC000897
-----------	----------

UNSPSC

UNSPSC 21.0	39121400
-------------	----------

MPT 2,5-NS 15 - Mini feed-through terminal block



1073602

<https://www.phoenixcontact.com/us/products/1073602>

Environmental product compliance

EU RoHS

Fulfills EU RoHS substance requirements	Yes, No exemptions
---	--------------------

China RoHS

Environment friendly use period (EFUP)	EFUP-E
	No hazardous substances above the limits

EU REACH SVHC

REACH candidate substance (CAS No.)	No substance above 0.1 wt%
-------------------------------------	----------------------------

Phoenix Contact 2026 © - all rights reserved
<https://www.phoenixcontact.com>

Phoenix Contact USA
586 Fulling Mill Road
Middletown, PA 17057, United States
(+717) 944-1300
info@phoenixcon.com