


# ICC25-H/4L5,0-5015 - PCB header



1071451

<https://www.phoenixcontact.com/us/products/1071451>

Please be informed that the data shown in this PDF document is generated from our online catalog. Please find the complete data in the user documentation. Our general terms of use for downloads are valid.



PCB headers, nominal cross section: 2.5 mm<sup>2</sup>, color: blue, nominal current: 16 A, rated voltage (III/2): 320 V, contact surface: Sn, contact connection type: Pin, number of potentials: 4, number of rows: 1, number of positions: 4, number of connections: 4, product range: ICC..-H/..L5,0, pitch: 5 mm, mounting: Wave soldering, pin layout: Linear pinning, solder pin [P]: 3.5 mm, number of solder pins per potential: 1, plug-in system: ICC 2,5, Pin connector pattern alignment: Standard, locking: Snap-in locking, mounting method: without, type of packaging: Box packaging, Product with pin output on left side

## Your advantages

- Variable coding, for reliable protection against incorrect connection
- Designed for integration into the wave soldering process
- Easy and fast push-in mounting of assembled printed-circuit boards, thanks to stable guide rails
- Quick and easily coded when initially connecting the connector and header

## Commercial data

|                                      |               |
|--------------------------------------|---------------|
| Item number                          | 1071451       |
| Packing unit                         | 50 pc         |
| Minimum order quantity               | 50 pc         |
| Sales key                            | AC09          |
| Product key                          | ACHAFB        |
| GTIN                                 | 4055626758749 |
| Weight per piece (including packing) | 5.26 g        |
| Weight per piece (excluding packing) | 3.9 g         |
| Customs tariff number                | 85366930      |
| Country of origin                    | PL            |

1071451

<https://www.phoenixcontact.com/us/products/1071451>

## Technical data

### Product properties

|                           |                                 |
|---------------------------|---------------------------------|
| Product type              | PCB headers                     |
| Product family            | ICC...-H/..L5,0                 |
| Type                      | Header perpendicular to the PCB |
| Number of positions       | 4                               |
| Pitch                     | 5 mm                            |
| Number of connections     | 4                               |
| Number of rows            | 1                               |
| Number of potentials      | 4                               |
| Mounting type             | without                         |
| Pin layout                | Linear pinning                  |
| Solder pins per potential | 1                               |

### Electrical properties

#### Properties

|                             |                |
|-----------------------------|----------------|
| Nominal current $I_N$       | 16 A           |
| Nominal voltage $U_N$       | 320 V          |
| Contact resistance          | 1.5 m $\Omega$ |
| Rated voltage (III/3)       | 250 V          |
| Rated surge voltage (III/3) | 4 kV           |
| Rated voltage (III/2)       | 320 V          |
| Rated surge voltage (III/2) | 4 kV           |
| Rated voltage (II/2)        | 630 V          |
| Rated surge voltage (II/2)  | 4 kV           |

### Mounting

|               |                |
|---------------|----------------|
| Mounting type | Wave soldering |
| Pin layout    | Linear pinning |

### Material specifications

#### Material data - contact

|   |  |
|---|--|
| Note  | WEEE/RoHS-compliant, free of whiskers according to IEC 60068-2-82/JEDEC JESD 201 |
| Contact material                            | Cu alloy   |
| Surface characteristics                     | Tin-plated   |
| Metal surface terminal point (top layer)    | Tin (2 $\mu\text{m}$ - 4 $\mu\text{m}$ Sn)                                       |
| Metal surface terminal point (middle layer) | Nickel (1.3 $\mu\text{m}$ - 3 $\mu\text{m}$ Ni)                                  |
| Metal surface contact area (top layer)      | Tin (2 $\mu\text{m}$ - 4 $\mu\text{m}$ Sn)                                       |
| Metal surface contact area (middle layer)   | Nickel (1.3 $\mu\text{m}$ - 3 $\mu\text{m}$ Ni)                                  |
| Metal surface soldering area (top layer)    | Tin (2 $\mu\text{m}$ - 4 $\mu\text{m}$ Sn)                                       |
| Metal surface soldering area (middle layer) | Nickel (1.3 $\mu\text{m}$ - 3 $\mu\text{m}$ Ni)                                  |

# ICC25-H/4L5,0-5015 - PCB header

1071451

<https://www.phoenixcontact.com/us/products/1071451>


## Material data - housing

|   |             |
|---|-------------|
| Color (Housing)   | blue (5015) |
| Insulating material   | PA          |
| Insulating material group   | I           |
| CTI according to IEC 60112  | 600         |
| Flammability rating according to UL 94                            | V0          |
| Glow wire flammability index GWFI according to EN 60695-2-12      | 850         |
| Glow wire ignition temperature GWIT according to EN 60695-2-13    | 775         |
| Temperature for the ball pressure test according to EN 60695-10-2 | 125 °C      |

## Notes

|               |   |
|---------------|---|
| Assembly note | Please observe the application note in the download area.                       |
| General       | Further information and detailed dimensions are available in the download area. |

## Dimensions

|                       |  |
|-----------------------|--|
| Dimensional drawing   |  |
| Pitch                 | 5 mm   |
| Width [w]             | 25 mm  |
| Height [h]            | 22.4 mm  |
| Length [l]            | 20.35 mm   |
| Solder pin length [P] | 3.5 mm   |
| Pin dimensions        | 1 x 1 mm   |

## PCB design

|               |        |
|---------------|--------|
| Hole diameter | 1.4 mm |
|---------------|--------|

## Mechanical tests

### Visual inspection

|               |                       |
|---------------|-----------------------|
| Specification | IEC 60512-1-1:2002-02 |
| Result        | Test passed           |

### Dimension check

|               |                       |
|---------------|-----------------------|
| Specification | IEC 60512-1-2:2002-02 |
| Result        | Test passed           |

### Resistance of inscriptions

|               |                        |
|---------------|------------------------|
| Specification | IEC 60068-2-70:1995-12 |
| Result        | Test passed            |

# ICC25-H/4L5,0-5015 - PCB header



1071451

<https://www.phoenixcontact.com/us/products/1071451>

## Polarization and coding

|               |                        |
|---------------|------------------------|
| Specification | IEC 60512-13-5:2006-02 |
| Result        | Test passed            |

## Contact holder in insert

|   |                        |
|---|------------------------|
| Specification                               | IEC 60512-15-1:2008-05 |
| Contact holder in insert Requirements >20 N | Test passed            |

## Insertion and withdrawal forces

|                                     |                        |
|-------------------------------------|------------------------|
| Specification                       | IEC 60512-13-2:2006-02 |
| Result                              | Test passed            |
| No. of cycles                       | 25                     |
| Insertion strength per pos. approx. | 13 N                   |
| Withdraw strength per pos. approx.  | 8 N                    |

## Electrical tests

### Thermal test | Test group C

|                            |                       |
|----------------------------|-----------------------|
| Specification              | IEC 60512-5-1:2002-02 |
| Tested number of positions | 4                     |

### Insulation resistance

|  |                       |
|--|-----------------------|
| Specification                                | IEC 60512-3-1:2002-02 |
| Insulation resistance, neighboring positions | > 30 GΩ               |

### Air clearances and creepage distances |

|  |                     |
|--|---------------------|
| Specification  | IEC 60664-1:2007-04 |
| Insulating material group                              | I                   |
| Comparative tracking index (IEC 60112)                 | CTI 600             |
| Rated insulation voltage (III/3)                       | 250 V               |
| Rated surge voltage (III/3)                            | 4 kV                |
| minimum clearance value - non-homogenous field (III/3) | 3 mm                |
| minimum creepage distance (III/3)                      | 3.2 mm              |
| Rated insulation voltage (III/2)                       | 320 V               |
| Rated surge voltage (III/2)                            | 4 kV                |
| minimum clearance value - non-homogenous field (III/2) | 3 mm                |
| minimum creepage distance (III/2)                      | 1.6 mm              |
| Rated insulation voltage (II/2)                        | 630 V               |
| Rated surge voltage (II/2)                             | 4 kV                |
| minimum clearance value - non-homogenous field (II/2)  | 3 mm                |
| minimum creepage distance (II/2)                       | 3.2 mm              |

## Environmental and real-life conditions

### Durability test

|               |                       |
|---------------|-----------------------|
| Specification | IEC 60512-9-1:2010-03 |
|---------------|-----------------------|

# ICC25-H/4L5,0-5015 - PCB header



1071451

<https://www.phoenixcontact.com/us/products/1071451>

|  |         |
|--|---------|
| Impulse withstand voltage at sea level       | 4.8 kV  |
| Contact resistance R <sub>1</sub>            | 1.5 mΩ  |
| Contact resistance R <sub>2</sub>            | 1.6 mΩ  |
| Insertion/withdrawal cycles                  | 25      |
| Insulation resistance, neighboring positions | > 30 GΩ |

## Climatic test

|                                   |   |
|-----------------------------------|---|
| Specification                     | ISO 6988:1985-02  |
| Corrosive stress                  | 0.2 dm <sup>3</sup> SO <sub>2</sub> on 300 dm <sup>3</sup> /40 °C/1 cycle |
| Thermal stress                    | 100 °C/168 h  |
| Power-frequency withstand voltage | 2.21 kV   |

## Vibration test

|                        |                             |
|------------------------|-----------------------------|
| Specification          | IEC 60068-2-6:2007-12       |
| Frequency              | 10 - 150 - 10 Hz            |
| Sweep speed            | 1 octave/min                |
| Amplitude              | 0.35 mm (10 Hz ... 60.1 Hz) |
| Acceleration           | 5g (60.1 Hz ... 150 Hz)     |
| Test duration per axis | 2.5 h                       |
| Test directions        | X-, Y- and Z-axis           |

## Ambient conditions

|   |   |
|---|---|
| Ambient temperature (storage/transport) | -40 °C ... 55 °C                                    |
| Relative humidity (storage/transport)   | 30 % ... 70 %                                       |
| Ambient temperature (assembly)          | -5 °C ... 100 °C                                    |
| Ambient temperature (operation)         | -40 °C ... 105 °C (dependent on the derating curve) |

## Packaging specifications

|                      |               |
|----------------------|---------------|
| Type of packaging    | Box packaging |
| Outer packaging type | Carton        |

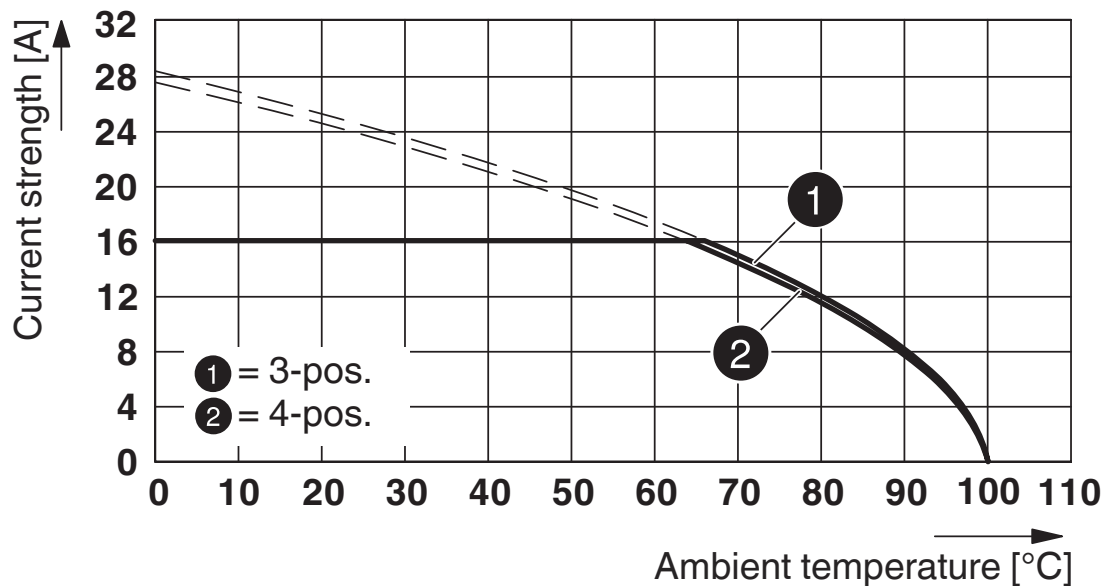
Drawings

Diagram



Type: PSPT 2,5/...-ST ... with ICC20(25)-H/...L(R)5,0-...

Diagram



Type: MSTBT 2,5 HC/...-STF with ICC20(25)-H/...L(R)5,0-...

Diagram



Type: ICC20(25)-PPC2,5/...-5,0-... with ICC20(25)-H/...L(R)5,0-...

Diagram



Type: ICC25-PSC 2,5/...-5,0-AA with ICC20(25)-H/...L(R) 5,0

# ICC25-H/4L5,0-5015 - PCB header




1071451

<https://www.phoenixcontact.com/us/products/1071451>

## Approvals

To download certificates, visit the product detail page: <https://www.phoenixcontact.com/us/products/1071451>

|  <b>cULus Recognized</b><br>Approval ID: E60425-20181123 |                       |                       |                   |                             |
|---|-----------------------|-----------------------|-------------------|-----------------------------|
|   | Nominal voltage $U_N$ | Nominal current $I_N$ | Cross section AWG | Cross section $\text{mm}^2$ |
| B   |                       |                       |                   |                             |
|   | 300 V                 | 16 A                  | -                 | -                           |

# ICC25-H/4L5,0-5015 - PCB header



1071451

<https://www.phoenixcontact.com/us/products/1071451>

## Classifications

### ECLASS

|             |          |
|-------------|----------|
| ECLASS-13.0 | 27460201 |
| ECLASS-15.0 | 27460201 |

### ETIM

|           |          |
|-----------|----------|
| ETIM 10.0 | EC002637 |
|-----------|----------|

### UNSPSC

|             |          |
|-------------|----------|
| UNSPSC 21.0 | 39121400 |
|-------------|----------|

# ICC25-H/4L5,0-5015 - PCB header



1071451

<https://www.phoenixcontact.com/us/products/1071451>

## Environmental product compliance

### EU RoHS

|   |                    |
|---|--------------------|
| Fulfills EU RoHS substance requirements | Yes, No exemptions |
|---|--------------------|

### China RoHS

|  |  |
|--|--|
| Environment friendly use period (EFUP) | EFUP-E                                   |
|  | No hazardous substances above the limits |

### EU REACH SVHC

|                                     |                            |
|-------------------------------------|----------------------------|
| REACH candidate substance (CAS No.) | No substance above 0.1 wt% |
|-------------------------------------|----------------------------|

### EF3.1 Climate Change

|         |               |
|---------|---------------|
| CO2e kg | 0.058 kg CO2e |
|---------|---------------|

Phoenix Contact 2026 © - all rights reserved  
<https://www.phoenixcontact.com>

Phoenix Contact USA  
586 Fulling Mill Road  
Middletown, PA 17057, United States  
(+717) 944-1300  
[info@phoenixcon.com](mailto:info@phoenixcon.com)