

M17-3EP1N8A9004S/1,5 - Coupler connector



1069497

<https://www.phoenixcontact.com/us/products/1069497>

Please be informed that the data shown in this PDF document is generated from our online catalog. Please find the complete data in the user documentation. Our general terms of use for downloads are valid.



M17, Coupler connector, application: Power, series: M17 PRO, straight, shielded: yes, for standard and ONECLICK fast locking system, No. of pos.: 3+PE, contact connection type: Pin, Crimp connection, cable diameter range: 8.5 mm ... 12.3 mm, Item is lead-free in accordance with RoHS II without Exemption 6c (Pb < 0.1 %)

The figure shows the product with assembled crimp contacts. Please order crimp contacts separately.

Your advantages

- Solutions with cross-manufacturer compatibility for standard and fast locking systems
- Modern, consistent design for highly convenient operation
- Easy, cost-effective cable assembly: uniform shielding of M17 to M40

Commercial data

Item number	1069497
Packing unit	1 pc
Minimum order quantity	1 pc
Sales key	AB30
Product key	ABRBAG
GTIN	4055626746524
Weight per piece (including packing)	51.454 g
Weight per piece (excluding packing)	51.454 g
Customs tariff number	85366990
Country of origin	DE

M17-3EP1N8A9004S/1,5 - Coupler connector



1069497

<https://www.phoenixcontact.com/us/products/1069497>

Technical data

Notes

Order information:	Order 4 x Ø 1.5 mm crimp contacts separately
--------------------	--

Safety note

Safety note	WARNING: The connectors may not be plugged in or disconnected under load. Ignoring the warning or improper use may damage persons and/or property.
	<ul style="list-style-type: none">• WARNING: Commission properly functioning products only. The products must be regularly inspected for damage. Decommission defective products immediately. Replace damaged products. Repairs are not possible.
	<ul style="list-style-type: none">• WARNING: Only electrically qualified personnel may install and operate the product. They must observe the following safety notes. The qualified personnel must be familiar with the basics of electrical engineering. They must be able to recognize and prevent danger. The relevant symbol on the packaging indicates that only personnel familiar with electrical engineering are allowed to install and operate the product.
	<ul style="list-style-type: none">• The products are suitable for applications in plant, controller, and electrical device engineering.
	<ul style="list-style-type: none">• When operating the connectors in outdoor applications, they must be separately protected against environmental influences.
	<ul style="list-style-type: none">• Assembled products may not be manipulated or improperly opened.
	<ul style="list-style-type: none">• Only use mating connectors that are specified in the technical data of the standards listed (e.g. the ones listed in the product accessories online at phoenixcontact.com/products).
	<ul style="list-style-type: none">• When using the product in direct connection with third-party manufacturers, the user is responsible.
	<ul style="list-style-type: none">• For operating voltages > 50 V AC, conductive connector housings must be grounded
	<ul style="list-style-type: none">• Ensure that the protective or functional ground has been properly connected.
	<ul style="list-style-type: none">• VDE 0100/1.97 § 411.1.3.2 and DIN EN 60 204/11.98 § 14.1.3 are applicable when combining several circuits in a cable and/or connector
	<ul style="list-style-type: none">• Only use tools recommended by Phoenix Contact
	<ul style="list-style-type: none">• The installation notes/Design In documents online on the download page at phoenixcontact.com/products must be observed for this product.
	<ul style="list-style-type: none">• Operate the connector only when it is fully plugged in and interlocked.
<ul style="list-style-type: none">• Ensure that when laying the cable, the tensile load on the connectors does not exceed the upper limit specified in the standards.	
<ul style="list-style-type: none">• Observe the minimum bending radius of the cable. Lay the cable without twisting it.	
<ul style="list-style-type: none">• The connector warms up in normal operation. Depending on the ambient conditions, the surface of the connector can continue to warm up. In this case, the user is responsible for posting	

M17-3EP1N8A9004S/1,5 - Coupler connector



1069497

<https://www.phoenixcontact.com/us/products/1069497>

warnings (e.g. DIN EN ISO 13732-1:2008-12).

Product properties

Product type	Circular connector (cable-side)
Product family	M17 PRO

Connector

Insulating body

Material (Insulating body)	PA 6.6
Flammability rating according to UL 94	V0
Insertion/withdrawal cycles	100
Connection method	Crimp connection
Contact switching type	Pin
Application	Power
Number of positions	4
Connection profile	3+PE
Installation height	3000 m
Number (Contact group 1)	3
Contact diameter (Contact group 1)	1.5 mm
Litz wires Min. cross section (Contact group 1)	0.25 mm ²
Litz wires Max. cross section (Contact group 1)	2.5 mm ²
Rated current Contact (Contact group 1)	20 A (for max. connection cross section)
Rated voltage Contact (Contact group 1)	630 V
Rated surge voltage	6 kV
Overvoltage category	III
Degree of pollution	3
Number (Contact group 2)	1
Contact diameter (Contact group 2)	1.5 mm
Litz wires Max. cross section (Contact group 2)	2.5 mm ²

Housing

Type	Coupling housing
Thread type	M17
Design	straight
Type of locking	for standard and ONECLICK fast locking system
Pg screw connection	none
Material (Housing)	GD-Zn
Degree of protection (plugged in)	IP67 IP68 (2 m / 24 h)

Seal

External cable diameter	8.5 mm ... 12.3 mm
-------------------------	--------------------

Environmental and real-life conditions

M17-3EP1N8A9004S/1,5 - Coupler connector



1069497

<https://www.phoenixcontact.com/us/products/1069497>

Ambient conditions

Ambient temperature (operation)

-40 °C ... 105 °C (see derating curve)

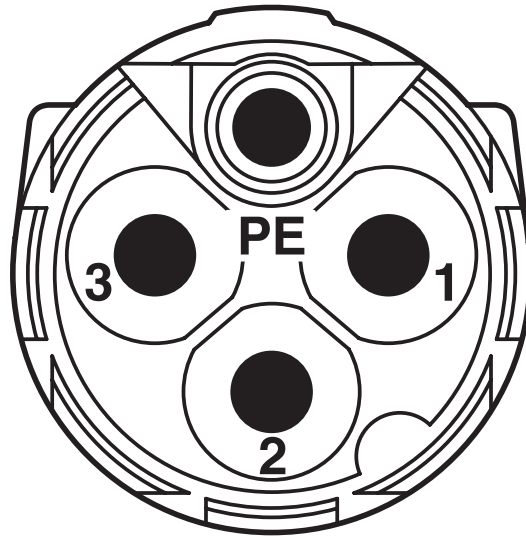
M17-3EP1N8A9004S/1,5 - Coupler connector

1069497

<https://www.phoenixcontact.com/us/products/1069497>

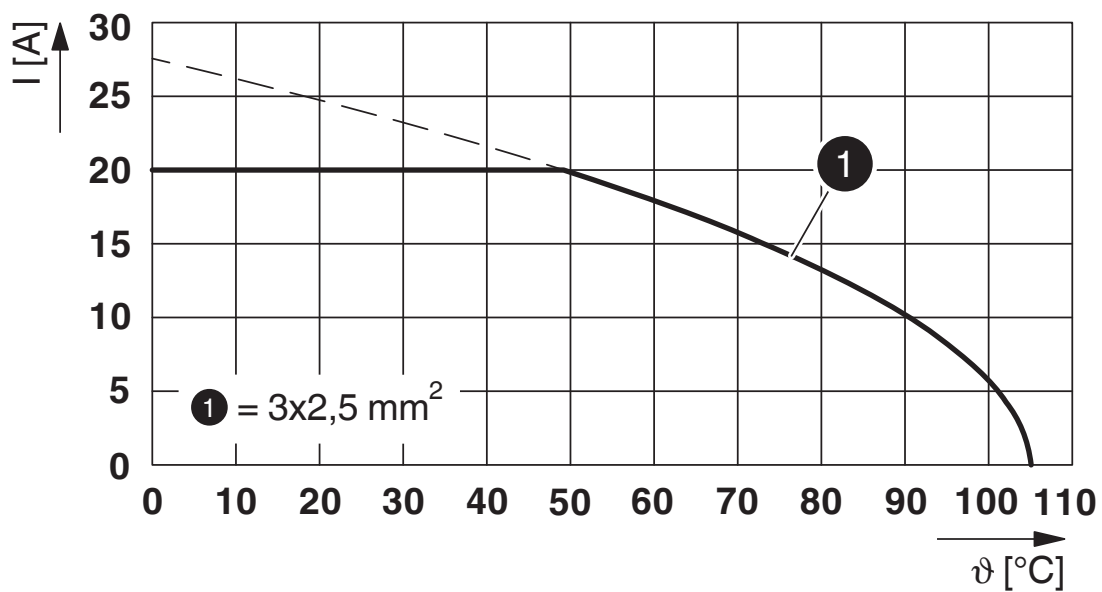
Drawings

Schematic diagram



Connector pin assignment

Diagram



I = current strength, ϑ = ambient temperature, 3x 20 A

M17-3EP1N8A9004S/1,5 - Coupler connector





1069497

<https://www.phoenixcontact.com/us/products/1069497>

Approvals

To download certificates, visit the product detail page: <https://www.phoenixcontact.com/us/products/1069497>

 UL Listed Approval ID: E468743				
	Nominal voltage U_N	Nominal current I_N	Cross section AWG	Cross section mm^2
keine				
	600 V	18 A	- 14	2.5

 cUL Listed Approval ID: E468743				
	Nominal voltage U_N	Nominal current I_N	Cross section AWG	Cross section mm^2
keine				
	600 V	15 A	- 14	-

M17-3EP1N8A9004S/1,5 - Coupler connector



1069497

<https://www.phoenixcontact.com/us/products/1069497>

Classifications

ECLASS

ECLASS-13.0	27440116
ECLASS-15.0	27440116

ETIM

ETIM 10.0	EC002635
-----------	----------

UNSPSC

UNSPSC 21.0	39121400
-------------	----------

M17-3EP1N8A9004S/1,5 - Coupler connector



1069497

<https://www.phoenixcontact.com/us/products/1069497>

Environmental product compliance

EU RoHS

Fulfills EU RoHS substance requirements	Yes, No exemptions
---	--------------------

China RoHS

Environment friendly use period (EFUP)	EFUP-E
	No hazardous substances above the limits

EU REACH SVHC

REACH candidate substance (CAS No.)	No substance above 0.1 wt%
-------------------------------------	----------------------------

Phoenix Contact 2026 © - all rights reserved
<https://www.phoenixcontact.com>

Phoenix Contact USA
586 Fulling Mill Road
Middletown, PA 17057, United States
(+717) 944-1300
info@phoenixcon.com