

# PTPOWER 185 FE-F - High-current terminal block



1054734

<https://www.phoenixcontact.com/us/products/1054734>

Please be informed that the data shown in this PDF document is generated from our online catalog. Please find the complete data in the user documentation. Our general terms of use for downloads are valid.



High-current terminal block, nom. voltage: 1000 V, nominal current: 309 A, number of connections: 2, number of positions: 1, connection method: PowerTurn connection, 1 level, cross section: 95 mm<sup>2</sup> - 185 mm<sup>2</sup>, mounting type: direct screw connection, color: black/yellow

## Your advantages

- Quick and easy connection is now also possible for large conductors with the high-current terminal block
- The compact design enables wiring in a confined space
- In addition to using the existing test pick-off, pick-off terminal blocks can be connected, each of which can also accommodate two test cables
- The Push-in connection terminal blocks are characterized by the system features of the CLIPLINE complete system and by easy and tool-free wiring of conductors with ferrules or solid conductors

## Commercial data

Item number	1054734
Packing unit	3 pc
Minimum order quantity	3 pc
Sales key	BE22
Product key	BE2211
GTIN	4055626689678
Weight per piece (including packing)	375.93 g
Weight per piece (excluding packing)	22.22 g
Customs tariff number	85369010
Country of origin	TR

# PTPOWER 185 FE-F - High-current terminal block



1054734

<https://www.phoenixcontact.com/us/products/1054734>

## Technical data

### Product properties

Product type	High current terminal block
Number of positions	1
Pitch	31 mm
Number of connections	2
Number of rows	1
Potentials	1

### Insulation characteristics

Overvoltage category	III
Degree of pollution	3

### Electrical properties

Rated surge voltage	8 kV
Maximum power dissipation for nominal condition	9.55 W

### Connection data

Number of connections per level	2
Nominal cross section	150 mm <sup>2</sup>

#### 1 level

Connection method	PowerTurn connection
Stripping length	40 mm
Internal cylindrical gage	B14
Connection in acc. with standard	IEC 60947-7-1
Conductor cross-section rigid	95 mm <sup>2</sup> ... 185 mm <sup>2</sup>
Cross section AWG	250 kcmil ... 350 kcmil (converted acc. to IEC)
Conductor cross-section flexible	95 mm <sup>2</sup> ... 185 mm <sup>2</sup>
Conductor cross-section, flexible [AWG]	250 kcmil ... 350 kcmil (converted acc. to IEC)
Conductor cross-section flexible (ferrule without plastic sleeve)	95 mm <sup>2</sup> ... 150 mm <sup>2</sup>
Flexible conductor cross-section (ferrule with plastic sleeve)	95 mm <sup>2</sup> ... 150 mm <sup>2</sup>
Cross-section with insertion bridge, rigid	95 mm <sup>2</sup> ... 150 mm <sup>2</sup>
Cross-section with insertion bridge, flexible	95 mm <sup>2</sup> ... 150 mm <sup>2</sup>
Cross-section with insertion bridge, flexible, with ferrule without plastic sleeve	95 mm <sup>2</sup> (120 mm <sup>2</sup> )
Cross-section with insertion bridge, flexible, with ferrule with plastic sleeve	95 mm <sup>2</sup> ... 120 mm <sup>2</sup>
Nominal current	309 A
Maximum load current	309 A (with 150 mm <sup>2</sup> conductor cross-section)
Nominal voltage	1000 V

#### 1 level Connection cross sections directly pluggable

Conductor cross-section rigid	95 mm <sup>2</sup> ... 185 mm <sup>2</sup>
-------------------------------	--

# PTPOWER 185 FE-F - High-current terminal block




1054734

<https://www.phoenixcontact.com/us/products/1054734>

Conductor cross-section flexible (ferrule without plastic sleeve)	95 mm <sup>2</sup> ... 150 mm <sup>2</sup>
Flexible conductor cross-section (ferrule with plastic sleeve)	95 mm <sup>2</sup> ... 150 mm <sup>2</sup>

## Dimensions

Dimensional drawing	
Width	31 mm
Height	150 mm
Depth	108.3 mm
Drill hole spacing	137.2 mm
Hole diameter	6.5 mm
Pitch	31 mm

## Material specifications

Color	multicolored (RAL -) black (RAL 9005) yellow (RAL 1018)
Flammability rating according to UL 94	V0
Insulating material group	I
Insulating material	PA
Static insulating material application in cold	-60 °C
Relative insulation material temperature index (Elec., UL 746 B)	130 °C
Fire protection for rail vehicles (DIN EN 45545-2) R22	HL 1 - HL 3
Fire protection for rail vehicles (DIN EN 45545-2) R23	HL 1 - HL 3
Fire protection for rail vehicles (DIN EN 45545-2) R24	HL 1 - HL 3
Fire protection for rail vehicles (DIN EN 45545-2) R26	HL 1 - HL 3
Surface flammability NFPA 130 (ASTM E 162)	passed
Specific optical density of smoke NFPA 130 (ASTM E 662)	passed
Smoke gas toxicity NFPA 130 (SMP 800C)	passed

## Electrical tests

### Surge voltage test

Test voltage setpoint	12.3 kV
Result	Test passed

### Temperature-rise test

Requirement temperature-rise test	Increase in temperature ≤ 45 K
Result	Test passed
Short-time withstand current 150 mm <sup>2</sup>	18 kA
Result	Test passed

# PTPOWER 185 FE-F - High-current terminal block



1054734

<https://www.phoenixcontact.com/us/products/1054734>

## Power-frequency withstand voltage

Test voltage setpoint	2.2 kV
Result	Test passed

## Mechanical properties

### Mechanical data

Open side panel	No
-----------------	----

### Technical data

Drill hole spacing	137.2 mm
--------------------	----------

## Mechanical tests

### Mechanical strength

Result	Test passed
--------	-------------

### Attachment on the carrier

DIN rail/fixing support	NS 35/15
Test force setpoint	15 N
Result	Test passed

### Test for conductor damage and slackening

Conductor cross-section/weight	95 mm <sup>2</sup> /14 kg
	150 mm <sup>2</sup> / 15 kg
	185 mm <sup>2</sup> /16.8 kg
Result	Test passed

## Environmental and real-life conditions

### Aging

Temperature cycles	192
Result	Test passed

### Needle-flame test

Time of exposure	10 s
Result	Test passed

### Oscillation/broadband noise

Specification	DIN EN 50155 (VDE 0115-200):2018-05
Spectrum	Long life test category 1, class B, body mounted
Frequency	f <sub>1</sub> = 5 Hz to f <sub>2</sub> = 250 Hz
ASD level	0.964 (m/s <sup>2</sup> )/Hz
Acceleration	0.58g
Test duration per axis	5 h
Test directions	X-, Y- and Z-axis
Result	Test passed

# PTPOWER 185 FE-F - High-current terminal block



1054734

<https://www.phoenixcontact.com/us/products/1054734>

## Shocks

Specification	DIN EN 50155 (VDE 0115-200):2018-05
Pulse shape	Half-sine
Acceleration	5g
Shock duration	30 ms
Number of shocks per direction	3
Test directions	X-, Y- and Z-axis (pos. and neg.)
Result	Test passed

## Ambient conditions

Ambient temperature (operation)	-60 °C ... 110 °C (Operating temperature range incl. self-heating; for max. short-term operating temperature, see RTI Elec.)
Ambient temperature (storage/transport)	-25 °C ... 60 °C (for a short time, not exceeding 24 h, -60 °C to +70 °C)
Ambient temperature (assembly)	-5 °C ... 70 °C
Ambient temperature (actuation)	-5 °C ... 70 °C
Permissible humidity (operation)	20 % ... 90 %
Permissible humidity (storage/transport)	30 % ... 70 %

## Standards and regulations

Connection in acc. with standard	IEC 60947-7-1
----------------------------------	---------------

## Mounting

Mounting type	direct screw connection
---------------	-------------------------

# PPOWER 185 FE-F - High-current terminal block

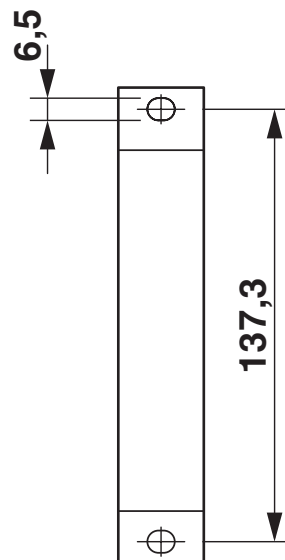
1054734

<https://www.phoenixcontact.com/us/products/1054734>



## Drawings

Dimensional drawing



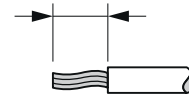
# PTPOWER 185 FE-F - High-current terminal block

1054734

<https://www.phoenixcontact.com/us/products/1054734>

Schematic diagram

## PTPOWER



AGK 10-PTPOWER	0,5 mm <sup>2</sup> ... 16 mm <sup>2</sup>	18 mm
PTPOWER 35	2,5 mm <sup>2</sup> ... 35 mm <sup>2</sup>	25 mm
PTPOWER 50	10 mm <sup>2</sup> ... 50 mm <sup>2</sup>	32 mm
PTPOWER 95	25 mm <sup>2</sup> ... 95 mm <sup>2</sup>	40 mm
PTPOWER 185	95 mm <sup>2</sup> ... 185 mm <sup>2</sup>	40 mm



# PPOWER 185 FE-F - High-current terminal block



1054734

<https://www.phoenixcontact.com/us/products/1054734>

Circuit diagram



# PTPOWER 185 FE-F - High-current terminal block



1054734

<https://www.phoenixcontact.com/us/products/1054734>

## Approvals

To download certificates, visit the product detail page: <https://www.phoenixcontact.com/us/products/1054734>



**EAC**

Approval ID: RU C-DE.BL08.B.00644



**UL Recognized**

Approval ID: E60425

	Nominal voltage $U_N$	Nominal current $I_N$	Cross section AWG	Cross section $\text{mm}^2$
F				
	1000 V	290 A	3/0 - 350	-
E				
	1000 V	290 A	3/0 - 350	-

**DNV**

Approval ID: TAE00000Z9



**EAC**

Approval ID: KZ7500651131219505

# PTPOWER 185 FE-F - High-current terminal block



1054734

<https://www.phoenixcontact.com/us/products/1054734>

## Classifications

### ECLASS

ECLASS-13.0	27250101
ECLASS-15.0	27250101

### ETIM

ETIM 10.0	EC000897
-----------	----------

### UNSPSC

UNSPSC 21.0	39121400
-------------	----------

# PTPOWER 185 FE-F - High-current terminal block



1054734

<https://www.phoenixcontact.com/us/products/1054734>

## Environmental product compliance

### EU RoHS

Fulfills EU RoHS substance requirements	Yes, No exemptions
---	--------------------

### China RoHS

Environment friendly use period (EFUP)	EFUP-E
	No hazardous substances above the limits

### EU REACH SVHC

REACH candidate substance (CAS No.)	No substance above 0.1 wt%
-------------------------------------	----------------------------

### EF3.1 Climate Change

CO2e kg	4.54 kg CO2e
---------	--------------

Phoenix Contact 2026 © - all rights reserved  
<https://www.phoenixcontact.com>

Phoenix Contact USA  
586 Fulling Mill Road  
Middletown, PA 17057, United States  
(+717) 944-1300  
[info@phoenixcon.com](mailto:info@phoenixcon.com)