

# MACX MCR-EX-RTD-I - Temperature measuring transducer



1050222

<https://www.phoenixcontact.com/us/products/1050222>

Please be informed that the data shown in this PDF document is generated from our online catalog. Please find the complete data in the user documentation. Our general terms of use for downloads are valid.



Ex i temperature transducer: converts signals from resistance temperature detectors installed in the Ex area and transmits a 0/4 - 20 mA signal to a load in the safe area. Freely programmable. 3-way isolation, SIL, screw connection, standard configuration.

## Your advantages

- Power supply possible via DIN rail connector
- Programming during operation with Ex measuring circuit connected and also voltage-free using IFS-USB-PROG-ADAPTER programming adapter
- Input for resistance thermometers and resistance-type sensors, [Ex ia] IIC
- Installation in zone 2, protection type "ec" (EN 60079-7) permitted
- 3-way electrical isolation
- Status indicator for supply voltage, cable, sensor, and module errors
- Configuration via software (FDT/DTM): sensor type, connection technology, measuring range, measuring unit, filter, alarm signal, and output range
- Output: 0 mA ... 20 mA or 4 mA ... 20 mA

## Commercial data

Item number	1050222
Packing unit	1 pc
Minimum order quantity	1 pc
Sales key	C430
Product key	DK1215
GTIN	4055626666075
Weight per piece (including packing)	171.5 g
Weight per piece (excluding packing)	130 g
Customs tariff number	85437090
Country of origin	DE

# MACX MCR-EX-RTD-I - Temperature measuring transducer



1050222

<https://www.phoenixcontact.com/us/products/1050222>

## Technical data

### Notes

#### Utilization restriction

EMC note	EMC: class A product, see manufacturer's declaration in the download area
----------	---

### Product properties

Product type	Temperature transmitter
Product family	MACX Analog
Application	Temperature
No. of channels	1
Configuration	Software

### System properties

#### Functionality

Configuration	Software
---------------	----------

### Electrical properties

Electrical isolation	3-way isolation
Electrical isolation between input and output	yes
Step response (0–99%)	≤ 1.7 s (with filter factor = 1)
Temperature coefficient, typical	0.01 %/K
Transmission error, typical	0.1 % (e.g. for Pt 100, 300 K span, 4 ... 20 mA)

#### Electrical isolation

Test voltage	2.5 kV AC (50 Hz, 60 s)
Overvoltage category	II
Pollution degree	2

#### Electrical isolation Input/output/power supply IEC/EN 61010-1

Standards/regulations	IEC/EN 61010-1
Rated insulation voltage	300 V <sub>rms</sub>
Insulation	Safe isolation

#### Electrical isolation Input/output IEC/EN 60079-11

Standards/regulations	IEC/EN 60079-11
Rated insulation voltage	375 V <sub>pp</sub>

#### Electrical isolation Input/power supply IEC/EN 60079-11

Standards/regulations	IEC/EN 60079-11
Rated insulation voltage	375 V <sub>pp</sub>

### Supply

Nominal supply voltage	24 V DC -20 % ... +25 %
------------------------	-------------------------

# MACX MCR-EX-RTD-I - Temperature measuring transducer



1050222

<https://www.phoenixcontact.com/us/products/1050222>

Supply voltage range	19.2 V DC ... 30 V DC
Power dissipation	≤ 0.76 W
Power consumption	≤ 1 W

## Input data

### Signal

Number of inputs	1
------------------	---

### Measurement

Description of the input	intrinsically safe
Sensor types (RTD) that can be used	Pt, Ni, Cu sensors: 2, 3, 4-wire
Temperature measuring range	-200 °C ... 850 °C (Range depending on the sensor type)
Linear resistance measuring range	0 Ω ... 50 kΩ
Potentiometer resistance range	0 Ω ... 50 kΩ
Max. permissible overall conductor resistance	50 Ω (Per cable)
Sensor input current	10 μA ... 210 μA (Up to 2x 210 μA with 3-conductor technology)
Temperature measuring range	≥ 50 K

## Output data

### Signal: Current

Number of outputs	1
Configurable/programmable	Yes
Current output signal	0 mA ... 20 mA 4 mA ... 20 mA (SIL)
Max. current output signal	≥ 21 mA
Load/output load current output	≤ 600 Ω
Output ripple (current)	< 15 μA <sub>pp</sub> < 10 μA <sub>rms</sub>
Behavior in the event of a sensor error	Freely definable

## Connection data

Connection method	Screw connection
Stripping length	7 mm
Screw thread	M3
Conductor cross-section rigid	0.2 mm <sup>2</sup> ... 2.5 mm <sup>2</sup>
Conductor cross-section flexible	0.2 mm <sup>2</sup> ... 2.5 mm <sup>2</sup>
Conductor cross-section AWG	24 ... 14
Tightening torque	0.5 Nm ... 0.6 Nm

### Test socket

Max. diameter	2 mm
---------------	------

## Ex data

Ex installation (EPL)	Gc
-----------------------	----

# MACX MCR-EX-RTD-I - Temperature measuring transducer



1050222

<https://www.phoenixcontact.com/us/products/1050222>

Ex i circuits (EPL)	Div. 2
	[Ga]
	[Da]
	[Ma]
	[Div. 1]

Safety data: Terminals: 4.1, 4.2, 5.1, 5.2

Max. internal capacitance $C_i$	44 nF
Max. output voltage $U_o$	6 V
Max. output current $I_o$	16.6 mA (RTD in 4-conductor technology)
	13 mA (RTD in 3-conductor technology)
	7.1 mA (RTD in 2-conductor technology)
	16.6 mA (2x RTD in 2-conductor technology)
	13 mA (Potentiometer)
Max. output power $P_o$	25.2 mW (Linear)
Safety-related maximum voltage $U_m$	253 V AC
	125 V DC
	30 V DC (Zone 2: 3.1, 3.2)
IIA/I (simple circuit): Max. external inductivity $L_o$ / Max. external capacitance $C_o$	850 mH / 1000 $\mu$ F
IIB/IIIC (simple circuit): Max. external inductivity $L_o$ / Max. external capacitance $C_o$	460 mH / 1000 $\mu$ F
IIC (simple circuit): Max. external inductivity $L_o$ / Max. external capacitance $C_o$	100 mH / 40 $\mu$ F
IIB/IIA (mixed circuit): Max. external inductivity $L_o$ / Max. external capacitance $C_o$	100 mH / 950 nF
IIIC/I (mixed circuit): Max. external inductivity $L_o$ / Max. external capacitance $C_o$	100 mH / 950 nF
IIC (mixed circuit): Max. external inductivity $L_o$ / Max. external capacitance $C_o$	100 mH / 555 nF

## Signaling

Status display	Green LED (supply voltage)
	Red LED, flashing 2.8 Hz (cable error, sensor error on input or output, ERR)
	Red LED, flashing 1.2 Hz (simulation mode, ERR)
	Red LED, permanently on (module error, ERR)

## Dimensions

Dimensional drawing	
Width	12.5 mm

# MACX MCR-EX-RTD-I - Temperature measuring transducer



1050222

<https://www.phoenixcontact.com/us/products/1050222>

Height	112.5 mm
Depth	113.7 mm
Depth NS 35/7,5	114.5 mm (Snapped onto DIN rail NS 35/7,5 in accordance with EN 60715)

## Material specifications

Color	gray (RAL 7042)
Flammability rating according to UL 94 (Housing)	V0 (Housing)
Housing material	PA 6.6-FR

## Environmental and real-life conditions

### Ambient conditions

Degree of protection	IP20
Ambient temperature (operation)	-40 °C ... 70 °C (Any mounting position)
Ambient temperature (storage/transport)	-40 °C ... 80 °C
Permissible humidity (operation)	5 % ... 95 % (non-condensing)

### Altitude range ( $\leq 2000$ m)

Altitude	$\leq 2000$ m (The technical data refers to altitudes $\leq 2000$ m above mean sea level. For altitudes $>2000$ m above mean sea level, refer to the data sheet.)
Ambient temperature (operation)	-40 °C ... 70 °C
Test voltage	2.5 kV
Rated insulation voltage	300 V <sub>rms</sub> (IEC/EN 60079-11) 375 V <sub>pp</sub> (IEC/EN 60079-11)

### Altitude range ( $\leq 3000$ m)

Height range	$> 2000$ m ... 3000 m
Ambient temperature (operation)	-40 °C ... 60 °C
Test voltage	2.25 kV
Safety-related maximum voltage U <sub>m</sub>	190 V AC 110 V DC
Rated insulation voltage	190 V <sub>rms</sub> (IEC/EN 60079-11)

### Altitude range ( $\leq 4000$ m)

Height range	$> 3000$ m ... 4000 m
Ambient temperature (operation)	-40 °C ... 55 °C
Test voltage	2 kV
Safety-related maximum voltage U <sub>m</sub>	60 V AC/DC
Rated insulation voltage	60 V <sub>rms</sub> (IEC/EN 60079-11)

### Altitude range ( $\leq 5000$ m)

Height range	$> 4000$ m ... 5000 m
Ambient temperature (operation)	-40 °C ... 49 °C
Test voltage	1.75 kV
Safety-related maximum voltage U <sub>m</sub>	60 V AC/DC

# MACX MCR-EX-RTD-I - Temperature measuring transducer



1050222

<https://www.phoenixcontact.com/us/products/1050222>

Rated insulation voltage	60 V <sub>rms</sub> (IEC/EN 60079-11)
--------------------------	---------------------------------------

## Approvals

### CE

Certificate	CE-compliant
Note	and EN 61326

### ATEX

Identification	Ⓜ I (M1) [Ex ia Ma] I
	Ⓜ II (1) G [Ex ia Ga] IIC
	Ⓜ II (1) D [Ex ia Da] IIIC
	Ⓜ II 3(1) G Ex ec ic [ia Ga] IIC T4 Gc
Certificate	IBExU19ATEX1006 X

### IECEX

Identification	[Ex ia Ma] I
	[Ex ia Ga] IIC
	[Ex ia Da] IIIC
	Ex ec ic [ia Ga] IIC T4 Gc
Certificate	IECEX IBE 19.0001 X

### UL, USA/Canada

Identification	UL 61010 Listed
	Class I Div 2; IS for Class I, II, III Div 1
Certificate	Ⓜ.Ⓜ.Ⓜ. C.D.-No 83104549

### Shipbuilding approval

Certificate	DNV GL TAA00000AG
-------------	-------------------

### Safety Integrity Level (SIL, IEC 61508)

Identification	2
Certificate	SEBS-A.150520/17, V2.0

### Systematic Capability

Identification	2
----------------	---

### INMETRO

Identification	[Ex ia Ma] I
	[Ex ia Ga] IIC
	[Ex ia Da] IIIC
	Ex ec ic [ia Ga] IIC T4 Gc
Certificate	DNV 21.0064 X

### EAC Ex

Identification	Ⓜ Ex ec ic [ia Ga] IIC T4 Gc
Certificate	BY/112 02.01 TP012 103.01 00082

### Shipbuilding data

# MACX MCR-EX-RTD-I - Temperature measuring transducer



1050222

<https://www.phoenixcontact.com/us/products/1050222>

Temperature	B
Humidity	B
Vibration	A
EMC	B
Enclosure	Required protection according to the Rules shall be provided upon installation on board

## EMC data

Electromagnetic compatibility	Conformance with EMC directive
Noise immunity	EN 61000-6-2
Note	When being exposed to interference, there may be minimal deviations.

## Noise emission

Standards/regulations	EN 61000-6-4
-----------------------	--------------

## Electromagnetic HF field

Designation	Electromagnetic RF field
Standards/regulations	EN 61000-4-3
Typical deviation from the measuring range final value	1 %

## Fast transients (burst)

Designation	Fast transients (burst)
Standards/regulations	EN 61000-4-4
Typical deviation from the measuring range final value	1 %

## Conducted interference

Designation	Conducted interferences
Standards/regulations	EN 61000-4-6
Typical deviation from the measuring range final value	1 %

## Standards and regulations

Electrical isolation	3-way isolation
----------------------	-----------------

## Mounting

Mounting type	DIN rail mounting
---------------	-------------------

# MACX MCR-EX-RTD-I - Temperature measuring transducer

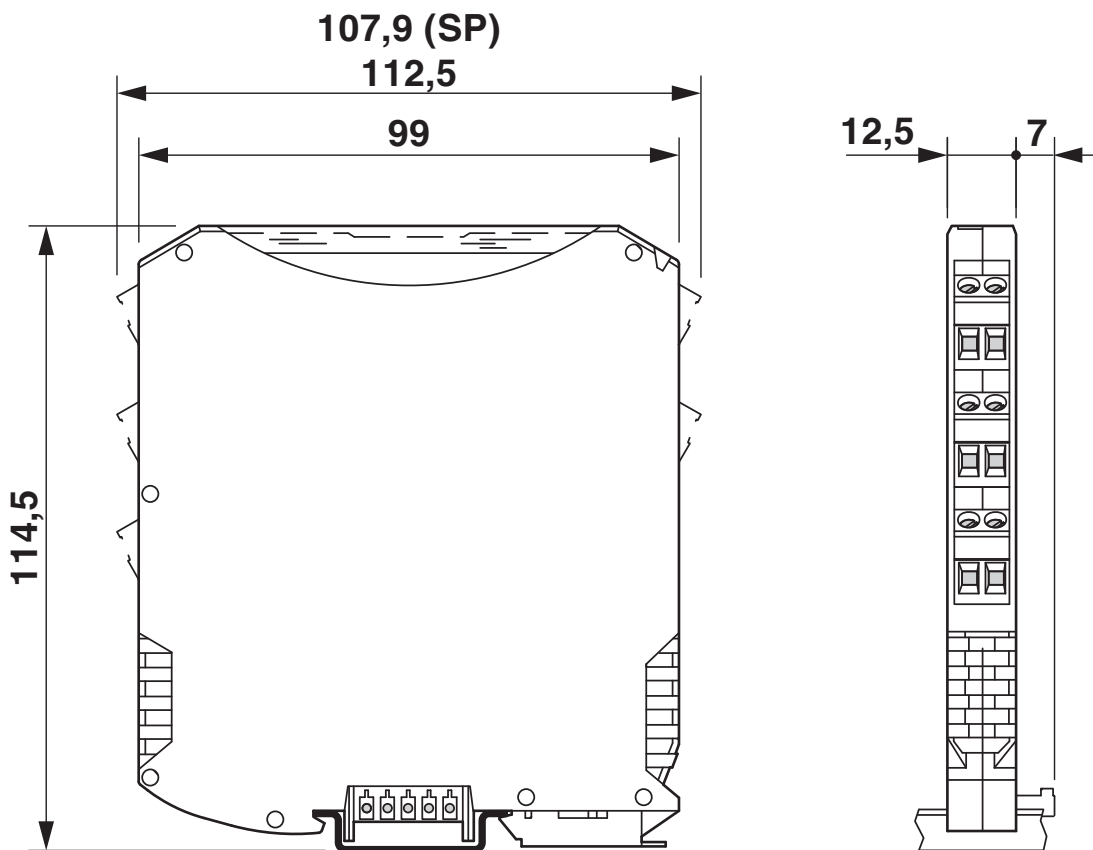


1050222

<https://www.phoenixcontact.com/us/products/1050222>

## Drawings

Dimensional drawing



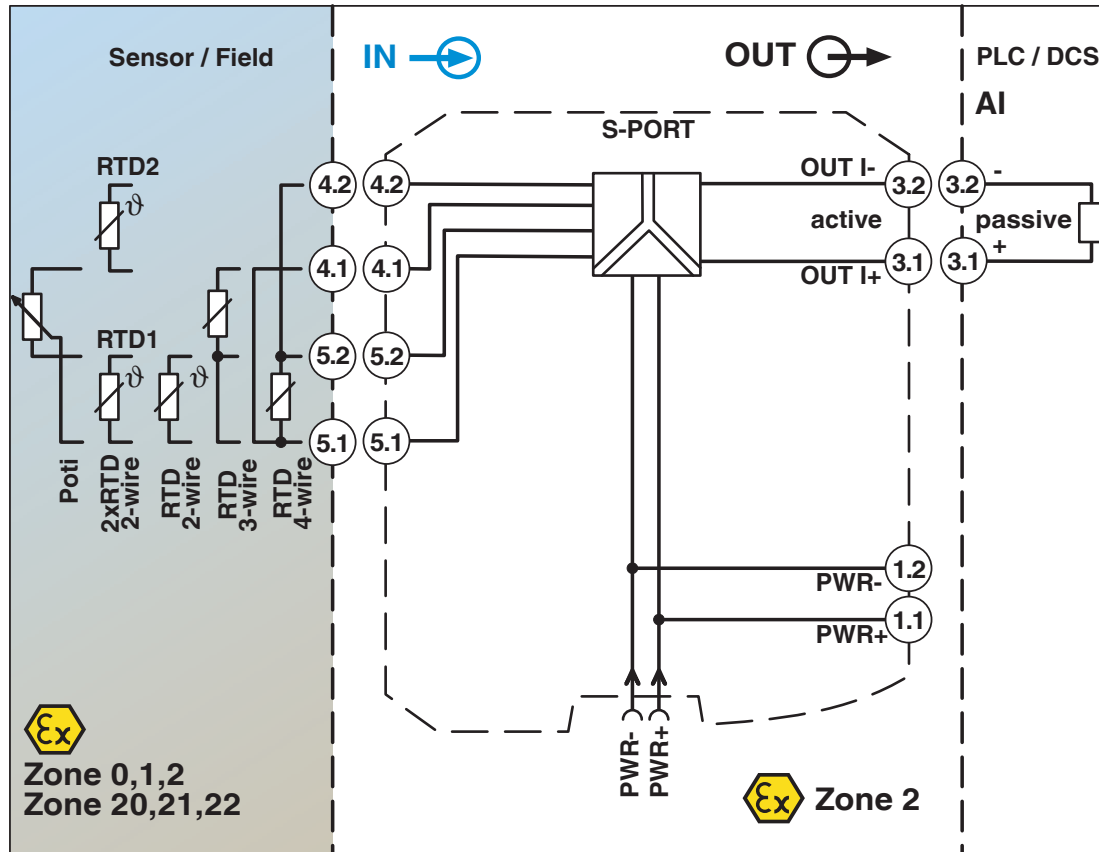
# MACX MCR-EX-RTD-I - Temperature measuring transducer



1050222

<https://www.phoenixcontact.com/us/products/1050222>

Block diagram



# MACX MCR-EX-RTD-I - Temperature measuring transducer





1050222


<https://www.phoenixcontact.com/us/products/1050222>

## Approvals

To download certificates, visit the product detail page: <https://www.phoenixcontact.com/us/products/1050222>


 **UL Listed**  
Approval ID: E330267


 **cUL Listed**  
Approval ID: FILE E 330267


 **Functional Safety**  
Approval ID: SEBS-A.20170608


**DNV**  
Approval ID: TAA00000AG


**ECAS**  
Approval ID: 163742 E25 08 169509

 **EAC Ex**  
Approval ID: RU C-DE.AB72.B.00093

 **IECEx**  
Approval ID: IECEx IBE 19.0001X

 **cUL Listed**  
Approval ID: FILE E 199827

 **UL Listed**  
Approval ID: E199827

 **ATEX**  
Approval ID: IBEExU 19 ATEX 1006 X

**INMETRO**  
Approval ID: DNV 21.0064 X

# MACX MCR-EX-RTD-I - Temperature measuring transducer



1050222

<https://www.phoenixcontact.com/us/products/1050222>

## Classifications

### ECLASS

ECLASS-13.0	27210129
ECLASS-15.0	27210129

### ETIM

ETIM 10.0	EC002919
-----------	----------

### UNSPSC

UNSPSC 21.0	41112100
-------------	----------

# MACX MCR-EX-RTD-I - Temperature measuring transducer



1050222

<https://www.phoenixcontact.com/us/products/1050222>

## Environmental product compliance

### EU RoHS

Fulfills EU RoHS substance requirements	Yes
Exemption	7(a), 7(c)-I

### China RoHS

Environment friendly use period (EFUP)	EFUP-50
	An article-related China RoHS declaration table can be found in the download area for the respective article under "Manufacturer declaration". For all articles with EFUP-E, no China RoHS declaration table issued and required.

### EU REACH SVHC

REACH candidate substance (CAS No.)	Lead(CAS: 7439-92-1)
	2,2',6,6'-tetrabromo-4,4'-isopropylidenediphenol(CAS: 79-94-7)
SCIP	c047a32e-3c91-42b0-bc2b-2fa27278b863

Phoenix Contact 2026 © - all rights reserved  
<https://www.phoenixcontact.com>

Phoenix Contact USA  
586 Fulling Mill Road  
Middletown, PA 17057, United States  
(+717) 944-1300  
[info@phoenixcon.com](mailto:info@phoenixcon.com)