

# HC-BB46-I-PT-M - Contact insert



1014424

<https://www.phoenixcontact.com/us/products/1014424>

Please be informed that the data shown in this PDF document is generated from our online catalog. Please find the complete data in the user documentation. Our general terms of use for downloads are valid.



Contact insert, number of positions: 46+PE, size: B24, power contacts: 46, control contacts: 0, number of connections per position: 1, Pin, Push-in connection, 500 V, 16 A, 0.5 mm<sup>2</sup> ... 2.5 mm<sup>2</sup>, application: Power

## Your advantages

- Easy installation without tools, even when mounted, with push-in connection technology
- Shortest installation time compared to other connection technologies
- Quick and effortless wiring, in particular when space is tight
- Automatic cabling with robots possible
- Safe wiring and operation with color-coded actuators
- Shock and vibration-resistant in accordance with DIN EN 61373
- Cost-effective and fast coding with plastic profiles
- High contact density

## Commercial data

Item number	1014424
Packing unit	1 pc
Minimum order quantity	1 pc
Sales key	BF61
Product key	AF7ABD
GTIN	4055626492988
Weight per piece (including packing)	151 g
Weight per piece (excluding packing)	150.3 g
Customs tariff number	85366990
Country of origin	CN

# HC-BB46-I-PT-M - Contact insert



1014424

<https://www.phoenixcontact.com/us/products/1014424>

## Technical data

### Mounting

Assembly note	To ensure correct use, installation in housing with IP54 protection or better is required
---------------	---

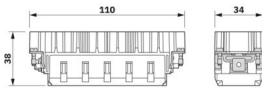
### Product properties

Product type	Contact insert with a fixed no. of positions
Series	HC-BB
Application	Power
Type	B24
Number of positions	46
Connection profile	46+PE
Contact numbering	1 - 46
Number of connections per position	1
No. of power contacts	46
No. of control contacts	0
Contact material type	turned

### Insulation characteristics

Overvoltage category	III
Degree of pollution	3

### Dimensions

Dimensional drawing	
Width	34 mm
Height	38 mm
Length	110 mm
Drill hole distance, horizontal	104 mm
Drill hole distance, vertical	27 mm

### Mechanical characteristics

Minimum housing height	72 mm
Contact diameter	2.5 mm

### Connection data

#### Connection technology

Connection technology	Push-in connection
Number of connections per position	1
Connection in acc. with standard	IEC / EN

# HC-BB46-I-PT-M - Contact insert



1014424

<https://www.phoenixcontact.com/us/products/1014424>

## Conductor connection

Conductor cross-section	0.5 mm <sup>2</sup> ... 2.5 mm <sup>2</sup>
Connection cross section AWG	20 ... 14
Tightening torque	0.8 Nm ... 1.2 Nm (PE connection)
	0.5 Nm ... 0.8 Nm (Mounting screws for mounting in the HEAVYCON housing)
Stripping length of the individual wire	10 mm

## Electrical properties

Rated voltage (III/3)	500 V
Rated surge voltage	6 kV
Rated current	16 A (power contacts)
SCCR	5 kA

## Mechanical properties

### Mechanical data

Insertion/withdrawal cycles	≥ 500
-----------------------------	-------

## Material specifications

Flammability rating according to UL 94	V0
Contact material	Copper alloy
Contact surface material	Ag
Contact carrier material	PC
Standards/regulations	PC

## Environmental and real-life conditions

### Ambient conditions

Ambient temperature (operation)	-40 °C ... 125 °C (including heating up of contacts)
---------------------------------	--

## Standards and regulations

### Testing

Standards/regulations	PC: Fire protection in rail vehicles - requirement sets R22, R23, and R24 acc. to DIN EN 45545-2 (Risk level HL1 - HL3)
-----------------------	---

# HC-BB46-I-PT-M - Contact insert

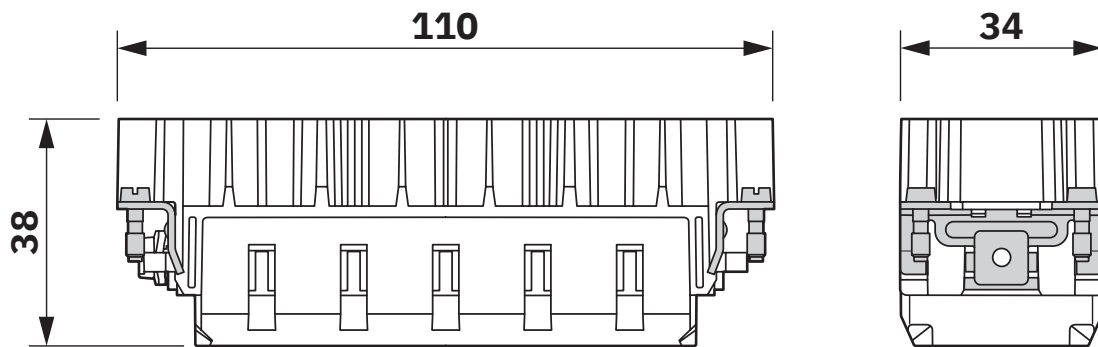


1014424

<https://www.phoenixcontact.com/us/products/1014424>

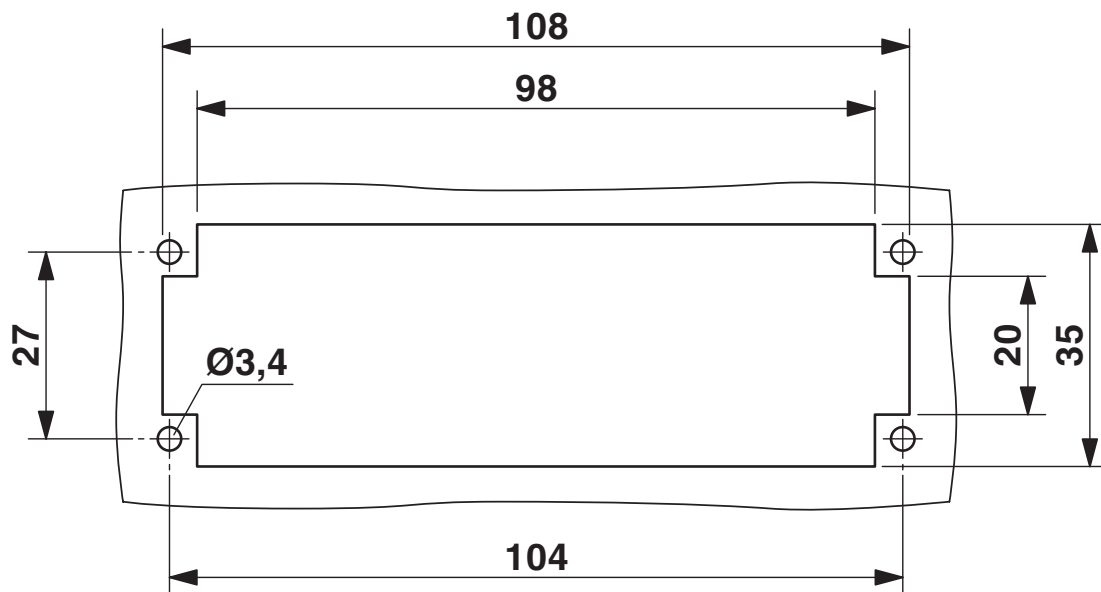
## Drawings

Dimensional drawing



Dimensional drawing

Dimensional drawing



Mounting cutout when used without housing

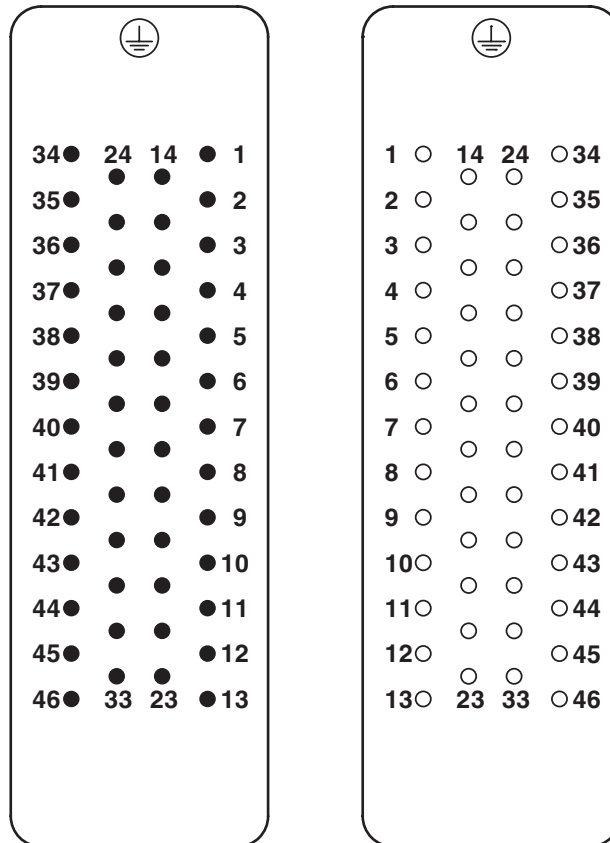
# HC-BB46-I-PT-M - Contact insert

1014424

<https://www.phoenixcontact.com/us/products/1014424>



Schematic diagram



Connection side: male left; female right

# HC-BB46-I-PT-M - Contact insert

1014424

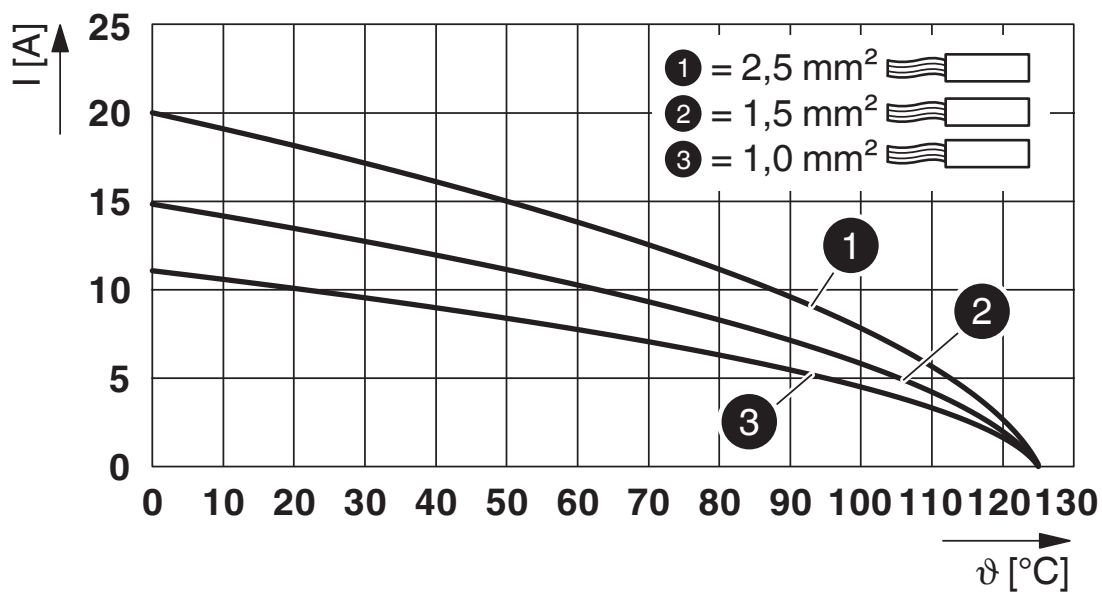
<https://www.phoenixcontact.com/us/products/1014424>

## Schematic diagram



Coding options

## Diagram

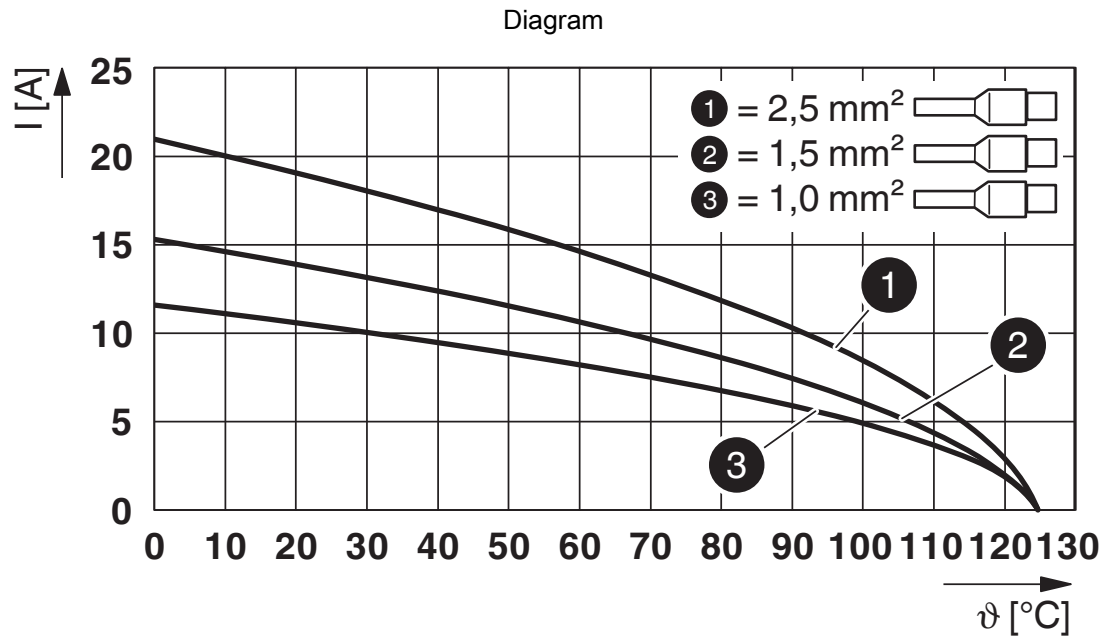


Derating diagram for flexible conductors

# HC-BB46-I-PT-M - Contact insert

1014424

<https://www.phoenixcontact.com/us/products/1014424>



Derating diagram for flexible conductors with ferrule

# HC-BB46-I-PT-M - Contact insert



1014424

<https://www.phoenixcontact.com/us/products/1014424>

## Approvals

🔗 To download certificates, visit the product detail page: <https://www.phoenixcontact.com/us/products/1014424>

### DNV

Approval ID: TAE000037S



### UL Recognized

Approval ID: E468743

	Nominal voltage $U_N$	Nominal current $I_N$	Cross section AWG	Cross section $\text{mm}^2$
keine				
	600 V	21 A	- 14	-

# HC-BB46-I-PT-M - Contact insert



1014424

<https://www.phoenixcontact.com/us/products/1014424>

## Classifications

### ECLASS

ECLASS-13.0	27440205
ECLASS-15.0	27440205

### ETIM

ETIM 10.0	EC000438
-----------	----------

### UNSPSC

UNSPSC 21.0	39121500
-------------	----------

# HC-BB46-I-PT-M - Contact insert



1014424

<https://www.phoenixcontact.com/us/products/1014424>

## Environmental product compliance

### EU RoHS

Fulfills EU RoHS substance requirements	Yes, No exemptions
---	--------------------

### China RoHS

Environment friendly use period (EFUP)	EFUP-E
	No hazardous substances above the limits

### EU REACH SVHC

REACH candidate substance (CAS No.)	No substance above 0.1 wt%
-------------------------------------	----------------------------

Phoenix Contact 2026 © - all rights reserved  
<https://www.phoenixcontact.com>

Phoenix Contact USA  
586 Fulling Mill Road  
Middletown, PA 17057, United States  
(+717) 944-1300  
[info@phoenixcon.com](mailto:info@phoenixcon.com)